ILLUSTRATED MEDICAL DICTIONARY

DORLAND

THE ILLUSTRATED

MEDICAL DICTIONARY

A NEW AND COMPLETE DICTIONARY OF THE TERMS USED IN MEDICINE, SURGERY, DENTISTRY, PHARMACY, CHEMISTRY, NURSING, AND KINDRED BRANCHES, WITH THE

PRONUNCIATION, DERIVATION, AND DEFINITION

INCLUDING MUCH COLLATERAL INFORMATION OF AN ENCYCLOPEDIC CHARACTER ∴ ∴ ∴

BY W. A. NEWMAN DORLAND, A.M., M.D.

ASSISTANT OBSTETRICIAN TO THE UNIVERSITY OF PENNSYLVANIA HOSPITAL; EDITOR OF THE AMERICAN POCKET MEDICAL DICTIONARY; FELLOW OF AMERICAN ACADEMY OF MEDICINE

TOGETHER WITH NEW AND ELABORATE TABLES OF ARTERIES, MUSCLES, NERVES, VEINS, ETC.; OF BACILLI, BACTERIA, DIPLOCOCCI, MICROCOCCI, STREPTOCOCCI, PTOMAINS AND LEUKOMAINS, WEIGHTS AND MEASURES; EPONYMIC TABLES OF DISEASES, OPERATIONS, SIGNS AND SYMPTOMS, STAINS, TESTS, METHODS OF TREATMENT, ETC.

FIFTH EDITION, REVISED AND ENLARGED

LONDON AND PHILADELPHIA

W. B. SAUNDERS COMPANY

1909

Set up, electrotyped, printed, and copyrighted October, 1900. Revised, reprinted, and recopyrighted June, 1901. Reprinted November, 1901, and July, 1902. Revised, reprinted, and recopyrighted July, 1903. Reprinted January, 1904, October, 1904, August, 1905, and November, 1905. Revised, reprinted, and recopyrighted July, 1906. Reprinted November, 1906, July, 1907, September, 1907, April, 1908, and September, 1908. Revised, reprinted, and recopyrighted February, 1909.

Copyright, 1909, by W. B. Saunders Company.

PRINTED IN AMERICA

PRESS OF
W. B. SAUNDERS COMPANY
PHILADELPHIA

PREFACE.

THE aim of the author of this work has been to produce, in a volume of convenient size, an up-to-date Medical Dictionary, sufficiently full for the varied requirements of all classes of medical men. Physicians and students have long felt the need of such a work. The book does not claim to be an encyclopedia; it is a dictionary, a concise and convenient word-book, aiming to furnish full definitions of the terms of medicine and kindred branches, and such collateral information as medical men generally would be likely to look for. The author has sought a middle course between the large, unwieldy lexicon and the abridged students' dictionary, avoiding the disadvantages of each.

Special attention has been given to the wording of definitions, with the intention of making them clear, concise, and yet sufficiently complete. Under the more important headings a considerable amount of collateral descriptive matter has been included. For instance, under each drug are given its composition, sources, properties, uses, and dose; under the more important diseases, an account of their etiology, symptoms, etc.; under the principal organs, a description of their structure and function.

Besides the ordinary dictionary matter, it has seemed desirable to include a large amount of information arranged in tabular form. In addition to the usual anatomic and clinical tables, there will be found specially prepared tables of Tests, Stains and Staining Methods, Methods of Treatment, etc., which, it is believed, will prove of distinct value.

In the arrangement of matter, convenience of consultation has been sought. To this end all phrases consisting of a noun and its qualifying word have been defined under the principal noun: thus, Lateral sclerosis will be found under Sclerosis; Basifacial axis, under Axis; Bartholin's duct, under Duct, etc.

The important features of pronunciation and derivation have received the most careful attention. The system used for expressing the sounds is extremely simple, and yet it indicates with accuracy the exact pronunciation of the words.

The illustrations of the book have been chosen for their practical value in aiding the text rather than for their pictorial beauty, the intention being to show to the eye what could be only imperfectly described in words.

A special effort has been made to produce a volume of attractive appearance and convenient size, such as a man would want to keep on his desk for constant reference. By the use of a large page with a compact but clear typography it has been possible to furnish an unusually large amount of matter in a volume of handy size.

PREFACE TO THE FIFTH EDITION.

SINCE the publication of the fourth edition of this book the literature of medicine has been carefully gleaned for new words, and as a result more than 2000 new terms have been added. The majority of these words appear for the first time in any dictionary. Moreover, the entire book has been revised and many of the definitions have been rewritten and improved. A special feature has been made of those words in the realm of biology which occur so frequently in the literature of physiology and pathology. Much new matter has been added covering the terminology of parasites, especially the protozoa; the B. N. A. anatomical terminology has been included, and the latest classification of the proteins has been adopted. It is believed that the pictorial features of the work have proved very acceptable to users of the book, and these have been enhanced by the addition of a plate showing the regions of the body according to the terminology of the B. N. A.

The editor takes pleasure in acknowledging the invaluable aid received from a host of friends of the book. The number of these who have helped with suggestions, criticisms, and lists of new words precludes individual mention, but the editor takes this opportunity of acknowledging his indebtedness.

ABBREVIATIONS

A. Accommodation. Anode. Argon.
ā, āā. For *ana*, of each.
Abdom. Abdomen.
Abs. feb. L. *absen'te feb're*, when fever is absent.
Abst., Abstr. Abstract.
A. C. Air conduction. Anodal closing.
A. c. L. *an'te ci'bum*, before meals.
Acc. Accommodation.
ACC. Anodal closure contraction.
ACO. Anodal closing odor.
ACP. Anodal closing picture.
ACS. Anodal closing sound.
A. D. Anodal duration. L. *aur'is dex'tra*, right ear.
Ad., Add. L. *ad'de, adda'tur*, or *addan'tur*, add, let there be added.
ADC. Anodal duration contraction.
Ad def. an. L. *ad defectio'nem an'imi*, to fainting.
Ad deliq. L. *ad deli'quium*, to fainting.
Ad 2 vic. L. *ad du'as vi'ces*, at two times, for two doses.
Ad grat. acid. L. *ad gra'tam acidita'tem*, to an agreeable sourness.
Adhib. L. *adhiben'dus*, to be administered.
Ad lib. L. *ad lib'itum*, at pleasure—*i. e.*, as desired.
Admov. L. *admo've, admovea'tur*, add, let there be added.
Ad pond. om. L. *ad pon'dus om'nium*, to the weight of the whole.
Adst. feb. L. *adstan'te feb're*, while fever is present.
Adv. L. *adver'sum*, against.
Æg. L. *æ'ger, æ'gra*, the patient.
Ag. Silver (L. *argen'tum*).
Aggred. feb. L. *aggredien'te feb're*, while the fever is coming on.
Agit. vas. L. *agita'to va'se*, the vial being shaken.
Ah. Hyperopic astigmatism.
Al. Aluminum.
Alt. dieb. L. *alter'nis die'bus*, every other day.
Alt. hor. L. *alter'nis ho'ris*, every other hour.
Alv. adst. L. *al'vo adstric'ta*, when the bowels are bound.
Alv. deject. L. *al'vi dejectio'nes*, alvine dejections.
A. M. Ampèremeter. Metric angle.
Amp. Ampère.
An. Anode.
Anat. Anatomy.
A. O. Anodal opening.
AOC. Anodal opening contraction or clonus.
AOO. Anodal opening odor.
AOP. Anodal opening picture.
AOS. Anodal opening sound.
Aq. L. *a'qua*, water.
Aq. astr. L. *a'qua astric'ta*, frozen water.
Aq. bull. L. *a'qua bul'liens*, boiling water.
Aq. com. L. *a'qua commu'nis*, common water.
Aq. dest. L. *a'qua destilla'ta*, distilled water.
Aq. ferv. L. *a'qua fer'vens*, hot water.
Aq. fluv. L. *a'qua flu'vii*, river water.
Aq. font. L. *a'qua fonta'na*, spring water.
Aq. mar. L. *a'qua mari'na*, sea water.
Aq. niv. L. *a'qua nivia'lis*, snow water.
Aq. pluv. L. *a'qua pluvia'lis*, rain water.
Aq. pur. L. *a'qua pu'ra*, pure water.
Aq. tep. L. *a'qua tep'ida*, tepid water.
Arg. L. *argen'tum*, silver.
A. S. L. *au'ris sinis'tra*, left ear.
As. Arsenic. Astigmatism.
As. H. Hyperopic astigmatism.
As. M. Myopic astigmatism.
Ast. Astigmatism.
At. wt. Atomic weight.
Au. Gold (L. *au'rum*).
Av. Avoirdupois.
Ax. Axis.
Az. Azote, or nitrogen.

B. Boron. Magnetic induction.
Ba. Barium.
B. A. L. *bal'neum are'næ*, sand-bath.
Bals. Balsam.
B. A. U. British Association unit.
B. C. Bone-conduction.
B. D. Base of prism down.
Be. Beryllium.
B. I. Base of prism in.
Bi. Bismuth.
Bib. L. *bi'be*, drink.
B. i. d., Bis. in d. L. *bis in di'e*, twice a day.
Biol. Biology.
B. M. L. *bal'neum ma'ris*, sea-water bath.
B. N. A. Abbreviation for *Basle nomina anatomica*, or the anatomic terminology accepted at Basle in 1895 by the Anatomical Society.
B. O. Base of prism out.
Bol. L. *bo'lus*, pill.
B. p. Boiling-point.
Br. Bromin.
B. U. Base of prism up.
Bull. L. *bul'liat*, let it boil.
But. L. *bu'tyrum*, butter.
B. V. L. *bal'neum vapo'ris*, vapor-bath.

C. Carbon. Cathode. Centigrade. Clonus. Closure. Color-sense. L. *con'gius*, gallon. Cubic. Cervical. Cylinder.
c. Contact.
c′. Coefficient of partage.
Ca. Calcium.
Calef. L. *calefac'tus*, warmed.
Cap. L. *ca'piat*, let him take.
Capsul. L. *cap'sula*, a capsule.
Cath. L. *cathar'ticus*, cathartic.
Cb. Columbium.
Cc. Cathodal closure. Cubic centimeter.
CCC. Cathodal closure contraction.

CCCl. Cathodal closure contraction or clonus.
Ccm. Cubic centimeter.
CCTe. Cathodal closure tetanus.
Cd. Cadmium.
Cd. Caudal or coccygeal (used in vertebral formulas).
Ce. Cerium.
Cel. Celsius.
Cent. Centigrade.
Cg., Cgm. Centigram.
C. G. S. unit. Centimeter-gram-second unit.
Chart. L. *char'ta*, paper.
Chartul. L. *char'tula*, a small paper.
Cib. L. *ci'bus*, food.
Cl. Chlorin. Closure of an electric circuit.
C. M. L. *cras ma'ne*, to-morrow morning. L. *chirur'giæ magis'ter*, master of surgery.
cm. Centimeter.
C. m. s. L. *cras ma'ne sumen'dus*, to be taken to-morrow morning.
C. N. L. *cras noc'te*, to-morrow night.
Co. Cobalt.
COC. Cathodal opening contraction.
Coch. L. *cochlea're*, spoonful.
Cochl. ampl. L. *cochlea're am'plum*, heaping spoonful.
Cochl. infant. L. *cochlea're infan'tis*, a child's spoonful.
Cochl. mag. L. *cochlea're mag'num*, tablespoonful.
Cochl. med. L. *cochlea're me'dium*, dessertspoonful.
Cochl. parv. L. *cochlea're par'vum*, teaspoonful.
Coct. L. *coc'tio*, boiling.
Col. L. *co'la*, strain.
Colat. L. *cola'tus*, strained.
Colet. L. *cole'tur*, let it be strained.
Collut. L. *coluto'rium*, a mouth-wash.
Collyr. L. *collyr'ium*, an eye-wash.
Color. L. *colore'tur*, let it be colored.
Comp. L. *compos'itus*, compound.
Concis. L. *conci'sus*, cut.
Cong. L. *con'gius*, a gallon.
Cons. L. *conser'va*, keep.
Cont. L. *contu'sus*, bruised.
Contin. L. *continue'tur*, let it be continued.
Cont. rem. L. *continue'tur reme'dia*, let the medicine be continued.
Coq. L. *co'que*, boil.
Coq. in s. a. L. *co'que in sufficien'te a'qua*, boil in sufficient water.
Coq. s. a. L. *co'que secun'dum ar'tem*, boil properly.
Cort. L. *cor'tex*, bark.
COTe. Cathodal opening tetanus.
Cr. Chromium.
Crast. L. *crasti'nus*, for to-morrow.
Crys. Crystal.
C. S. Current strength.
Cs. Cæsium.
Cu. Copper (L. *cu'prum*).
Cuj. L. *cu'jus*, of which.
C. V. L. *cras ves'pere*, to-morrow evening.
Cwt. A hundredweight.
Cy. Cyanogen.
Cyath. L. *cya'thus*, a glassful.
Cyath vin. L. *cya'thus vina'rius*, a wine-glass.
Cyl. Cylinder. Cylindrical lens.

D. L. *da*, give. Dexter. Diopter. L. *do'sis*, dose. Duration. Dorsal.
D. D. L. *de'tur ad*, let it be given to.
D. D. S. Doctor of dental surgery.
Dearg pil. L. *deargen'tur pil'ulæ*, let the pills be silvered.
Deaur pil. L. *deauren'tur pil'ulæ*, let the pills be gilded.
Deb. spis. L. *deb'ita spissitu'dine*, of the proper consistence.
Dec. L. *decan'ta*, pour off.
Decoct. L. *decoc'tum*, a decoction.
Decub. L. *decu'bitus*, lying down.
De d. in d. L. *de di'e in di'em*, from day to day.
Deg. Degeneration. Degree.
Deglut. L. *deglutia'tur*, let it be swallowed.
Dep. L. *depura'tus*, purified.
De. R. Reaction of degeneration.
Destil. L. *destil'la*, distil.
Det. L. *de'tur*, let it be given.
Det. in dup., Det. in 2plo. L. *de'tur in du'plo*, let twice as much be given.
D. et s. L. *de'tur et signe'tur*, let it be given and labelled.
Dieb. alt. L. *die'bus alter'nis*, on alternate days.
Dieb. tert. L. *die'bus ter'tiis*, every third day.
Dig. L. *digera'tur*, let it be digested.
Dil. L. *dil'ue*, dissolve.
Diluc. L. *dilu'culo*, at daybreak.
Dilut. L. *dilu'tus*, dilute.
Dim. L. *dimid'ius*, one-half.
D. in p. æq. L. *divi'de in par'tes æqua'les*, divide into equal parts.
Dir. prop. L. *directio'ne pro'pria*, with a proper direction.
Dist. L. *distil'la*, distil.
Div. L. *div'ide*, divide.
Donec alv. sol. fuerit. L. *do'nec al'vus solu'ta fu'erit*, until the bowels are opened.
D. P. L. *directio'ne pro'pria*, with a proper direction.
D. R. Reaction of degeneration.
dr. Dram or drams.
D. T. D. L. *da'tur ta'lis do'sis*, give of such a dose.
Dt. Duration tetany.
Dur. dolor. L. *duran'te dolo're*, while the pain lasts.

E. Electromotive force. Emmetropia. Erbium.
Ead. L. *ea'dem*, the same substance.
Eb. Erbium.
Eclec. Eclectic.
E.-j. Elbow-jerk.
Ejusd. L. *ejus'dem*, of the same.
Elec. Electricity. Electuary.
Emb. Embryology.
E. M. F. Electromotive force.
Emp. L. *emplas'trum*, a plaster.
Emp. vesic. L. *emplas'trum vesicato'rium*, a blister.
Enem. Enema.
Er. Erbium. External resistance.
Exhib. L. *exhibea'tur*, let it be given.
Ext. Extract. External.

F. Fahrenheit. L. *fi'at*, let there be made. Field of vision. Fluorin. Formula.

Fahr. Fahrenheit.
Far. Faradic.
Fasc. L. *fascic'ulus*, a bundle.
Fe. Iron (L. *fer'rum*).
Feb. dur. L. *feb're duran'te*, while the fever lasts.
Fem. intern. L. *femor'ibus inter'nus*, at the inner side of the thighs.
Ferv. L. *fer'veus*, boiling.
F. h. L. *fi'at haus'tus*, let a draught be made.
Filt. L. *fil'tra*, filter.
Fl. Fluid.
F. l. a. L. *fi'at le'ge ar'tis*, let it be done according to rule.
Fld. L. *flu'idus*, fluid.
Fldr. Fluidrachm.
Flor. L. *flo'res*, flowers.
Floz. Fluidounce.
F. m. L. *fi'at mistu'ra*, let a mixture be made.
Fol. L. *fo'liæ*, leaves.
F. p. L. *fi'at po'tio*, let a potion be made.
F. pil. L. *fi'ant pil'ulæ*, let pills be made.
Fract. dos. L. *frac'ta do'si*, in divided doses.
F. R. C. P. Fellow of the Royal College of Physicians.
F. R. C. S. Fellow of the Royal College of Surgeons.
Frust. L. *frustilla'tim*, in small pieces.
F. s. a. L. *fi'at secun'dum ar'tem*, let it be prepared skilfully.
Ft. L. *fi'at*, let it be made; *fi'ant*, let them be made.
Ft. mas. div. in pil. L. *fi'at mas'sa divident'da in pil'ulas*, let a pill-mass be made and divided into pills.
Ft. pulv. L. *fi'at pul'vis*, let a powder be made.
F. vs. L. *fi'at venæsec'tio*, let the patient be bled.

Ga. Gallium.
Galv. Galvanic.
Garg. L. *gargaris'ma*, a gargle.
Gd. Gadolinium.
Gel. quav. L. *gelati'na qua'vis*, in any kind of jelly.
Ger. Germanium.
G. G. G. L. *gum'mi gut'tæ gam'biæ*, gamboge.
Gl. Glucinum. Glyceryl.
Gm. Gram.
Gr. L. *gra'num*, grain.
Grad. L. *grada'tim*, by degrees.
Gtt. L. *gut'ta*, drop, or *gut'tæ*, drops.
Guttat. L. *gutta'tim*, by drops.
Gutt. quibusd. L. *gut'tis quibus'dam*, with a few drops.

H. L. *ho'ra*, an hour. Horizontal. Hydrogen. Hyperopia.
Haust. L. *haus'tus*, a draught.
H. D. Hearing-distance.
H. d. L. *ho'ra decu'bitus*, at bedtime.
H. D. L. W. Distance at which a watch is heard by the left ear.
H. D. R. W. Distance at which a watch is heard by the right ear.
Hebdom. L. *hebdom'ada*, a week.
Herb. recent. L. *herba'rium recen'tium*, of fresh herbs.
Hg. Hectogram. Mercury (L. *hydrar'gyrum*).
H. + Hm. Compound hypermetropic astigmatism.
Hl. Hectoliter. Latent hypermetropia.
Hm. Hectometer. Manifest hypermetropia.
Hor. decub. L. *ho'ra decu'bitus*, at bedtime.
Hor. interm. L. *ho'ris interme'diis*, at the intermediate hours.
Hor. un spatio. L. *ho'ræ uni'us spa'tio*, at the end of an hour.
H. p. n. L. *haus'tus pur'gans nos'ter*, our own purgative draught.
H. s. L. *ho'ra som'ni*, at bedtime.
Ht. Total hypermetropia.

I. Intensity of magnetism. Iodin.
i. Optically inactive.
Id. L. *i'dem*, the same.
II-para. Secundipara.
III-para. Tertipara.
In. Indium.
In d. L. *in di'es*, daily.
Inf. L. *infun'de*, pour in.
Inj. Injection.
Inj. enem. L. *injicia'tur en'ema*, let an enema be injected.
In pulm. L. *in pulmen'to*, in gruel.
I-para. Primipara.
Ir. Iridium.

J. Joule, or Joule's equivalent.
Juscul. L. *jus'culum*, a broth.

K. Electrostatic capacity. Kathode. Potassium (L. *ka'lium*).
κ. Magnetic susceptibility.
Ka. Kathode.
K. C. Kathodal closure.
KCC. Kathodal closure contraction.
KCT. Kathodal closure tetanus.
KD. Kathodal duration.
KDT. Kathodal duration tetanus.
Kg. Kilogram.
K.-j. Knee-jerk.
Kl. Kiloliter.
Km. Kilometer.
Kr. Crypton.
KSC. Kathodal closure contraction.
KST. Kathodal closure tetanus.
K. W. Kilowatt.

L. Coefficient of induction. Left. Light-sense. Liter.
La. Lanthanum.
Lag. L. *lage'na*, a flask.
Lat. dol. L. *lat'eri dolen'ti*, to the painful side.
Lb. L. *li'bra*, a pound.
L. D. Light-difference.
L. D. A. Left dorso-anterior position of the fetus.
L. D. P. Left dorsoposterior position of the fetus.
L. D. S. Licentiate in dental surgery.
L. E. Left eye.
L. F. A. Left fronto-anterior position of the fetus.
L. F. P. Left front posterior position of the fetus.
Li. Lithium.
Lib. L. *li'bra*, a pound.
Linim. Liniment.

Lint. L. *lin'teum*, lint.
Liq. Liquor.
L. M. Light-minimum.
L. M. A. Left mento-anterior position of the fetus.
L. M. P. Left mentoposterior position of the fetus.
L. O. A. Left occipito-anterior position of the fetus.
Loc. dol. L. *lo'co dolen'ti*, to the painful spot.
L. O. P. Left occipitoposterior position of the fetus.
Lot. L. *lo'tio*, lotion.
L. S. A. Left sacro-anterior position of the fetus.
L. S. P. Left sacroposterior position of the fetus.

M. Meter. L. *meri'dies*, noon; *mis'ce*, mix; *mis'tura*, mixture. Myopia. Strength of pole.
m. Meta-.
μ. Micron.
Ma. Milliampère.
Mac. L. *ma'cera*, macerate.
Mag. L. *mag'nus*, large.
Man. L. *manip'ulus*, a handful.
Man. pr. L. *ma'ne pri'mo*, early in the morning.
Manip. L. *manip'ulus*, a handful.
Mas. pil. L. *mas'sa pilula'rum*, pill-mass.
Matut. L. *matuti'nus*, in the morning.
M. B. Bachelor of medicine.
Md. Molybdenum.
M. flac. L. *membra'na flac'cida*, Shrapnell's membrane.
M. ft. L. *mistu'ra fi'at*, let a mixture be made.
Mg. Magnesium. Milligram.
Mic. pan. L. *mi'ca pa'nis*, bread-crumb.
Min. L. *min'imum*, a minim.
Mist. L. *mistu'ra*, a mixture.
Mit. L. *mit'te*, send.
Mitt. sang. L. *mit'te san'guinem*, bleed.
Ml. Milliliter.
M. l. Macula lutea.
M. L. A. Left mento-anterior position of the fetus.
M. L. P. Left mentoposterior position of the fetus.
Mm., mm. Millimeter.
Mmm. Micromillimeter.
Mn. Magnesium.
Mo. Molybdenum.
Mod. præsc. L. *mo'do præscrip'to*, in the way directed.
M. O. H. Medical officer of health.
Mol. wt. Molecular weight.
Mor. dict. L. *mo're dic'to*, in the manner directed.
Mor. sol. L. *mo're sol'ito*, in the usual way.
Ms. Masrium.
M. T., Mt. Membrana tympani.
Muc. Mucilage.
Myg. Myriagram.
Myl. Myrialiter.
Mym. Myriameter.

N. Nitrogen. North pole.
n. Index of refraction.
Na. Sodium (L. *nat'rium*).
Nb. Niobium.
Nd. Neodymium.
Ne. tr. s. num. L. *ne tra'das si'ne num'mo*, do not deliver unless paid.
Ni. Nickel.
Nm. L. *nux moscha'ta*, nutmeg.
No. L. *nu'mero*, number.
Noct. L. *noc'te*, at night.
Noct. maneq. L. *noc'te mane'que*, at night and in the morning.
Non repetat. L. *non repeta'tur*, do not repeat.

O. L. *octa'rius*, pint. Opening of circuit. Oxygen.
o. Ortho-
O^2. Both eyes.
O. D. L. *oc'ulus dex'ter*, right eye.
O. D. A. Right occipito-anterior position of the fetus.
O. D. P. Right occipitoposterior position of the fetus.
Of. Official.
O. L. L. *oc'ulus læ'vus*, left eye.
Ol. L. *o'leum*, oil.
O. L. A. Left occipito-anterior position of the fetus.
Ol. oliv. L. *o'leum oli'væ*, olive oil.
O. L. P. Left occipitoposterior position of the fetus.
Ol. lini s. i. L. *o'leum li'ni si'ne ig'ne*, cold-drawn linseed oil.
Ol. res. Oleoresin.
O. m. L. *om'ni ma'ne*, every morning.
Omn. bih. L. *om'ni biho'ra*, every two hours.
Omn. hor. L. *om'ni ho'ra*, every hour.
Omn. noct. L. *om'ni noc'te*, every night.
Om. quar. hor. L. *om'ni quadran'te ho'ra*, every quarter of an hour.
O. n. L. *om'ni noc'te*, every night.
O. S. L. *oc'ulus sinis'ter*, left eye.
Os. Osmium.
O. u. L. *oc'ulus uter'que*, either eye.
Ov. L. *o'vum*, egg.
Ox. Oxymel.
Oz. Ounce.

P. Phosphorus. L. *pon'dere*, by weight. Pulse. Pupil.
p. Para-.
P. æ. L. *par'tes æqua'les*, in equal parts.
Par. aff. L. *pars affec'ta*, the part affected.
Part. æq. L. *par'tes æqua'les*, equal parts.
Part. vic. L. *par'tibus vi'cibus*, in divided doses.
Pastil. L. *pastil'lum*, a pastille.
Pb. Lead (L. *plum'bum*).
P. C. L. *pon'dus civi'le*, avoirdupois weight.
P. c. L. *post ci'bum*, after food.
Pc. Convergence near-point.
P. D. Potential difference.
PD. Prism-diopter.
Pd. Palladium.
Penic. cam. L. *penicil'lum cameli'num*, a camel's-hair brush.
Per. op. emet. L. *perac'ta operatio'ne emet'ici*, when the action of the emetic is over.
Phar. Pharmacopeia.
Ph. G. Graduate in pharmacy.
Pil. Pill.
Pocill. L. *pocil'lum*, a small cup.
Pocul. L. *poc'ulum*, cup.
Pond. L. *pon'dere*, by weight.

Post sing. sed. liq. L. *post sin'gulas se'des liq'uidas*, after every loose stool.
Pot. Potion. Potassa.
P. p. L. *punc'tum prox'imum*, near-point.
P. p. a. L. *phi'ala pri'us agita'ta*, the bottle having first been shaken.
Ppt. Precipitate. Prepared.
Pr. Praseodymium. Presbyopia.
P. r. L. *punc'tum remo'tum*, far-point.
P. rat. ætat. L. *pro ratio'ne æta'tis*, in proportion to age.
P. r. n. L. *pro re na'ta*, according to the occasion.
Pt. Pint. Platinum.
Pulm. L. *pulmen'tum*, gruel.
Pulv. L. *pul'vis*, powder.
Q. Electric quantity.
Q. d. L. *qua'ter in di'e*, four times a day.
Q. l. L. *quan'tum li'bet*, as much as you choose.
Q. H. L. *qua'que ho'ra*, every hour.
Q. p. L. *quan'tum pla'ceat*, at will.
Q. Q. H. L. *qua'que quar'ta ho'ra*, every fourth hour.
Qq. hor. L. *qua'que ho'ra*, every hour.
Q. s. L. *quan'tum suf'ficit*, a sufficient quantity.
Qt. Quart.
Quadrupl. L. *quadruplica'to*, four times as much.
Quat. L. *quat'uor*, four.
Quinq. L. *quin'que*, five.
Quint. L. *quin'tus*, fifth.
Quotid. L. *quotid'ie*, daily.
Q. v. L. *quan'tum vis*, as much as you like.

R. Réaumur. Respiration.
℞. L. *re'cipe*, take.
Rad. L. *ra'dix*, root.
Ras. L. *rasu'ræ*, shavings.
Rb. Rubidium.
R. D. Reaction of degeneration.
R. D. A. Right dorso-anterior position of the fetus.
R. D. P. Right dorsoposterior position of the fetus.
R. E. Right eye.
Rect. L. *rectifica'tus*, rectified.
Redig. in pulv. L. *rediga'tur in pul'verem*, let it be reduced to powder.
Red. in pulv. L. *redac'tus in pul'verem*, reduced to powder.
Reg. umb. L. *re'gio umbili'ci*, region of the navel.
Rep. L. *repeta'tur*, let it be repeated.
R. F. A. Right fronto-anterior position of the fetus.
R. F. P. Right frontoposterior position of the fetus.
Rh. Rhodium.
Rham. cat. *Rham'nus cathar'tica.*
R. M. A. Right mento-anterior position of the fetus.
R. M. P. Right mentoposterior position of the fetus.
R. O. A. Right occipito-anterior position of the fetus.
R. O. P. Right occipitoposterior position of the fetus.
R. S. A. Right sacro-anterior position of the fetus.
R. S. P. Right sacroposterior position of the fetus.
Ru. Ruthenium.

S. L. *sem'is*, half. Sight. Sign. South pole. Sulphur.
σ. The thousandth part of a second.
S. A. L. *secun'dum ar'tem*, according to art.
S. A. L. L. *secun'dum ar'tis le'ges*, according to the rules of art.
Sat. L. *satura'tus*, saturated.
Sb. Antimony (L. *stib'ium*).
Sc. Scandium.
Scat. L. *scat'ula*, a box.
Sc. D. A. Right scapulo-anterior position of the fetus.
Sc. D. P. Right scapuloposterior position of the fetus.
Sc. L. A. Left scapulo-anterior position of the fetus.
Sc. L. P. Left scapuloposterior position of the fetus.
Scr. Scruple.
S. D. A. Right sacro-anterior position of the fetus.
S. D. P. Right sacroposterior position of the fetus.
Se. Selenium.
Sed. L. *se'des*, a stool.
Sem. L. *se'men*, seed.
Semid. L. *semidrach'ma*, half a dram.
Semih. L. *semiho'ra*, half an hour.
Sept. L. *sep'tem*, seven.
Seq. luce. L. *sequen'ti lu'ce*, the following day.
Serv. L. *ser'va*, keep, preserve.
Sesquih. L. *sesquiho'ra*, an hour and a half.
Sesune. L. *sesun'cia*, an ounce and a half.
Si. Silicon.
Sig. L. *signe'tur*, let it be labelled.
Sig. n. pr. L. *sig'na nom'ine pro'prio*, label with the proper name.
Sing. L. *singulo'rum*, of each.
Si non val. L. *si non va'leat*, if it does not answer.
Si op. sit. L. *si o'pus sit*, if necessary.
Si vir. perm. L. *si vi'res permit'tant*, if the strength will permit.
S. L. A. Left sacro-anterior position of the fetus.
S. L. P. Left sacroposterior position of the fetus.
Sm. Samarium.
Sn. Tin (L. *stan'num*).
S. n. L. *secun'dum natu'ram*, according to nature.
Sol. Solution.
Solv. L. *sol've*, dissolve.
Sp., Spir. L. *spir'itus*, spirit.
Sp. gr. Specific gravity.
Sph. Spherical lens.
Spt. L. *spir'itus*, spirit.
Sr. Strontium.
Ss. L. *sem'is*, half.
S. s. s. L. *stra'tum su'per stra'tum*, layer upon layer.
St. L. *stet*, let it stand; *stent*, let them stand.
Stat. L. *sta'tim*, immediately.
Su. L. *su'met*, let him take.
Sub. fin. coct. L. *sub fi'nem coctio'nis*, toward the end of boiling.
Sum. L. *su'mat*, let him take; *sumen'dum*, to be taken.
S. v. L. *spir'itus vi'ni*, alcoholic spirit.

S. v. r. L. *spir'itus vi'ni rectifica'tus*, rectified spirit of wine.
S. v. t. L. *spir'itus vi'ni ten'uis*, proof spirit.
Sym. Symmetric.
Syr. L. *syru'pus*, syrup.

T. Temperature. Tension of the eyeball. Time.
T. +1, T. +2, T. +3. Progressive stages of increased intra-ocular tension.
T. −1, T. −2, T. −3. Progressive stages of decreased tension.
Ta. Tantalum.
Tab. L. *tabel'la*, a tablet.
Tal. L. *ta'lis*, such a one.
Tb. Terbium.
T. d. L. *ter in di'e*, three times a day.
Te. Tellurium. Tetanic contraction.
Temp. dext. L. *tem'pori dex'tro*, to the right temple.
Temp. sinist. L. *tem'pori sinis'tro*, to the left temple.
Ti. Titanium.
T. i. d. L. *ter in di'e*, three times a day.
Tinct. Tincture.
Tl. Thallium.
Tn. Tension, especially normal intra-ocular tension.
Tr. Tincture.
Trid. L. *trid'uum*, three days.
Trit. L. *tri'tura*, triturate.
Troch. A troche.
Tus. L. *tus'sis*, a cough.

U. Unit. Uranium.
Ult. præs. L. *ul'timum præscrip'tus*, last prescribed.
Umb. L. *umbili'cus*, the navel.
Ung. L. *unguen'tum*, ointment.
Ur. Urine.
Ut dict. L. *ut dictum*, as directed.
Utend. L. *uten'dus*, to be used.

V. Acuity of vision. Vanadium.
v. Volt.
Vehic. L. *vehic'ulum*, a vehicle.
Ves. L. *vesi'ca*, the bladder.
Vesic. L. *vesic'ula, vesicato'rium*, a blister.
V. f. Field of vision.
vib. Vibration.
Vin. L. *vi'num*, wine.
Vitel. L. *vitel'lus*, yolk.
Vit. ov. sol. L. *vitel'lo o'vi solu'tus*, dissolved in yolk of egg.
V. M. Volt-meter.
V. o. s. L. *vitel'lo o'vi solu'tus*, dissolved in yolk of egg.
V. S. Volumetric solution.
Vs. L. *venæsec'tio*, venesection.
Vs. B. L. *venæsec'tio bra'chii*, bleeding in the arm.

W. Tungsten (L. *wolfra'mium*).
W. L. Wave-length.
Wt. Weight.

Yb. Ytterbium.
Y. s. Yellow spot of the retina.
Yt. Yttrium.

Z. Ger. *zuchung*, contraction.
Zn. Zinc.
Zr. Zirconium.
ZZ. Zingiber, or ginger.
Z. Z.' Z.'' Increasing degrees of contraction.

INDEX TO THE TABLES

INCLUDING IMPORTANT HEADINGS WHERE LARGE NUMBERS OF CORRELATED FACTS ARE GROUPED.

	PAGE
Abbreviations	4
Abscesses	13
Acids	17
Alcohols	36
Amputations (*illustrated*)	46
Aneurysms	54
Angles	56
Areas	74
Arteries (*illustrated*)	78
Bacilli (*illustrated*)	105
Bacteria	113
Bandages (*illustrated*)	116
Baths	120
Bruits	139
Bursæ	141
Calculi	145
Canals	147
Cartilages	155
Casts (*illustrated*)	157
Catheters	159
Cells (*illustrated*)	162
Centers	166
Columns	193
Contractions	198
Convolutions	199
Corpuscles	203
Cultures	211
Cysts	215
Degenerations	223
Diameters (*illustrated*)	232
Diplococci	238
Diseases	239
Disks	242
Dislocations	242
Ducts	246
Elements, Chemic	257
Exanthemata	284
Fascia	290
Fermentations	293
Fevers	294
Fibers	296
Fissures	299
Fistulæ	300
Fluids	302
Foramina	303
Formulæ	305
Fossæ	306
Fractures (*illustrated*)	307
Ganglia	313
Glands	321
Grafts	328
Gyri	332
Hemorrhages	343
Hernias (*illustrated*)	345
Indexes	372
Inflammation, Varieties of	374
Insanity	377
Lamina	402
Laws	405
Layers	407
Lenses	409
Ligaments (*illustrated*)	414
Lines	419
Lobes	424
Membranes	443
Micrococci	453
Murmurs	466
Muscles (*illustrated*)	467
Nerves (*illustrated*)	498
Nuclei	515
Oils	520
Operations	526
Paralyses	551
Pelves (*illustrated*)	561
Phenomena	576
Phthisis	581
Placentæ (*illustrated*)	586
Planes	587
Plates	589
Plexuses	591
Points	596
Poisons	597
Postures (*illustrated*)	607
Pregnancy (*illustrated*)	613
Processes	616
Ptomains and Leukomains	628
Pulses	631
Râles	642
Reactions	644
Reflexes	647
Regions (*illustrated*)	649
Respiration	652
Retes	654
Saccharomyces	664
Sarcomata	671
Serums	685
Signs and Symptoms of Disease	690
Sinuses	695
Solutions	700
Spaces	704
Spasms	705
Spinal Cord, Functions of	710
Spirilli	712
Splints (*illustrated*)	715
Stains and Staining Methods	720
Staphylococci	731
Strata	739
Streptococci	740
Sutures (*illustrated*)	754
Syndromes	760
Tests	776
Theories	793
Thermometers, Comparison of	796
Tinctures	803
Tissues	804
Tracts	811
Treatment, Methods of	813
Triangles	815
Tubes	822
Tubercles	823
Tubules	825
Tumors	825
Ulcers	830
Valves	844
Veins (*illustrated*)	848
Vibrio	856
Waters	861
Weights and Measures	863

THE ILLUSTRATED

MEDICAL DICTIONARY

A. 1. An abbreviation for *anode* and *anterior*. 2. The symbol for *argon*. 3. Symbol for *total acidity*.

A- or **An-.** 1. A prefix signifying *without* or *not:* used chiefly in words of Greek origin. 2. A prefix from the Latin, implying separation.

ĀĀ., āā. [Gr. ἀνά of each]. An abbreviation used in prescriptions, and signifying "of each."

Ab. A Latin preposition, meaning *from:* often used as a prefix.

Abaca (ab-ak-ah′). Manila hemp; also *Mu′sa texti′lis*, a plant of the Philippines, which produces it.

Abactus venter (ab-ak′tus ven′ter) [L.]. Induced abortion.

Abadie's sign (ah-bah-dēz′). See *Sign*.

Abaissement (ah-bās-maw′). 1. A lowering or a depressing. 2. Couching.

Abalienated (ab-āl′yen-a-ted) [L. *abaliena′tus*]. Mentally deranged.

Abalienation (ab-āl-yen-a′shun) [L. *abaliena′tio*]. Mental derangement; decay of the mental faculties.

Abaptiston (ab-ap-tis′ton) [Gr. α priv. + βάπτιστος plunged]. A trephine so shaped that it will not penetrate the brain.

Abarthrosis (ab-ar-thro′sis) [L. *ab* from + *Arthrosis*]. Same as *Diarthrosis*.

Abarticular (ab-ar-tik′u-lar). Not affecting a joint; remote from a joint.

Abarticulation (ab-ar-tik-u-la′shun) [L. *ab* from + *articula′tio* joint]. 1. A dislocation. 2. Same as *Diarthrosis*.

Abasia (ah-ba′ze-ah) [Gr. α priv. + βάσις step]. Inability to walk from a defect of co-ordination. **A. atac′tica,** abasia characterized by uncertainty of movement. **Choreic a.,** a form due to chorea of the legs. **Paralytic a.,** a form due to paralysis, the legs giving way under the weight of the body. **Paroxysmal trepidant a.,** astasia-abasia caused by spastic stiffening of the legs on attempting to stand. **Trembling a.,** abasia due to trembling of the legs.

Abasic (ah-ba′sik). Affected with or pertaining to abasia.

Abatement (ab-āt′ment). A decrease in the severity of a pain or a symptom.

Abattoir (ab-at-wah′) [Fr.]. A slaughter-house or establishment for the killing and dressing of animals for food.

Abb (ab-ak′se-al, ab-ak′sil) [L. *ab* away from + *ax′is* axis]. Not situated in the axis of the body or of a particular part or organ.

Abbé's condenser or **illuminator** (ah-bē′). See *Condenser*. **A.'s rings.** See *Ring*. **A.'s string method.** See *String method* under *Treatment*.

Abbé-Zeiss counting-cell. See *Thoma-Zeiss*.

A. B. C. method. Deodorization of sewage by the addition of alumina, blood, and charcoal.

Abdomen (ab-do′men) [L., from *ab′dere* to hide]. That portion of the body which lies between the thorax and the pelvis. It consists of a cavity (*abdominal cavity*) separated by the diaphragm from the thoracic cavity, and lined with a serous membrane, the peritoneum. This cavity contains the viscera, and is enclosed by a wall (*abdominal wall* or *parietes*) formed by the abdominal muscles, vertebral column, and ilium. It is divided into nine regions by four imaginary lines, of which two pass horizontally around the body (the upper at the level of the cartilages of the ninth ribs, the lower at the top of the crest of the ilium), and two extend vertically on either side of the body from the cartilage of the eighth rib to the center of Poupart's ligament. These regions are: Three upper—left hypochondriac, epigastric, right hypochondriac; three middle—left lumbar, umbilical, right lumbar; three lower—left inguinal, hypogastric, right inguinal. **Accordion a.,** nervous pseudotympany; swelling of the abdomen, due neither to distension with gas nor to a tumor, and appearing and disappearing rapidly. **Boat-shaped a.** See *Scaphoid a.* **Carinate a.** Same as *Scaphoid a.* **A. obsti′pum,** congenital shortness of the rectus abdominis muscle. **Pendulous a.,** a relaxed condition of the abdominal walls. **Scaphoid a.,** an abdomen whose anterior wall is hollowed out; seen in children with cerebral disease.

Abdominal (ab-dom′in-al) [L. *abdomina′lis*]. Pertaining to the abdomen.

Abdomino-anterior (ab-dom″in-o-an-te′re-or). With the belly forward (noting a position of the fetus in utero).

Abdominocystic (ab-dom″in-o-sis′tik). Pertaining to the abdomen and bladder.

Abdominogenital (ab-dom″in-o-jen′it-al). Pertaining to the abdomen and the reproductive organs.

Abdominohysterectomy (ab-dom″in-o-his-ter-ek′to-me). Hysterectomy performed through an abdominal incision.

Abdominohysterotomy (ab-dom″in-o-his-ter-ot′-o-me). Hysterotomy performed through an abdominal incision.

Abdominoposterior (ab-dom″in-o-pos-te′re-or). Having the belly turned backward (noting a position of the fetus in utero).

Abdominoscopy (ab-dom-in-os′ko-pe) [L. *abdo′men* belly + Gr. σκοπεῖν to inspect]. Inspection or examination of the abdomen.

Abdominoscrotal (ab-dom″in-o-skro′tal). Pertaining to the abdomen and scrotum.

Abdominothoracic (ab-dom″in-o-tho-ras′ik). Pertaining to the abdomen and thorax.

Abdomino-uterotomy (ab-dom″in-o-u-ter-ot′o-me). See *Abdominohysterectomy.*

Abdominovesical (ab-dom″in-o-ves′ik-al). Pertaining to the abdomen and bladder.

Abducens (ab-du′senz) [L. "drawing away"]. 1. The external rectus muscle of the eye. 2. The sixth cranial nerve. **A. labio′rum.** See *A. oris.* **A. oc′uli,** the external rectus muscle of the eye. **A. o′ris,** the levator anguli oris muscle.

Abducent (ab-du′sent) [L. *abdu′cens*]. Abducting, or effecting a separation.

Abduct (ab-dukt′) [L. *ab* from + *du′cere* to draw]. To draw away from the median line, or from a neighboring part or limb.

Abduction (ab-duk′shun) [L. *ab* from + *du′cere* to lead]. The withdrawal of a part from the axis of the body; the act of abducting or state of being abducted.

Abductor (ab-duk′tor) [L.]. An abducent muscle or nerve. See *Muscles, Table of.*

Abenteric (ab-en-ter′ik). Situated in a part other than the intestine: as A. typhus.

Abepithymia (ab-ep-e-thim′e-ah) [L. *ab* off + Gr. ἐπιθυμία desire]. Paralysis of the solar plexus.

Aberrant (ab-er′ant) [L. *aber′rans; ab* from + *erra′re* to wander]. Wandering or deviating from the usual or normal course.

Aberration (ab-er-a′shun) [L. *ab* from + *erra′re* to wander]. 1. Deviation from the usual course. 2. A disordered state of the intellect. 3. Imperfect refraction or focalization in a lens. **Chromatic a.,** an unequal refraction of differently colored rays, producing a blurred image. **Dioptric a.** Same as *Spheric a.* **Distantial a.,** a blurring of vision due to distance. **Lateral a.,** deviation of a ray from the focus measured upon a line perpendicular to the axis at the focus. **Longitudinal a.,** deviation of a ray from the focus measured on the axis. **Mental a.,** unsoundness of mind, especially one that is not sufficient to constitute insanity. **Meridional a.,** the variation of refractive power in different portions of the same meridian of a lens. **Newtonian a.** Same as *Chromatic a.* **Spheric a.,** the imperfect focalization of a convex lens, due to the fact that the rays from the periphery come to a focus sooner than the others.

Abevacuation (ab-e-vak-u-a′shun) [L. *ab* from + *evacua′tio* an emptying]. 1. Evacuation that is abnormal in respect of either excess or deficiency. 2. Metastasis.

Abeyance (ab-a′ans). A suspension of function or of action; a state of suspended activity.

Abies (a′be-ēz) [L. "fir"]. A genus of coniferous trees, including the firs and spruces. **A. balsam′ea,** balsam-fir, affords Canada balsam (*Terebin′thina canaden′sis*). **A. canaden′sis,** the hemlock tree, yields Canada pitch (*Pix canaden′sis*), the astringent extract of hemlock, and the volatile oil of hemlock. Dose of fluidextract (Gedde's), 5–10 min. (0.333–0.666 c.c.); of liquid extract (B.P.), 15–40 min. (1–2.666 c.c.); of glycerinum abietis (B. P.) 60–120 min. (4–8 c.c.). **A. excel′sa,** Norway spruce, affords Burgundy pitch (*Pix burgun′dica*).

Abietate (ab-i′et-āt). A salt of abietic acid.

Abietene (ab-i′et-ēn). See *Heptane.*

Abietin (ab-i′et-in). A resin, $C_{53}H_{76}O_8$, from various species of fir and pine.

Abietite (ab-i′et-īt). A sugar, $C_6H_8O_3$, from *A′bies pectina′ta,* the silver-fir of Europe.

Abiogenesis (ab″i-o-jen′es-is) [Gr. α priv. + βίος life + γένεσις generation]. The hypothetical production of life from matter not alive; spontaneous generation.

Abiogenetic, Abiogenous (ab-e-oj-en-et′ic, ab-e-oj′en-us). Pertaining to, or marked by, spontaneous generation.

Abiologic (ab″i-o-loj′ik) [Gr. α priv. + βίος life + λόγος treatise]. Not pertaining to biology.

Abionergy (ab-i-on′er-je) [Gr. α priv. + βίος life + ἔργον work]. See *Abiotrophy.*

Abiosis (ab-i-o′sis) [Gr. α negative + βίος life]. Absence or deficiency of life.

Abiotic (ab-i-ot′ik). Incapable of living; antagonistic to life.

Abiotrophy (ab-e-ot′ro-fe) [Gr. α negative + βίος life + τροφή nutrition]. Trophic failure; degeneration or failure of vitality resulting in loss of specific resistance, etc. Called also *Abionergy* and *Hypotrophy.*

Abirritant (ab-ir′it-ant) [L. *ab* from + *ir′ritans* irritating]. Diminishing or relieving irritation; soothing.

Abirritation (ab-ir-it-a′shun) [L. *abirrita′tio*]. Diminished responsiveness to stimulation; atony.

Ablactation (ab-lak-ta′shun) [L. *ablacta′tio,* from *ab* from + *lacta′re* to give milk]. The weaning of a child, or the cessation of the secretion of milk.

Ablastemic (ah-blas-tem′ik) [Gr. α priv. + βλάστημα a shoot]. Not concerned with germination.

Ablate (ab-lāt′) [L. *abla′tus* removed]. To remove, especially by cutting.

Ablatio (ab-la′she-o) [L.]. Ablation. **A. placen′tæ,** premature detachment of a normal placenta. **A. ret′inæ,** detachment of the retina.

Ablation (ab-la′shun) [L. *abla′tio*]. Removal of a part, especially by cutting.

Ablepharia, Ablepharon (ah-blef-a′re-ah, ah-blef′-ar-on) [Gr. α priv. + βλέφαρον eyelid]. Total or partial absence of the eyelids.

Blepharous (ah-blef′ar-us) [Gr. α priv. + βλέφαρον eyelid]. Having no eyelids.

Ablepsia (ah-blep′se-ah) [Gr. α priv. + βλέπτειν to see]. Lack or loss of sight; blindness.

Abluent (ab′lu-ent) [L. *ab* from + *lu′ens* washing]. 1. Detergent or cleansing. 2. A cleansing agent.

Ablution (ab-lu′shun) [L. *ablu′tio* a washing]. The act of washing or cleansing.

Abneural (ab-nu′ral) [L. *ab* away from + Gr. νεῦρον nerve]. Distant from the central nervous system; ventral.

Abnormal (ab-nor′mal) [L. *ab* from + *nor′ma* rule]. Not normal; contrary to the usual structure or condition.

Abnormality, Abnormity (ab-nor-mal′it-e, ab-nor′mit-e). 1. The quality or fact of being abnormal. 2. A malformation.

Aboiement (ah-bwah-maw′) [Fr.]. The utterance of barking sounds.

Abomasum, Abomasus (ab-o-ma′sum, ab-o-ma′-sus) [L. *ab* from + *oma′sum* paunch]. The fourth stomach of a ruminant animal.

Aborad (ab-o′rad). In an aboral direction.

Aboral (ab-o′ral). Opposite to, or remote from, the mouth.

Abort (ab-ort′) [L. *abor′tus* abortive]. 1. To miscarry. 2. To bring to an end before full development. 3. An abortion.

Aborticide (ab-or′tis-īd) [L. *abor′tus* abortion + *cæ′dere* to kill]. 1. The killing of a fetus within the uterus. 2. An agent which causes abortion and kills the fetus.

Abortient (ab-or′shent) [L. *ab* from + *ori′ri* to grow]. Same as *Abortifacient.*

Abortifacient (ab-or-tif-a′shent) [L. *abor′tio* abortion + *fa′cere* to make]. 1. Causing abortion. 2. An agent which causes abortion.

Abortion (ab-or′shun) [L. *abor′tio*]. 1. The expulsion of the fetus before it is viable. 2. Premature stoppage of a morbid or a natural process. **Accidental a.,** that which is due to accident. **Ampullar a.,** a variety of tubal abortion occurring from the ampulla of the oviduct. **Artificial a., Induced a.,** that which is brought on purposely. **Criminal a.,** that which is not necessary for therapeutic reasons. **Embryonic a.,** that which occurs before the fourth month. **Fetal a.,** that which takes place after the fourth month. **Habitual a.,** that which is repeated in successive pregnancies. **Incomplete a.,** that which is followed by retention of the placenta. **Inevitable a.,** when the embryo is dead or there is rupture of the ovum. **Missed a.,** when the fetus or embryo is dead, but not expelled for two weeks. **Ovular a.,** that which occurs within the first three weeks. **Spontaneous a.,** abortion occurring naturally. **Tubal a.,** rupture of an extra-uterine pregnancy through the fimbriated extremity of the Fallopian tube.

Abortionist (ab-or′shun-ist). One who makes a business of producing criminal abortions.

Abortive (ab-or′tiv) [L. *aborti′vus*]. 1. Prematurely born; incompletely developed. 2. Effecting an abortion; abortifacient.

Abortus (ab-or′tus) [L.]. An aborted fetus; abortion.

Abouchement (ah-boosh-maw′) [Fr.]. The termination of a vessel in a larger one.

Aboulia, Aboulomania. See *Abulia, Abulomania.*

Abrachia (ah-bra′ke-ah) [Gr. α priv. + βραχίων arm]. The condition of being without arms.

Abrachiocephalia (ah-bra″ke-o-sef-a′le-ah) [Gr. α priv. + βραχίων arm + κεφαλή head]. Monstrosity, or teratism characterized by absence of arms and head.

Abrachius (ab-ra′ke-us). [See *Abrachia.*] A fetus born without arms.

Abra′sio cor′neæ. A rubbing off of the superficial layers of the cornea.

Abrasion (ab-ra′zhun) [L. *abra′sio*]. 1. A rubbing or scraping off. 2. A spot rubbed bare of skin or mucous membrane.

Abrastol (ab-ras′tol). Same as *Asaprol.*

Abrin (a′brin). A very poisonous principle or ferment from *A′brus precato′rius.*

Abrism (a′brizm). The morbid or toxic effect of jequirity.

Abroma (ab-ro′mah) [L.]. A genus of sterculiaceous trees. *A. augus′ta,* of Southern Asia, affords a viscid juice serviceable in dysmenorrhea. Dose of fresh root, ½ dr. (2 gm.).

Abrotanum (ab-rot′an-um) [L.; Gr. ἀβρότονον]. A plant, *Artemis′ia abrot′anum;* Southernwood, or lad's love: a tonic, stimulant, vulnerary, and vermifuge. Dose of fluid extract, 10–20 min. (0.666–1.333 c.c.).

Abrup′tio placen′tæ. Premature detachment of the placenta.

Abrus (a′brus) [L.; Gr. ἁβρός delicate]. A genus of leguminous plants: *A. precato′rius,* or jequirity, has poisonous seeds: the infusion is strongly irritant to the eyes, and is used in granular ophthalmia. See *Jequirity.*

Abscess (ab′ses) [L. *abscès′sus* a going apart]. A localized collection of pus in a cavity formed by the disintegration of tissues. **Acute a., Hot a.,** one which runs a relatively short course, producing some fever and a painful local inflammation. **Alveolar a.,** inflammation of the alveolus of the gum with cellular necrosis and pus-formation. Called also *Dento-alveolar a.* **Amebic a., Amœbic a.,** an abscess containing amebas, found in the liver and lungs. **Anorectal a.,** abscess of the cellulo-adipose tissue near the anus. **Arthrifluent a.,** a wandering abscess which has its point of origin in a diseased joint. **Atheromatous a.,** an area of softening in the wall of a blood-vessel, occurring as a result of sclerotic endarteritis. **Bezold's a.** See *Von Bezold's a.* **Bicameral a.,** one which has two chambers or pockets. **Biliary a.,** abscess of the gall-bladder. **Brodie's a.,** a tubercular inflammation and ulceration of the head of a bone, especially of the tibia. **Bursal a.,** one occurring in a bursa. **Canalicular a.,** a mammary abscess communicating with a milk-duct. **Caseous a.,** one that contains cheesy matter. **Chronic a.** Same as *Cold a.* **Cold a.,** one of comparatively slow development with little evidence of inflammation. **Constitutional a.,** one that results from a general disease, like pyemia, tuberculosis, or erysipelas. **Critical a.,** one that appears to mark or determine a crisis. **Diffuse a.,** one the pus of which, or a part of it, is widely diffused in the surrounding tissues. **Dry a.,** one which disappears without pointing or breaking. **Dubois's a.,** abscess of the thymus in congenital syphilis. **Embolic a.,** one formed in the clot of an embolus. **Fecal a., Stercoraceous a.,** one which communicates with the large intestine and contains feces. **Fixation a.,** an abscess produced artificially (as by the injection of turpentine) for the purpose of attracting and fixing at the site of the abscess the bacteria of an acute infection. **Gangrenous a.,** one attended with gangrene of the surrounding parts. **Gas a., Tympanitic a.,** one which contains gas. **Gravitation a.,** an abscess in which the pus migrates or gravitates to a lower or deeper portion of the body. **Hemorrhagic a.,** one which contains blood. **Hepatic a.,** abscess of the liver. **Hypostatic a.** See *Wandering a.* **Idiopathic a.,** one due to local causes. **Ischiorectal a.,** one seated in the ischiorectal fossa. **Lacunar a.,** an abscess in the lacunæ of the urethra. **Metastatic a.** See *Embolic a.* **Miliary a.,** one of a set of small multiple abscesses. **Milk a.,** an abscess of the mammary gland during lactation. **Multiple a.,** one of a set of many abscesses usually accompanying pyemia. **Mural a.,** an abscess in the abdominal wall after laparotomy. **Ossifluent a.,** an abscess dependent on a breaking down of bone-tissue. **Paget's a.,** an abscess recurring about the residue of a former abscess; a residual abscess. **Phlegmonous a.,** one associated with an inflammation seated in the connective tissues. **Postcecal a.,** an abscess sometimes occurring in appendicitis. **Posttyphoid a.,** a chronic abscess following typhoid fever. **Primary a.,** one formed at the seat of a pyogenic infection. **Psoas a.,** one which arises from disease of the lumbar or lower dorsal vertebræ, the pus descending in the sheath of the psoas muscle. **Pyemic a.,** a constitutional abscess due to pyemia. **Residual a.,** one seated near the residue of a former inflammation. **Scrofulous a., Strumous a.,** one due to the tubercle-bacillus. **Shirt-stud a.,** a superficial abscess connected with a deeper one by a pas-

sage. **Stercoraceous a.**, an abscess containing feces. **Stitch a.**, one which develops at or near a stitch or suture. **Suprahepatic a.**, an abscess situated in the suspensory ligament between the liver and the diaphragm. **Thecal a.**, an abscess in the sheath of a tendon. **Traumatic a.**, an abscess provoked by injury. **Tropical a.**, an abscess of the liver due to long residence in a tropical climate. **Tympanitic a.**, an abscess that contains gas. **Tympanocervical a.**, an abscess arising in the tympanum and extending to the neck. **Urinous a.**, one which contains pus mingled with urine. **Verminous a.**, one which contains insect-larvæ or other animal parasites. **Von Bezold's a.**, abscess resulting from a mastoiditis by perforation of the mastoid wall with extension into the digastric fossa, and from thence to the tissues of the lateral aspect of the neck. **Wandering a.**, one that burrows in the tissues and finally points at a considerable distance from the place where it started.

Abscess-root. The root of the Greek valerian, *Polemo'nium reptans:* stimulant, alterative, and expectorant. Dose of fluid extract, ½–2 dr. (1.85–7.4 c.c.).

Abscissa (ab-sis'ah), pl. *abscissæ* [L., from *ab* away + *scin'dere* to cut]. Any one of a set of transverse lines cutting vertical ones, to show in a diagram the relations of a series of parts.

Abscission (ab-sish'un) [L. *ab* from + *scin'dere* to cut]. Removal by cutting.

Absconsio (ab-skon'se-o), pl. *absconsio'nes* [L.]. The cavity of a bone receiving and concealing the head of another bone.

Absinthe (ab'sinth or ahb-sant') [Fr.]. A liqueur containing oil of wormwood. See *Absinthium.*

Absinthin (ab-sin'thin). A poisonous bitter principle, $C_{40}H_{56}O_8$, from wormwood (*absinthium*).

Absinthism (ab-sin'thizm). A diseased condition, like alcoholism, due to continued use of absinthe.

Absinthium (ab-sin'the-um) [L.; Gr. ἀψίνθιον]. Wormwood, the leaves and tops of *Artemis'ia absin'thium.* It is a gastric tonic, cardiac stimulant, and anthelmintic. Dose of infusion, 20–40 gr. (1.33–2.66 gm.). **Oil of a.**, the volatile oil of wormwood, or *Artemis'ia absin'thium.*

Absinthol (ab-sin'thol) [L. *absin'thium* wormwood + *o'leum* oil]. A liquid camphor, $C_{10}H_{16}O$, from oil of wormwood.

Absolute (ab'so-lūt) [L. *absolu'tus*, from *absol'vere* to set loose]. Free from limitations; unlimited; uncombined. *A. alcohol*, etc. See *Alcohol*, etc.

Absorbefacient (ab-sor-be-fa'shent) [L. *absorbe're* to absorb + *fa'cere* to make]. 1. Causing or promoting absorption. 2. A medicine or an agent that promotes absorption.

Absorbent (ab-sor'bent) [L. *absor'bens*, from *ab* away + *sorbe're* to suck]. 1. Sucking up, or taking up by suction. 2. A lacteal, lymphatic, or other absorbing vessel. 3. A medicine or dressing that promotes absorption.

Absorptiometer (ab-sorp-she-om'et-er) [*Absorption* + Gr. μέτρον measure]. A device for measuring the layer of liquid absorbed between two glass plates: used as a hematoscope.

Absorption (ab-sorp'shun) [L. *absorp'tio*]. The taking up of fluids or other substances by the skin, mucous surfaces, or absorbent vessels. **Interstitial a.**, removal of waste matter by the absorbent system.

Absorptive (ab-sorp'tiv). Having the power of absorbing.

Abstergent (ab-ster'jent) [L. *absterge're* to cleanse]. 1. Cleansing or purifying. 2. A cleansing application or medicine.

Abstract (ab'strakt) [L. *abstrac'tum*, from *abstra'here* to draw off]. A powder made from a drug or its fluidextract with milk-sugar, and brought to twice the strength of the original drug or extract.

Abstraction (ab-strak'shun) [L. *abstrac'tio*]. 1. The withdrawal of any ingredient from a compound. 2. The letting of blood.

Abterminal (ab-ter'min-al) [L. *ab* from + *ter'minus* end]. Moving from the terminus toward the center: use of electric currents in muscular substance.

Abulia (ah-bu'le-ah) [Gr. α negative + βουλή will]. Loss or deficiency of will-power. **Cyclic a.**, abulia occurring periodically.

Abulic (ah-bu'lik). Affected with or pertaining to abulia.

Abulomania (ah-bu-lo-ma'ne-ah) [*Abulia* + Gr. μανία madness]. Mental disorder characterized by weakness of the will or indecision of character.

Acacia (ak-a'she-ah) [L.; Gr. ἀκακία]. 1. A genus of leguminous trees of many species, some of which produce gum arabic and others catechu; some are poisonous and others astringent. 2. Gum arabic, a dry, gummy exudate from *A. Sen'egal* and other species: it is used in preparing mucilage and in pharmacy as a vehicle. It is serviceable as a demulcent. Its official preparations are the mucilage (*mucilago acaciæ*) and the syrup (*syrupus acaciæ*), both used mainly as vehicles.

Acalypha (ak-al'if-ah) [L., from Gr. ἀκαλυφής uncovered]. A genus of euphorbiaceous plants, many of which are actively medicinal. *A. in'dica*, an herb of Southern Asia, is purgative, emetic, and anti-arthritic. Dose of fluid extract, 10–60 min. (0.666–4 c.c.). The juice (*acalyphæ succus*) is given to infants in doses of 60 min. (4 c.c.).

Acampsia (ah-kamp'se-ah) [Gr. α negative + κάμπτειν to bend]. Rigidity or inflexibility of a part or of a joint.

Acanthesthesia (ak-an-thes-the'se-ah) [Gr. ἄκανθα thorn + αἴσθησις sensation]. Perverted sensibility with a feeling as of a sharp point.

Acan'thia lectula'ria. The bed-bug. See *Cimex.*

Acanthion (ak-an'the-on) [Gr. "little thorn"]. A point at the base of the anterior nasal spine.

Acanthocephala (ak-an-tho-sef'al-ah) [Gr. ἄκανθα spine + κεφαλή head]. An order of degenerate nematode animal parasites. See *Echinorhynchus.*

Acantholysis (ak-an-thol'is-is) [Gr. ἄκανθα prickle + λύσις a loosening]. Atrophy and detachment of the prickle-layer of the skin.

Acanthoma (ak-an-tho'mah), pl. *acantho'mata* [Gr. ἄκανθα prickle]. A tumor or excessive local development of the stratum granulosum of the skin.

Acanthosis (ak-an-tho'sis) [Gr. ἄκανθα spine]. Any disease of the prickle-cell layer of the skin. **A. nig'ricans**, general and abnormal pigmentation of the skin with papillary growths. See *Keratosis nigricans.*

Acapnia (ah-kap'ne-ah) [Gr. ἀ neg. + καπνός smoke]. A condition of diminished carbon dioxid in the blood.

Acardia (ah-kar'de-ah) [Gr. α priv. + καρδία heart]. Congenital absence of the heart.

Acardiac (ah-kar'de-ak). [See *Acardia.*] 1. Having no heart. 2. An acardiacus.

Acardiacus (ah-kar-di'ak-us) [L.]. An acardiac monster-fetus.

Acariasis (ak-ar-i'as-is). [See *Acarus.*] Any disease, as mange or itch, caused by mites.

Acaricide (ak-ar'is-īd) [L. *ac'arus* mite + *cæ'dere* to slay]. 1. Destructive to acari. 2. An agent that destroys mites.

Acarid, Acaridan (ak'ar-id, ak-ar'id-an). [See *Acarus.*] Any mite, or tick, of the family Acaridæ, or order Acarida.

Acarinosis (ak-ar-in-o'sis). [See *Acarus.*] Any disease caused by acari.

Acarodermatitis (ak''ar-o-der-mat-i'tis) [*Acarus* + *Dermatitis*]. Any skin-inflammation caused by acari.

Acaroid resin. See *Resin.*

Acarophobia (ak-ar-o-fo'be-ah) [Gr. ἄκαρι mite + φόβος fear]. Insane fear of the itch, or imaginary affection with that disease.

Acarus (ak'ar-us), pl. *ac'ari* [L.; Gr. ἄκαρι a mite]. 1. A genus of small insect-like animals, often ectoparasitic, and called mites. They cause itch, mange, and other skin-diseases. 2. Any organism or species of the genus. **A. folliculo'rum.** See *Demodex.* **A. scabi'ei.** See *Sarcoptes.*

Acataleptic (ah-kat-al-ep'tik). 1. Mentally deficient. 2. Doubtful or uncertain.

Acatamathesia (ah-kat-am-ath-e'ze-ah) [Gr. α priv. + καταμάθησις understanding]. Loss or impairment of the power to understand speech; also impairment of any one of the perceptive faculties due to a central lesion.

Acataphasia (ah-kat-af-a'ze-ah) [Gr. α neg. + κατάφασις orderly utterance]. Inability to express one's thoughts in a connected manner, due to a central lesion.

Acathectic (ak-ath-ek'tik) [Gr. α. neg. + κάθεξις a retention]. Characterized by failure of the normal retention of the secretions.

Acatisia (ah-kat-is'e-ah). See *Akathisia.*

Acaudal, Acaudate (ah-kaw'dal, ah-kaw'dāt) [Gr. α priv. + L. *cau'da* tail]. Having no tail.

ACC. An abbreviation for anodal closure contraction.

Accelerans (ak-sel'er-anz) [L. "hastening"]. See *Nerves, Table of.*

Acceleration (ak-sel-er-a'shun) [L. *accelera'tio*, from *ad* to + *ce'ler* swift]. A quickening, as of the pulse-rate or respiration.

Accelerator (ak-sel'er-a-tor) [L. "hastener"]. Any nerve or muscle which hastens the performance of a function. **A. uri'næ.** See *Muscles, Table of.*

Accentuation (ak-sen-tchu-a'shun) [L. *accen'tus* accent]. Increased loudness or distinctness.

Accessiflexor (ak-ses'if-lek-sor). Any accessory flexor muscle.

Accessorius (ak-ses-o're-us) [L. "supplementary"]. See *Muscles, Table of.* **A. Willis'ii**, the spinal accessory nerve.

Accessory (ak-ses'or-e) [L. *accesso'rius*]. Supplementary or affording aid to another similar and generally more important organ.

Accipiter (ak-sip'it-er) [L. "hawk"]. A facial bandage with tails like the talons of a hawk.

Acclimatation, Acclimation, Acclimatization (ak-li-mat-a'shun, ak-li-ma'shun, ak-li-mat-iz-a'shun). The process of becoming accustomed to a new climate, soil, and conditions.

Accommodation (ak-om-o-da'shun) [L. *accommoda're* to fit to]. Adjustment; especially that of the eye for various distances. **Absolute a.**, the a. of either eye separately. **Histologic a.**, a group of changes in the morphology and function of cells following changed conditions. **Negative a.**, adjustment of the eye for long distances by relaxation. **Positive a.**, adjustment of the eye for short distances by contraction.

Accommodative (ak-om'o-da-tiv). Pertaining to, of the nature of, or affecting accommodation.

Accouchement (ah-koosh-maw') [Fr.]. Delivery in childbed; confinement. **A. forcé** (ah-koosh-maw for-sa') [Fr.]. Forcible delivery with the hand or by instruments.

Accoucheur (ah-koosh-er') [Fr.]. One skilled in midwifery; an obstetrician.

Accoucheuse (ah-koosh-ez') [Fr.]. A midwife.

Accrementition (ak-re-men-tish'un) [L. *ad* to + *cres'cere* to grow]. Growth or increase by the addition of similar tissue.

Accretion (ak-re'shun) [L. *ad* to + *cres'cere* to grow]. 1. The addition of nutrient particles to a tissue. 2. The adherence of parts naturally separate. 3. A mass of foreign matter which has accumulated in a cavity.

Accumulator (ak-u'mu-la-tor) [L. "collector"]. An apparatus for collecting and storing electricity.

A. C. E. Mixture. An anesthetic mixture of 1 part of alcohol, 2 of chloroform, and 3 of ether.

Acentric (ah-sen'trik) [Gr. ἄκεντρος not centric]. Not originating in a nerve-center; peripheric.

Acephalia, Acephalism, Acephaly (ah-sef-a'le-ah, ah-sef'al-ism, ah-sef'al-e) [Gr. α neg. + κεφαλή head]. Absence of the head.

Acephalobrachia (ah-sef''al-o-bra'ke-ah) [Gr. α neg. + κεφαλή head + βραχίων arm]. Congenital absence of the head and arms.

Acephalobrachius (ah-sef''al-o-bra'ke-us). A monster or teratism with neither head nor arms.

Acephalocardia (ah-sef''al-o-kar'de-ah) [Gr. α priv. + κεφαλή head + καρδία heart]. Absence of the head and heart.

Acephalocardius (ah-sef''al-o-kar'de-us). A monster or teratism with neither head nor heart.

Acephalochiria (ah-sef''al-o-ki're-ah) [Gr. α neg. + κεφαλή head + χείρ hand]. Absence of the head and hands.

Acephalochirus (ah-sef''al-o-ki'rus). A monster-fetus or teratism with neither head nor hands.

Acephalocyst (ah-sef'al-o-sist) [Gr. α neg. + κεφαλή head + κύστις cyst]. A headless bag-like hydatid filled with a liquid, it being one of the stages of the existence of a sterile cestoid worm.

Acephalocystis racemosa (ah-sef''al-o-sis'tis ra-se-mo'sah). A hydatid mole of the uterus.

Acephalogaster (ah-sef''al-o-gas'ter) [Gr. α priv. + κεφαλή head + γαστήρ belly]. A fetus that lacks the head, chest, and upper part of the abdomen.

Acephalopodia (ah-sef''al-o-po'de-ah) [Gr. α priv. + κεφαλή head + πούς foot]. Absence of the head and feet.

Acephalopodius (ah-sef''al-o-po'de-us). A teratic fetus with neither head nor feet.

Acephalorrhachia (ah-sef''al-o-ra'ke-ah) [Gr. α priv. + κεφαλή head + ῥάχις spine]. Absence of the head and spinal column.

Acephalostomia (ah-sef''al-o-sto'me-ah) [Gr. α priv. + κεφαλή head + στόμα mouth]. A form of monstrosity characterized by absence of the head, and a kind of mouth on the superior aspect.

Acephalostomus (ah-sef-al-os'to-mus). A monster-fetus characterized by acephalostomia.

Acephalothoracia (ah-sef''al-o-tho-ra'se-ah) [Gr. α priv. + κεφαλή head + θώραξ thorax]. Absence of the head and chest.

Acephalothorus (ah-sef''al-o-tho'rus). A monster-fetus with neither head nor thorax.

Acephalous (ah-sef'al-us). Without a head.

Acephalus (ah-sef'al-us), pl. *aceph'ali* [Gr. α without + κεφαλή head]. A headless monster or teratism.

Aceratosis (ah-ser-at-o'sis) [Gr. α without + κέρας horn]. Deficiency of the horny tissue.

Acerdol (as'er-dol). A compound, MnO_2K_2KOH, used as a disinfectant.

Acervuline (as-er'vu-lin) [L. *acer'vulus* heap]. Aggregated, like certain glands.

Acervuloma (as-er-vu-lo'mah) [L. *acer'vulus* sand + Gr. ωμα tumor]. Same as *Psammoma*.

Acervulus (as-er'vu-lus) [L. dim. of *acer'vus* a heap]. Brain-sand; or, more exactly, the mass of sabulous matter which lies near the pineal body. Called also *Acervulus cerebri*.

Acescence (as-es'ens) [L. *aces'cere* to become sour]. 1. Sourness. 2. The process of becoming sour.

Acestoma (as-es-to'mah) [Gr. ἀκεστός healed + -ωμα tumor]. A mass of granulations.

Acetabular (as-et-ab'u-lar). Pertaining to the acetabulum.

Acetabulum (as-et-ab'u-lum) [L. "vinegar-cruet," from *ace'tum* vinegar]. The rounded cavity in the innominate bone which receives the head of the femur. Called also *Cotyloid cavity*.

Acetal (as'et-al). Diethylacetal; a colorless liquid, $C_6H_{14}O_2$, formed by the incomplete oxidation of alcohol under the action of platinum black. It is hypnotic. Dose, 1–3 dr. (4–12 gm.).

Acetaldehyd (as-et-al'de-hid). Ordinary aldehyd. See *Aldehyd*.

Acetamid (as-et-am'id). A white crystalline substance, C_2H_5NO.

Acetamido-antipyrin (as-et-am''id-o-an-te-pi'rin). A yellow crystalline compound, said to be a useful antipyretic in the same dose as antipyrin.

Acetaminol (as-et-am'in-ol). A white crystalline substance, $C_{16}H_{23}NO_4$, used in the treatment of pulmonary tuberculosis.

Acetanilid (as-et-an'il-id) [*Acetic* + *Anilin*]. A white crystalline sublimable solid, C_8H_9NO, produced by combining glacial acetic acid with anilin. It is analgesic and antipyretic, and is used in neuralgia and rheumatism. Dose, 2–10 gr. (0.133–0.666 gm.). Called also *Antifebrin*. **Ammoniated a.**, a mixture of acetanilid, ammonium carbonate, sodium bicarbonate, and sugar of milk. **Monobromated a.** See *Antisepsin*.

Acetarct (as'et-arkt). An extract made with acetic acid instead of alcohol as a menstruum.

Acetate (as'et-āt). Any salt of acetic acid.

Acetbromanalid (as-et-bro-man'al-id). Same as *Antisepsin*.

Acetic (as-e'tik). Pertaining to vinegar or its acid.

Acetin (as'et-in). A glyceryl acetate, $C_3H_5(C_2H_3O_2)_3$; also, any member of the series to which it belongs.

Acetol (as'et-ol). A proprietary toothache remedy.

Acetolase (as-et'o-lās). A ferment which converts alcohol into acetic acid.

Acetoluid, Acet-toluid (as-et-ol'u-id). An antipyretic, $C_9H_{11}NO$, resembling acetanilid.

Acetometer (as-et-om'et-er) [L. *ace'tum* vinegar + *met'rum* measure]. An instrument for determining the percentage of acetic acid in solution.

Acetonasthma (as-e-ton-as'mah). Asthma accompanied with acetonuria and probably due to it, and marked by headache, vomiting, restlessness, and amaurosis.

Acetone (as'et-ōn) [*Acetic* + *Ketone*]. 1. Dimethyl ketone, C_3H_6O, a colorless liquid found in pyro-acetic acid and in naphtha. It is acrid and inflammable, and is used as an anesthetic and anthelmintic. Dose, 15–20 min. (0.92–1.23 c.c). 2. Any member of the series to which the normal or typical acetone belongs.

Acetonemia (as-et-o-ne'me-ah) [*Acetone* + Gr. αἷμα blood]. The presence of acetone in the blood.

Acetonglycosuria (as''et-ōn-gli-ko-su're-ah'). Glycosuria following acetone-poisoning.

Acetonitrate (as''et-o-ni'trāt). A compound of a base with acetic and nitric acids.

Acetonitril (as-et-o-ni'tril). Methyl cyanid, CH_3CN, a colorless liquid.

Acetonoresorcin (as-et-o''no-re-sor'sin). A crystalline substance containing two molecules of resorcin and one of acetone.

Acetonuria (as-et-o-nu're-ah) [*Acetone* + *Urine*]. Excess of acetone in the urine. It occurs in diabetes, fever, carcinoma, and digestive disorders.

Acetophenetidin (as''et-o-fen-et'id-in). See *Phenacetin*.

Acetophenone (as-et-o-fe'nōn). Hypnone, $C_6H_5(CO)(CH_3) = C_8H_8O$, a pungent fluid, sometimes used as a hypnotic and an antiseptic. Dose, 3–10 gr. (0.194–0.648 gm.).

Acetophenone-ortho-oxyquinolin (as-et-o-fe''nōn-or-tho-ox-e-kwin'o-lin). A hypnotic and antineuralgic compound, $C_2H_6NO.CH_2.CO.= C_6H_5$.

Acetophenonephenetidin (as-et-o-fe''nōn-fen-et'id-in). Same as *Malarin*.

Acetopyrin (as-et-o-pi'rin). A white crystalline compound of antipyrin and acetosalicylic acid: used in rheumatism and neuralgia. Dose, 5–10 gr. (0.333–0.65 gm.).

Acetorthotoluid (as-et-or-tho-tol'u-id). A colorless crystalline compound, $C_6H_4(CH_3)NHCOCH_3$, used as an antipyretic, like acetanilid. Dose, 2–5 gr. (0.1–0.3 gm.).

Acetosoluble (as-et-o-sol'u-bl). Soluble in acetic acid.

Acetous (as-e'tus) [L. *aceto'sus*]. Pertaining to, producing, or resembling vinegar.

Acetozone (as-et-o'zōn). Benzoyl-acetyl-peroxid, a crystalline compound soluble in alcohol, oils, and ether. It is used as an external and internal germicide and antiseptic, and as a dusting-powder and ointment. Dose, 3–5 gr. (0.2–0.33 gm.).

Acetparatoluid (as''et-par-at-ol'u-id). A colorless crystalline compound, $C_6H_4(CH_3)NH.COCH_3$, used as an antipyretic. Dose, 15–30 gr. (1–2 gm.).

Acetphenetidin (as-et-fe-net'id-in). See *Phenacetin*.

Acet-theocin-sodium (as-et-the-o-sin-so'de-um). A proprietary diuretic used in dropsy. Dose 5–7 gr. (0.33–0.5 gm.).

Acettoluid (as-et-ol'u-id). See *Acetoluid*.

Acetum (as-e'tum), pl. *ace'ta* [L.]. 1. Vinegar. 2. A medicinal solution of a drug in vinegar. **A. aromat'icum**, aromatic vinegar (N. F.); an aromatized preparation of dilute acetic acid and alcohol. **A. canthar'idis**, vinegar of cantharides: a rubefacient and vesicant for external use. **A. ipecacuanhæ**, vinegar of ipecacuanha. Dose, 10–30 min. (0.666–2 c.c.). **A. lobe'liæ**, vinegar of lobelia. Dose, 5–30 min. (0.333–2 c.c.). **A. o'pii**, vinegar of opium: soporific and anodyne. Dose, 5–20 min. (0.333–1.333 c.c.). **A. sanguina'riæ**, vinegar of blood-root. Dose, 10–30 min. (0.666–2 c.c.). **A. scil'læ**, vinegar of squill (q. v.). Dose, 10–30 min. (0.666–2 c.c.).

Acetyl (as'et-il) [*Acetic* + Gr. ὕλη matter]. A radical, C_2H_3O, supposed to exist in acetic acid. **A. chlorid**, a colorless liquid, C_2H_3OCl, used as a reagent. **A. peroxid**, a thick liquid, $(C_2H_3O)_2O_2$, a powerful oxidizing agent.

Acetylene (as-et'il-ēn). A colorless inflammable gas, C_2H_2, of a dtsagreeable odor, formed by the incomplete combustion of coal-gas. It has been used in the treatment of cancer.

Acetylphenylhydrazin (as''et-il-fen-il-hi-dra'zin). See *Pyrodin*.

Acetyltannin (as-et-il-tan'in). See *Tannigen*.

Acetylthymol (as-et-il-thi'mol). Thymol acetate, $C_{12}H_{16}O_2$, a colorless liquid, used as an antiseptic.

Ache (āk). A continuous, fixed pain.

Acheilia (ah-ki'le-ah) [Gr. α without + χεῖλος lip]. Congenital absence of one or both lips.

Acheilous (ah-ki'lus). Having no lips.

Acheiria (ah-ki're-ah) [Gr. α priv. + χείρ hand]. Congenital absence of one or both hands.

Acheirus (ah-ki'rus) [L.]. A fetus or person born without hands.

Achillea (ak-il-e'ah) [L.; Gr. ἀχίλλεια]. A genus of composite-flowered plants. *A. millefo'lium*, milfoil, or yarrow, is a good bitter and stimulant tonic. Dose of the extractive, 1–3 dr. (4–12 gm.); of the volatile oil, 5–15 min. (0.333–1 c.c.).

Achillein (ak-il-e'in). A glucosid, $C_{20}H_{38}N_2O_{15}$, from yarrow (*Achillea*): antiperiodic. Dose, 16–60 gr. (0.25–4 gm.).

Achilles tendon (ak-il'ēz). See under *Tendon*.

Achillobursitis (ak-il''o-ber-si'tis). Inflammation and thickening of the bursæ about the Achilles tendon, especially of the bursa in front of it.

Achillodynia (ak-il-o-din'e-ah) [*Achilles* tendon + Gr. ὀδύνη pain]. Pain in the Achilles tendon.

Achillorrhaphy (ak-il-or'af-e) [*Achilles* tendon + Gr. ῥαφή suture]. The operation of suturing the Achilles tendon.

Achillotomy, Achillotenotomy (ak-il-ot'o-me, ak-il''o-ten-ot'o-me) [Gr. Ἀχιλλεύς Achilles + τένων tendon + τομή cut]. Surgical division of the Achilles tendon. **Plastic a.**, elongation of the Achilles tendon by plastic operation.

Achlorhydria (ah-klor-hid're-ah) [Gr. α neg. + *Chlorhydric*]. Absence of hydrochloric acid from the gastric secretions.

Achloropsia (ah-klo-rop'se-ah) [Gr. α neg. + χλωρός green + ὄψις vision]. Inability to distinguish green tints.

Acholia (ah-ko'le-ah) [Gr. α priv. + χολή bile]. Lack or absence of the secretion of bile.

Acholuria (ak-o-lu're-ah) [Gr. α priv. + χολή bile + οὖρον urine]. Absence of bile-pigment from the urine.

Achondroplasia, Achondroplasty (ah-kon-dro-pla'se-ah, ah-kon'dro-plas-te) [Gr. α priv. + χόνδρος cartilage + πλάσσειν to form]. Defect in the formation of cartilage at the epiphyses of the long bones: sometimes seen in rickets. It is also called *Chondrodystrophia fœtalis* and *Fetal rickets*.

Achoresis (ak-o-re'sis) [Gr. α priv. + χωρεῖν to make room]. Diminution of the capacity of a hollow organ.

Achorion (ak-o're-on) [L. dim. of Gr. ἄχωρ dandruff]. A genus of parasitic skin-fungi. *A. keratoph'agus* causes onychomycosis, *A. Leber'tii* produces tinea tonsurans, and *A. Schönlei'nii* produces favus.

Achroacytosis (ah-kro-as-it-o'sis) [Gr. α priv. + χρόα color + κύτος cell]. Excessive development of the colorless or lymph-cells, as in Mikulicz's disease (q. v.).

Achroiocythemia (ah-kroi''o-si-the'me-ah) [Gr. ἄχροιος colorless + κύτος cell + αἷμα blood]. Deficiency or lack of hemoglobin in the red blood-corpuscles.

Achroin (ak-ro'in). A proprietary urinary antiseptic. Dose, 4 gr. (0.26 gm.).

Achroma (ah-kro'mah) [Gr. α priv. + χρῶμα color]. Absence of color or of normal pigmentation.

Achromacyte (ah-kro'mas-it) [Gr. ἄχρωμος colorless + κύτος cell]. A decolorized red blood-corpuscle.

Achromasia (ah-kro-ma'se-ah) [Gr. ἄχρωμος colorless]. Lack of normal pigmentation of the skin.

Achromatic (ah-kro-mat'ik) [Gr. α priv. + χρωματικός pertaining to color]. 1. Producing no discoloration. 2. Containing achromatin. 3. Color-blind.

Achromatin (ah-kro'mat-in) [Gr. α priv. + χρῶμα color]. The faintly staining groundwork of the cell-nucleus.

Achromatism (ah-kro'mat-izm). The absence or correction of chromatic aberration; the condition of being achromatic.

Achromatolysis (ah-kro-mat-ol'is-is) [*Achromatin* + Gr. λύσις dissolution]. Disorganization of the achromatin of a cell. Called also *Plasmolysis*.

Achromatophil (ah-kro-mat'o-fil) [Gr. α priv. + χρῶμα color + φιλεῖν to love]. 1. Having no affinity for stains. 2. An organism or the tissue element that does not stain easily.

Achromatopsia (ah-kro-mat-op'se-ah) [Gr. α priv. + χρῶμα color + ὄψις eyesight]. Total color-blindness.

Achromatosis (ah-kro-mat-o'sis) [Gr. α priv. + χρῶμα color]. Deficiency of pigmentation in the tissues.

Achromaturia (ah-kro-mat-u're-ah) [Gr. α priv. + χρῶμα color + οὖρον urine]. A colorless state of the urine.

Achromia (ah-kro'me-ah) [Gr. ἄχρωμος colorless]. 1. Same as *Achroma*. 2. Same as *Achromatosis*.

Achromic (ah-kro'mik). Characterized by absence or the disappearance of color.

Achromoderma, Achromodermia (ah-kro-mo-der'mah, ah-kro-mo-der'me-ah) [Gr. ἄχρωμος colorless + δέρμα skin]. A colorless state of the skin; leukoderma.

Achromophil, Achromophilous (ah-kro'mof-il, ah-kro-mof'il-us) [Gr. α negative + χρῶμα color + φιλεῖν to love]. Not chromophilous.

Achromotrichia (ah-kro-mo-trik'e-ah) [Gr. ἄχρωμος without color + θρίξ hair]. Lack of pigment in the hair.

Achroodextrin (ah-kro-o-dek'strin) [Gr. ἄχροος uncolored + *Dextrin*]. A kind of dextrin not colored by iodin, and not changed into sugar by the action of digestive ferments.

Achylia, Achylosis (ah-ki'le-ah, ah-kil-o'sis) [Gr. α priv. + χυλός chyle]. Absence of the chyle. **A. gas'trica**, absence of the ferments of the gastric juice.

Achylous (ah-ki'lus) [Gr. ἄχυλος juiceless]. Deficient in chyle.

Achymia, Achymosis (ah-ki'me-ah, ak-im-o'sis) [Gr. ἄχυμος juiceless]. Imperfect or insufficient formation of chyme.

Acicular (as-ik'u-lar) [L. *acicula'ris*]. Shaped like a needle or needle-point.

Acid (as'id). 1. [L. *a'cidus*, from *a'cere* to be sour.] Sour; having properties opposed to those of the alkalies. 2. [L. *a'cidum*.] Any compound of an electronegative element with one or more hydrogen-atoms that are replaceable by electropositive atoms. The physical properties of acids are a sour taste, the power of turning litmus-paper red, and the ability to neutralize alkalies. Acids are distinguished as *binary* or *hydracids*, and *ternary* or *oxyacids*: the former contain no oxygen; in the latter the hydrogen is united to the electronegative element by oxygen. The hydracids are distinguished by the prefix *hydro-*. The names of acids end in "ic," except in the case where there are two degrees of oxygenation,

when the acid containing the greater amount of oxygen has the termination *-ic*, the one having the lesser amount the termination *-ous*. Acids ending in *-ic* form salts with the termination *-ate;* those ending in *-ous* form salts ending in *-ite*. The salts of hydracids end in *-id*. Acids are called *monobasic*, *dibasic*, *tribasic*, and *tetrabasic*, according as they contain one, two, three, or four replaceable hydrogen-atoms. **Abietic a., Abietinic a.**, a crystalline substance, $C_{20}H_{30}O_2$, or possibly $C_{44}H_{64}O_5$, forming a large part of rosin. **Abric a.**, a crystalline acid, $C_{12}H_{24}N_3O$, from jequirity. **Aceric a.**, an acid from the juice of *A'cer Campes'tre*, the European maple. **Acetamido-ethyl-salicylic a.** Same as *Benzacetin*. **Acetic a.**, a colorless crystalline acid, $C_2H_4O_2$; also called *glacial acetic a.*, the acid of vinegar. It is very poisonous, and acts as a caustic when applied to warts, hypertrophied tissue, etc. Four forms are recognized: the *ordinary*, the *dilute*, the *stronger*, and the *glacial*. **Acetic a., dilute,** an aqueous solution containing 6 per cent. of the pure acid. Dose, 60–90 min. (4–6 c.c.) in water. **Acetic a., glacial,** a crystalline form of acetic acid: vesicant and escharotic. **Aceto-acetic a.** Same as *Diacetic a.* **Acetyl-propionic a.** See *Levulinic a.* **Acetyl-salicylic a.** See *Aspirin*. **Aconitic a.**, a crystalline acid, $C_6H_6O_6$, from aconite and other plants. **Acrylic a.**, any one of a group of organic acids having the formula $C_nH_{2n-2}O_2$, and found in animal and vegetable tissues. **Adenylic a.**, an acid containing adenin, derived from the thymus. **Adipic a.**, a crystalline acid, $C_6H_{10}O_4$, formed by oxidizing fats with nitric acid. **Agaric a., Agaricic a.**, a resinous acid, $C_{16}H_{30}O_5 + H_2O$, from the fungus *Polyp'orus officina'lis*, or white agaric. It is a white, tasteless powder, useful in night-sweats. Dose, $\frac{1}{3}$–$1\frac{1}{2}$ gr. (0.02–0.1 gm.). **Ailantic a.**, a bitter acid from *Ailantus excelsa:* tonic. **Alantic a.**, an acid, $C_{15}H_{22}O_3$, from *In'ula hele'nium*. **Albuminic a., ferrated,** a therapeutic preparation of swine-livers in a light brown powder; also an artificial product of iron and albumin, very similar to the above. **Aldepalmatic a.**, an acid, $C_{16}H_{30}O_2$, from cow's butter. **Alginic a.**, an organic acid from various species of algæ; the alginate of iron is said to be valuable. **Alloxanic a.**, a crystalline acid, $C_4H_4N_2O_5$, obtainable from alloxan. **Aloitinic a.**, a yellow and nearly insoluble substance, $C_7H_2N_2O_5$, obtainable from aloes. **Alpha-oxynaphthoic a.**, a crystalline acid, $C_{11}H_8O_3$, antiseptic and deodorant, used in wound-dressing: probably poisonous if administered by the mouth. **Alphatolinic a.**, phenylacetic a. **Amalic a.**, a crystalline acid, $C_8(CH_3)_4N_4O_7$, formed by the reduction of dimethyl alloxan with hydrogen disulphid. **Amido-acetic a.** Same as *Glycocoll*. **Amidobenzoic a.**, an acid, $C_7H_7NO_2$, found in urine. **Amidocaproic a.** Same as *Leucin*. **Amido-ethyl-sulphonic a.** See *Taurin*. **Amidoformic a.** Same as *Carbamic a.* **Amidohydrocumaric a.** Same as *Tyrosin*. **Amido-isethionic a.** Same as *Taurin*. **Amido-oxyphenylpropionic a.** Same as *Tyrosin*. **Amidopropionic a.** Same as *Alanin*. **Amidosuccinic a.** Same as *Asparaginic a.* **Amidothiolactic a.** See *Cystein*. **Amidothiopropionic a.** See *Cystin*. **Amidovalerianic a.** Same as *Homopiperidinic a.* **Anacardic a.**, a crystalline principle from *Anacar'dium occidenta'le:* anthelmintic. **Angelic a.**, a crystalline substance, $C_5H_8O_2$, from angelica-root: useful in gout, rheumatism, and intermittent fever. Dose, 10–30 gr. (0.666–2 gm.). **Anilinparasulphonic a.** Same as *Sulphanilic a.* **Anisic a.**, a crystalline acid, $C_8H_8O_3$, from anise and fennel, forming anisates: it is antiseptic and antirheumatic. Dose, 5–10 gr. (0.333–0.666 gm.). **Anisidin-citric a.**, an analgesic agent. Dose, 8–15 gr. (0.5–1 gm.). **Anisuric a.**, an acid, $C_{10}H_{11}NO_2$, in leafy crystals, obtainable from urine after the ingestion of anisic acid. **Anthranilic a.**, a crystalline acid, $C_7H_7NO_2$, obtained by oxidizing indigo by boiling it with sodium hydroxid and magnesium dioxid. **Anticyclic a.**, a fragrant powdery acid: generally used as an antipyretic. Dose, $\frac{1}{100}$ gr. (0.00066 gm.). **Antimonic a.**, antimonium pentoxid; or, more correctly, antimonic hydrate, Sb_2O_5. **Antimonious a.** 1. Antimonic trioxid. See *Antimony oxid.* 2. More correctly, antimonious hydrate, $HSbO_2$. **Apocrenic a.**, an acid, $C_{48}H_{12}O_{24}$, from certain spring-waters and from the soil. **Aposorbic a.**, a crystalline acid, $C_5H_8O_7$, obtained by oxidizing sorbin with HNO_3. **Arabic a.** Same as *Arabin*. **Arabonic a.**, a compound, $C_5H_{10}O_6$, a tetra-oxyvaleric acid formed by the action of bromin water and arabinose. **Arachic a.**, a fatty acid, $C_{20}H_{40}O_2$, from the oil of the peanut, *Ar'achis hypogæ'a*. **Arachidic a.**, an acid, $C_{19}H_{39}COOH$, its glycerite is arachin. **Aristolochic a.**, a volatile acid obtainable from various species of *Aristolochia*. **Aromatic a.**, any one of a group of acids derivable from various balsams and resins. **Arsenic a., Orthoarsenic a.**, the acid H_3AsO_4, some of whose salts, called arsenates, are used as medicines. See *Metarsenic a.*, *Pyroarsenic a.* **Arsenous a.** 1. A monobasic acid, $HAsO_2$, forming arsenites. 2. Arsenic trioxid, or arsenous anhydrid. See *Arsenic trioxid.* **Aseptic a.**, an antiseptic mixture of boric acid, water, hydrogen peroxid, and salicylic acid. **Asparaginic a.**, a dibasic acid, $C_4H_7NO_4$, derivable from asparagin, and found in the body as one of the products of pancreatic digestion. **Aspartic a.** Same as *Asparaginic a.* **Atrolactinic a.**, a crystalline acid, $C_9H_{10}O_3$, from acetophenone. **Atropic a.**, a crystalline compound derived from atropin by heating with hydrochloric acid. **Auric a.** 1. The acid $Au(HO)_3$, forming salts called aurates. 2. Less correctly, gold peroxid, Au_2O_2, or auric anhydrid. **Avivitellinic a.** (L. *a'vis* bird + *vitel'lus*). A paranuclein found in ovivitellin. **Axinic a.**, an acid, $C_{18}H_{28}O_2$, from axin. **Barbaturic a.**, a crystalline substance, $C_4H_4N_2O_3$; malonylurea. **Benzene-sulphonic a.**, a soluble crystalline substance, $C_6H_5SO_3H$. **Benzoboric a.**, a compound used as an antizymotic. **Benzoic a.** (L. *acidum benzoicum*), a white crystalline acid, $C_7H_6O_2$, from benzoin and other resins and from coal-tar. It is soothing, antiseptic, stimulant, and diuretic. It is used in cystitis, bronchitis, and as an internal and local antiseptic. Its salts are benzoates. Dose, 5–15 gr. (0.333–1 gm.). **Benzylamido-acetic a.**, hippuric acid. **Beta-amidobutyric a.**, an agent which causes profound narcotism and symptoms resembling diabetic coma. **Beta-oxybutyric a.**, an acid derivable from diabetic urine. **Beta-phenyl-propionic a.**, a cinnamic-acid derivative in colorless crystals, $C_6H_5.CH_2.CH_2.COOH$: used in tuberculosis. Dose, in alcoholic solution (1 : 5), 10 min. (0.66 c.c.). **Bilianic a.**, an acid, $C_{24}H_{34}O_8$, formed by oxidizing dehydrocholalic acid. **Bilirubinic a.**, bilirubin. **Biliverdinic a.** 1. Biliverdin. 2. An acid, $C_8H_9NO_4$, formed by the oxidation of biliverdin. **Bioluric a.**, a compound derivable from uric acid. **Bismuthic a.**, the monobasic acid, $HBiO_3$. **Blattic a.**, an active diuretic, derivable from cockroaches. It does not affect the heart nor the arterial tension. **Boheic a.**, a principle found in tea. **Boracic a., Boric a.**, an acid, H_3BO_3, of which boron is the base. It is a white, crystalline powder, used as an antiseptic and detergent in ulcerations of the skin and mucous membrane; used for the most part in lotions and ointments. Dose, 5–15 gr. (0.333–1 gm.). **Borobenzoic a.,**

$COOH.COH_4B(OH_2)$, occurs in brilliant white needles. See *Parabenzoic a.* **Borocitric a.**, a white, crystalline combination of boric and citric acids, employed as a solvent for urates and phosphates. Dose, 5–15 gr. (0.3–0.9 gm.). **Borophenylic a.**, a white aromatic powder, $C_6H_5B(OH)_2$: antiseptic. **Borosalicylic a.**, a white powder, $BOH(OC_6H_4COOH)_2$, prepared by evaporating a mixture of aqueous solution of boric acid and alcoholic solution of salicylic acid. **Boswellinic a.**, a constituent, $C_{32}H_{52}O_4$, of olibanum. **Botulinic a.**, an acid found in putrid sausages, believed to consist of allantotoxicon mixed with other substances. **Brassic a.**, $C_{22}H_{42}O_2$, an isomer of erucic acid produced by treating erucic acid with nitric acid. **Brenzcatechin-sulphuric a.**, a compound, $C_6H_4(HO)_2.O.SO_2$, found in the urine after the administration of salicin, hydroquinon, etc. **Bursic a., Bursinic a.**, a pale yellow astringent agent derived from *Capsel'la bursa-pasto'ris*, used like ergotin. **Butyric a.**, a rancid sticky acid, $C_4H_8O_2=CH_3CH_2CH_2COOH$, a product of the putrefaction of proteid. It is found in butter, sweat, feces, and urine, and in traces in the spleen and in blood. **Cacodylic a.**, a crystalline acid, $(CH_3)_2AsOOH$, used in psoriasis; also internally in tuberculosis and chlorosis. **Caffeic a.**, a principle, $C_8H_8O_4$, found in coffee. **Caffeotannic a.**, a tannic acid from coffee. **Cahincic a.** See *Cahincin*. **Calumbic a.**, a yellow, bitter substance, $C_{21}H_{24}O_7$, from calumba. **Camphoglycuronic a.**, $C_{16}H_{24}O_8$, a combination of glycuronic acid and camphor found in the urine after the use of camphor. **Campholic a.**, a compound, $C_{10}H_{18}O_2$, formed by distilling camphor with alcoholic potash. **Camphoric a.**, a colorless, crystalline substance, $C_{10}H_{16}O_4$, from camphor: useful in the night-sweats of tuberculosis, in coryza, laryngitis, angina, and as an antiseptic in laryngeal ulcers. Dose, 10–30 gr. (0.666–2 gm.) **Camphoronic a.**, an antiseptic compound, $C_9H_{12}O_5$, in white needles. **Cantharidic a.**, a dibasic acid, $C_{10}H_{14}O_5$, formed by the combination of cantharidin with water. **Canthartic a.**, a crystalline acid, $C_{10}H_{12}O_4$, derivable from cantharidin. **Capric a.**, a crystalline fatty principle, $C_{10}H_{20}O_2$, from butter. **Caproic a.**, a fatty acid, $C_6H_{12}O_2$, forming caproates. **Caprylic a.**, a fatty acid, $C_8H_{16}O_2$, from butter: it forms caprylates. **Carbamic a.**, a monobasic acid, CH_3NO_2. **Carbazotic a.** Same as *Picric a.* **Carbolic a.**, a colorless, crystalline compound, C_6H_5OH or C_6H_6O; more correctly called *phenol;* obtained by the distillation of coal-tar. By the addition of 10 per cent. of water it is converted into a clear liquid with a peculiar odor and a burning taste. It unites with bases, forming salts called *carbolates*. Carbolic acid is a powerful antiseptic, disinfectant, and germicide, and is extremely poisonous. It is used in 3 per cent. solution as a dressing for wounds and ulcers; also in diphtheria, fetid bronchitis, etc., to check fermentation and decomposition. It is also employed as a disinfectant for surgical instruments, for the hands of the operator, and the field of operation, and for rooms, drains, etc. Internally it is given in typhoid fever, whooping-cough, and acid dyspepsia. The pure acid is caustic and locally anesthetic. Dose, 1–2 gr. (0.065–0.13 gm.); carbolic a. water is a 3 per cent. solution; the ointment contains 10 per cent.; the glycerite contains 1 part of acid to 4 parts of glycerol. **Carbonaphthoic a.**, an antiseptic crystalline acid, $C_{10}HC.OH.CO.OH$: called also *Oxynaphthoic acid*. **Carbonic a.** 1. An acidulous liquid, H_2CO_3, made by dissolving carbon dioxid in water; it forms carbonates. 2. An incorrect name for carbon dioxid, CO_2 (q. v.). **Carminic a.**, an acid, $C_{17}H_{18}O_{10}$, from carmin. **Carnaubic a.**, an acid from carnauba wax, and also from wool-fat. **Carnic a.**, a compound, $C_{10}H_{15}N_3O_5$, formed by the decomposition of carniferrin. It is found in the muscles in the form of phosphocarnic acid. **Carthamic a.**, a red stain, $C_{14}H_{16}O_7$, from safflower. **Caryophyllic a.** Same as *Eugenol*. **Catechuic a.** Same as *Catechin*. **Catechu-tannic a.**, a variety of tannic acid from catechu. **Cathartic a., Cathartinic a.**, a laxative principle from senna. Dose, 4–6 gr. (0.26–0.4 gm.). **Cerebric a.**, a compound derived from the brain-tissue and containing cerebrose. **Cerotic a.**, a fatty acid, $C_{27}H_{54}O_2$, from bees-wax and other waxes. **Cerotinic a.** See *Cerotic a.* **Cetraric a.** Same as *Cetrarin*. **Chelidonic a.**, a crystallizable acid, $C_7H_4O_6$, from *Chelido'nium ma'jus*. **Chelidoninic a.**, succinic acid. **Chenocholalic a.**, a compound, $C_{27}H_{44}O_4$, from the bile of the goose. **Chenotaurocholic a.**, a crystalline compound, $C_{29}H_{49}NSO_6$, occurring in the bile of geese. **Chitonic a.**, a compound, $C_6H_{12}O_7$, formed by the oxidation of glucosamin. **Chloracetic a.**, an acid in which the three hydrogen-atoms of acetic acid are wholly or partly replaced by chlorin: it occurs, therefore, in three forms, called respectively monochloracetic, dichloracetic, and trichloracetic. All are strongly caustic. **Chlorous a.**, a feebly acid compound, $HClO_2$, forming salts called chlorites. **Cholanic a.** 1. The product, $C_{20}H_{28}O_6$, of the oxidation of cholalic acid. 2. The product, $C_{24}H_{34}O_8$, of the oxidation of choleic acid. **Choleic a.**, a compound, $C_{24}H_{40}O_4$, occurring in bile. **Choleocamphoric a.**, a compound, $C_{16}H_{16}O_4$, formed by the oxidation of cholalic acid. **Cholic a., Cholalic a.**, one of the acids of the bile, $C_{24}H_{40}O_5$. **Cholodinic a.**, an acid, $C_{24}H_{38}O_4$, derived from cholic acid. **Choloidanic a.**, an acid, $C_{16}H_{24}O_7$, derived from cholic acid. **Cholonic a.**, an acid, $C_{26}H_{41}NO_5$, formed by dehydration of glycocholic acid. **Chondroitic a., Chondroitin-sulphuric a.**, a compound, $C_{18}H_{27}NSO_{17}$, found in cartilage and in the amyloid liver, and due to the composition of chondromucoid. **Chromic a.** 1. A dibasic acid, H_2CrO_4: its salts are called chromates. 2. Chromium trioxid, CrO_3: a crystalline body used as an escharotic for the removal of warty growths. **Chrysenic a.**, a crystalline compound, $C_{17}H_{12}O_3$. **Chrysophanic a.**, a yellow crystalline acid, $C_{15}H_{10}O_4$, from senna, rhubarb, certain lichens, etc., and from chrysarobin, whose therapeutic properties it shares. Dose, $\frac{1}{8}$–10 gr. (0.008–0.666 gm.). **Cinnamic a.**, a white crystalline acid, $C_9H_8O_2$, from cinnamon, storax, the balsams, and other aromatic resins: used outwardly and inwardly in tuberculosis. Hypodermic dose, 1–10 min. (0.066–0.666 gm.). **Citric a.**, a tribasic crystalline acid, $C_6H_8O_7$, from lemons, limes, etc. It forms citrates: is antiscorbutic, refrigerant, and diuretic. Dose, 10–30 gr. (0.666–2 gm.). **Cocatannic a.**, a compound found in the leaves of *Erythrox'ylon co'ca*. **Comanic a.**, an acid, $C_6H_4O_4$, derived from cheldonic acid. **Comenic a.**, a crystalline acid, $C_6H_4O_5$, obtained by heating meconic acid. **Copaibic a.**, an acid nearly identical with the resin of copaiba: it may be given in doses of 1–5 gr. (0.066–0.333 gm.). **Coumaric a.**, an acid, $C_9H_8O_3$, from coumarin, readily convertible into salicylic acid. **Coumarilic a.**, a crystalline acid, $C_9H_6O_3$, from coumarin. **Crenic a.**, an acid, $C_{24}H_{12}O_{16}$, from certain spring waters and from the soil. **Cresosulphuric a.**, a substance, $C_7H_7O.SO_2O_4$, found in small quantities in the urine. **Cresotic** or **Cresotinic a.**, an acid, $C_8H_8O_3$, occurring in three modified forms: its sodium salt is antipyretic. **Cresylic a.** See *Cresol*. **Croconic a.**, a yellow crystal-

line acid, $C_5H_2O_5$. **Crotonic a.**, a monobasic acid, $C_4H_6O_2$. **Crotonolic a.** Same as *Crotonol*. **Cubebic a.**, a strongly diuretic principle, $C_{13}H_{14}O_7$, from cubeb: purgative. **Cyanic a.**, an acid, CONH, stable at low temperatures: vesicant. **Cyanuric a.** Same as *Tricyanic a.* **Cynurenic a.**, oxychinolin carbonic acid, $C_9H_5N.OH:COOH$, found in dog's urine, being derived from proteid. **Damalic a.**, C_7H_8O, said to occur in urine. **Damaluric a.**, $C_7H_{12}O_2$, found in human urine and in that of cows. **Decoic a.** See *Capric a.* **Dehydrocholalic a.**, an acid, $C_{24}H_{34}O_5$, formed by the oxidation of cholalic acid. **Dehydrocholeic a.**, an acid, $C_{24}H_{34}O_4$, formed by the oxidation of choleic acid. **Delkacrylic a.**, a yellow acid, $C_{10}H_{18}O_2$, from cork. **Desoxalic a.**, a crystalline acid, $C_5H_6O_8$. **Desoxycholalic a.**, an acid, $C_{24}H_{40}O_4$, formed by the reduction of cholalic acid. **Dextrotartaric a.**, ordinary tartaric acid, which turns the plane of polarization to the right. **Diacetic a.**, an acid, $C_4H_6O_3$, sometimes occurring in the urine in diseased conditions and causing nephritis. **Dialuric a.**, tartronyl urea; a crystalline acid, $C_4H_4N_2O_4$, obtainable from alloxan. **Diamido-acetic a.**, an acid, $CH(NH_2)_2COOH$, formed by heating casein in sealed tubes with concentrated hydrochloric acid. **Diamidocaproic a.** Same as *Lysin*. **Diamidovaleric a.** See *Ornithin*. **Dibromgallic a.** Same as *Gallobromol*. **Dichloracetic a.**, $C_2H_2Cl_2O_2$, an acid formed from acetic acid by substitution. **Diethylbarbituric a.** Same as *Veronal*. **Digallic a.** Same as *Tannic a.* **Diiodosalicylic a.**, an antipyretic, antiseptic, and analgesic agent. Dose, 5–10 gr. (0.333–0.666 gm.). **Dioxyphenylacetic a.** See *Homogentisic a.* **Dithio-amidolactic a.** Same as *Cystein*. **Dithiochlorsalicylic a.**, a reddish-yellow powder, $S_2C_6H.Cl.OH.COOH$: antiseptic. **Dithio-diamido-ethylene-lactic a.** See *Cystein*. **Dithiosalicylic a.**, a preparation whose sodium salt is useful in rheumatism. **Dœglic a.**, an oleic acid, $C_{19}H_{36}O_2$, from dœgling oil: it is isomeric with jecoleic acid. **Durylic a.**, a crystalline compound, $C_{10}H_{12}O_2$. **Elaïdic a.**, a crystalline fatty acid, $C_{18}H_{34}O_2$, isomeric with oleic acid and formed by treating the latter with nitrous acid. **Ellagic a.**, an acid, $C_{14}H_6O_8$, occurring in Oriental bezoars and prepared from gallic acid. **Embelic a.**, a vermifuge compound, $C_9H_{14}O_2$, from *Embelia ribes*. **Emulsic a.**, an acid derived from the albumin of almonds. **Enanthylic a.**, a compound formed by the action of nitric acid on fatty substances. **Eosolic a.**, acetyl-creosoto-trisulphonic acid, whose salts are called eosolates. **Ergotic a.**, a principle contained in ergot. **Ergotinic a.**, an acid from ergot, not poisonous when given by the mouth, but toxic if injected through the skin. **Erucic a.**, a compound, $C_{22}H_{42}O_2$, which exists as a glycerid in oil of rape seed and of mustard. **Ethylene lactic a.** See under *Lactic a.* **Ethylidene lactic a.** See under *Lactic a.* **Ethylsulphonic a.**, an acid found in the urine after the administration of sulfonal. **Eugenic a.** Same as *Eugenol*. **Excretolic a.**, **Excretoleic a.**, a fatty acid separable from feces. **Fatty a.**, any monobasic acid producible by the oxidation of a primary alcohol, and having the general formula $C_nH_{2n}O_2$. **Fellic a.**, an acid, $C_{23}H_{40}O_4$, said to be obtainable from human bile. **Ferulic a.**, an acid, $C_{10}H_{10}O_4$, obtained from asafetida by precipitation with lead acetate. **Fibril a.**, an amorphous, colorless, horny compound dissolving in acidified alcohol contained in the neurofibrils. It stains an intense violet with toluidin blue. See *Nissl a.* **Filicic a.**, a tasteless, white, amorphous powder from male-fern. It is anthelmintic, but poisonous, and should be used with caution. Dose, 8 15 gr. (0.5–1 gm.). **Fluoric a.** See *Hydrofluoric a.* **Fluosilicic a.** 1. A fuming liquid, $2HF.SiF_4$, of considerable use in the arts. 2. Less correctly, the poisonous gas SiF_4, silicon fluorid. **Formic a.**, a colorless, pungent liquid, CH_2O_2, from nettles; derivable also from oxalic acid and glycerin: vesicant and counterirritant. **Frangulic a.**, a yellowish-brown crystalline substance, $C_{14}H_8O_4 + 1\frac{1}{2}\ H_2O$, from frangulin; aperient. **Fulminic a.**, an unstable acid, $C_2H_2H_2O_2$. Mercuric fulminate is used as an explosive. **Fumaric a.**, a dibasic acid, $C_4H_4O_4$. **Galactonic a.** Same as *Lactonic a.* **Gallic a.** (L. *acidum gallicum*), a crystalline acid, $C_7H_6O_5$, from nutgalls; obtainable also from tannic acid: astringent and disinfectant. Dose, 10–30 gr. (0.66–2 gm.). **Gallotannic a.**, ordinary tannin. **Gambogic a.**, a resin, $C_{20}H_{23}O_4$, obtainable in large quantities from gamboge. **Gentiotannic a.**, a variety of tannic acid, $C_{14}H_{10}O_5$, from gentian root. Same as *Gentianin*. **Gentisinic a.**, a poisonous agent,

$C_6H_3\begin{cases}OH\\OH\\COOH\end{cases}$

Gluconic a., a dextrorotary acid, $C_6H_{12}O_7$, obtained by the oxidation of dextrose, cane-sugar, dextrin, starch, and maltose. **Glutamic a.**, a crystalline body, $C_5H_9NO_4$, a product of the decomposition of proteids. **Glutaric a.**, a crystalline acid, $C_5H_8O_4$, found in decomposed pus; pyrotartaric acid. **Glycero-arsenic a.**, an acid, $AsO(OH)_2OC_3H_5(OH)_2$. Its salts are glycero-arsenates. **Glycero-phosphoric a.**, a pale yellow, oily liquid, $H_2PO_4.C_3H_5(OH)_2 + H_2O$, an acid, certain of whose salts are nerve-tonics, and are serviceable in phosphaturia. **Glycocholic a.**, a crystallizable acid, $C_{26}H_{43}NO_6$, found in bile. **Glycollic a.**, an acid, $C_2H_4O_3$, formed by treating oxalic acid with nascent hydrogen: called also *Oxyacetic a.* **Glycoluric a.**, a crystalline acid, $C_3H_6N_2O_3$, formed by heating urea with glycocoll: called also *Hydantoic a.* **Glycorunic a.**, an oxidation product of grape-sugar in the body. **Glycosuric a.**, an acid found in the urine in certain conditions. It causes the urine to turn black on exposure to the air. **Glycuronic a.**, a compound, $C_6H_{10}O_7$, or $CHO.(CH.OH)_4.CO.OH$, found in the urine after the ingestion of camphor, chloral, and chloroform and after division of the renal nerves. **Glycyrrhizic a.** Same as *Glycyrrhizin*. **Glyoxylic a.**, a crystalline acid, $C_2H_2O_3$, formed by oxidizing glycol, alcohol, and aldehyd. **Granatotannic a.**, the tannic acid, $C_{20}H_{16}O_{13}$, of pomegranate bark. It is a greenish yellow amorphous powder. **Guaiacol-carbonic a.**, a patented remedy, $C_6H_3(OH)(OCH_3)COOH + 2HO$, a white crystalline powder. This acid and its salts are antiseptic and antirheumatic. **Guaiacol-sulphonic a.** Same as *Guaiacyl*. **Guaiaconic a.**, an acid, $C_{19}H_{20}O_5$, from guaiacum. **Guaiaretic a.**, an acid, $C_{20}H_{26}O_4$, from guaiacum. **Guanylic a.**, the nucleic acid of the pancreas; it yields guanin on decomposition. **Gummic a.**, arabin. **Gurjunic a.**, a compound, $C_{22}H_{34}O_4$, from the resin of gurjun balsam. **Gymnemic a.**, an acid, $C_{32}H_{55}O_{12}$, from *Gymnema sylvestre*, a southern Asiatic shrub: placed in the mouth, it temporarily abolishes the sense of taste. **Gynocardic a.**, an oily acid, $C_{14}H_{24}O_2$, from the seeds of *Gynocardia odorata*: antisyphilitic and antirheumatic, sometimes used in liniments. Dose, ½–3 gr. (0.032–0.194 gm.). **Helvellic a.**, the active constituent of the fungus *Lorchel Helvella*. It is poisonous, producing symptoms similar to those induced by phallin. **Hemipinic a.**, an acid, $C_{10}H_{10}O_6$, obtained by oxidizing narcotin. **Hippuric a.**, a crystallizable acid, $C_9H_9NO_3$, from the urine of domestic animals; more rarely found in human urine. See *Hippurate*. **Hircic a.**, an acid with a peculiar odor, found in goat's milk. **Homogentisic a.**, an acid sometimes found in the urine, as in alkaptonuria, and thought to be a product of bacterial action upon tyrosin. Called also *Dioxyphenylacetic a.* and *Hydroquinone-acetic a.* **Homophthalmic a.**, a crystalline acid, $C_9H_8O_4$, formed by fusing gamboge with caustic potash. **Homopiperidinic a.**, a compound, $C_5H_{11}NO_2$ or $NH_2.CH_2.CH_2.CH_2.CH_2.CO.OH$, found in decomposing meat. It has both acid and basic properties. Called also *Amidovalerianic a.* **Humic a.**, an acid, $C_{40}H_{15}O_5$, from peat, soil, certain waters, etc. **Humulotannic a.**, the tannic acid of hops, $C_{50}H_{48}O_{26}$. **Hydantoic a.** See *Glycoluric a.* **Hydracrylic a.** See under *Lactic a.* **Hydrazoic a.** See *Triazoic a.* **Hydriodic a.** (L. *acidum hydriodicum*), a gaseous acid, HI. Its aqueous solution and its syrup are used as alteratives. Dose of syrup, ½–3 dr. (2–12 c.c.). **Hydrobromic a.**, a gaseous acid, HBr: its 10 per cent. aqueous solution (*acidum hydrobromicum dilutum*) is used like the bromids. Dose, 3–120 min. (0.19–7.4 c.c.). **Hydrocaffeic a.**, an acid, $C_9H_{10}O_4$, formed by treating caffeic acid with sodium amalgam. **Hydrochloric a.**, a colorless gas, HCl: its solution in 68 parts of water (*acidum hydrochloricum*, U. S. P.) is a digestant. The 10 per cent. solution (*acidum h. dilutum*) is exhibited in doses of 3–10 min. (0.2–0.666 c.c.). **Hydrocinnamic a.**, a balsamic cinnamic-acid derivative, $C_6H_5.CH_2CH_2COOH$, in white needles: used in tuberculosis. Dose, $\frac{5}{6}$–2½ gr. (0.05–0.15 gm.). Called also *Phenylpropionic a.* **Hydrocumaric a.**, an acid, $C_6H_4.OH.C_2H_4CO-OH$, sometimes found in the urine, and derived from proteid and tyrosin putrefaction. **Hydrocyanic a.**, a colorless liquid, HCN, extremely poisonous. Its 2 per cent. solution (*acidum hydrocyanicum dilutum*) is a valuable antispasmodic. Dose, 1–5 min. (0.066–0.333 c.c.). **Hydrofluoric a.**, a gaseous acid, HF, extremely poisonous. Its solution (1 part in 200 of water) is prescribed for goiter. Dose, 20–30 min. (1.25–2 c.c.). The gas, much diluted with air, has been used as an inhalant in phthisis. **Hydroparacumaric a.**, an acid which has been detected in the urine of dogs. **Hydroquinone-acetic a.** See. *Homogentisic a.* **Hydrosulphuric a.**, an offensive gas, H_2S, much used as a chemical reagent. For tuberculosis, the gas has been prescribed as a rectal injection and for inhalation. **Hydroxybutyric a.**, a monobasic acid, $C_4H_8O_3$, derived from the urine of various diseases, either as a crystalline solid or as a syrup. **Hydrozosophalic a.**, a toxic agent obtainable from artificial salicylic acid. **Hydrurilic a.**, a crystalline acid, $C_8H_6N_4O_6$. **Hyoglycocholic a.**, an acid, $C_{27}H_{43}NO_5$, occurring in the bile of pigs. **Hyotaurocholic a.**, an acid, $C_{26}H_{45}NSO_6$, occurring in pigs' bile in the form of its sodium salt. **Hypobromous a.**, the acid, HBrO, forming hypobromites, which are used in testing for urea. **Hypochlorous a.**, the compound HClO, a disinfectant and bleaching agent. Its salts (hypochlorites) are somewhat in use as medicinal agents. **Hypogeic a.**, a fatty acid, $C_{16}H_{30}O_2$, found in the oil of the peanut, *Arachis hypogæa*. **Hyponitrous a.**, a monobasic acid, HNO. **Hypophosphorous a.**, the acid, H_3PO_2, forming hypophosphites. **Hypophosphorous a., dilute**, a 10 per cent solution of the acid in water: used like the hypophosphites. Dose, 10–30 min. (0.666–2 c.c.). **Hyposulphurous a.**, thiosulphuric acid. **Hypoxanthylic a.**, any nucleic acid containing hypoxanthin. **Ichthulinic a.**, an acid derived from ichthulin by treating the latter with alkalies. **Ichthyol-sulphonic a.**; an ichthyol derivative, which, with its salts, is serviceable in skin-diseases and in gynecology. Its ammonium salt is commonly prescribed as *ichthyol* (q. v.). **Igasuric a.**, an acid found in St. Ignatius bean. **Indolacetic a.**, a compound occurring in the urine in minute quantities in pathological conditions of the digestive tract. **Indoxylic a.**, an acid, $C_9H_7NO_3$, formed by fusing ethyl ester with caustic soda. **Indoxylsulphonic a.**, an acid from the indican of the urine. See *Indican*, 2d def. **Inosinic a.**, a compound, $C_{10}H_{14}N_4O_{11}$, found in muscle in small amounts. **Iodic a.**, a monobasic acid, HIO_3; its dilute solutions are alterative: used hypodermically. **Iodo-oxyquinolin-sulphonic a.** Same as *Loretin*. **Iodosalicylic a.**, an antipyretic, analgesic, and antiseptic substance. Dose, 5–10 gr. (0.333–0.666 gm.). **Iodosobenzoic a.**, an antiseptic agent, $C_6H_4.OI.COOH_2$, used like iodoform. **Isanic a.**, a crystalline acid, $C_{14}H_{20}O_2$, from isano oil: a violent purgative. **Isethionic a.**, sulphurous acid in which an atom of H is replaced by oxyethylene. **Isobilianic a.**, an acid, $C_{24}H_{34}O_8$, derived along with bilianic acid by the oxidation of dehydrocholalic acid. **Isobutylamidoacetic a.** Same as *Leucin*. **Isobutyric a.**, an acid, $(CH_3)_2:CH.COOH$, a product of putrefaction of proteid found in the urine. **Isopentoic a.** See *Isovalerianic a.* **Isosaccharic a.**, a crystalline acid, $C_6H_{10}O_8$. **Isosulphocyanic a.**, **Isothiocyanic a.**, an acid, NH.C.S, whose salts are isosulphocyanates or isothiocyanates. **Isovalerianic a.**, an acid, $(CH_3)_2CHCH_2COOH$, of unpleasant odor, found in cheese, in the sweat of the feet, in the urine of smallpox, in typhus, and in acute yellow atrophy of the liver. Called also *Isopentoic a.* **Jervic a.**, an acid, $C_{14}H_{10}O_{12}.2H_2O$, from *Veratrum album*. **Kephalophosphoric a.**, a peculiar modification of phosphoric acid, said to be derivable from the brain-substance. **Kinic a.**, an active principle of cinchona bark, $C_6H_7(OH_4)CO_2H$: useful in gout and rheumatism. **Kinotannic a.**, the tannic acid of kino. **Krameric a.** See *Ratanhiatannic a.* **Lactic a.**, a diatomic monobasic acid, $C_3H_6O_3$, occurring in four isomeric forms. Ordinary lactic a. (*Ethylidene lactic a.*, *Fermentation lactic a.*) is a syrupy liquid, $CH_3.CH(OH)-CO.OH$, produced in the fermentation of milk. It is used in diabetes, in indigestion, as a solvent of membrane in diphtheria, and as a local application for tuberculous ulcers. Dose, 15–30 gr. (1–2 gm.). Dextrorotary lactic a. (*Sarcolactic a.*, *paralactic a.*) occurs in the urine and blood after muscular exertion, and in the urine in poisoning by phosphorus and after removal of the liver. *Optically inactive lactic a.* occurs in the muscles and the brain. *Ethylene lactic a.*, $CH_2(OH).CH_2.CO.OH$, is not found in the body. One variety of the latter is known as *Hydroacrylic a.* **Lactonic a.**, a crystallizable acid, $C_6H_{12}O_7$, derived from milk-sugar, gum arabic, and galactose. **Lactucic a.**, a bitter principle from lactucarium. **Larixinic a.**, a crystallizable acid, $C_{10}-H_{20}O_5$, from the bark of the European larch: called also *Larixin*. **Lauric a.**, **Laurostearic a.**, a compound, $C_{12}H_{24}O_2$, from oil of laurel and other oils. **Leuconic a.**, a crystalline acid, $C_5O_5 + {}_4H_2O$, obtained by oxidizing croconic acid. **Levotartaric a.**, a form of tartaric acid which turns the plane of polarization to the left. **Levulinic a.**, an acid, $CH_3COCH_2CH_2COOH$, or β-acetyl-propionic acid, from the nucleic acid of the thymus gland. It occurs in the form of hygroscopic scales. **Lignulmic a.**, a dark-brown crystalline acid, $C_{54}H_{28}O_6$: closely allied to ulmic acid. **Linoleic a.**, a fatty acid, $C_{16}H_{28}O_4$, from linseed oil. **Lithobilic a.**, an acid derivable from various bile-products. **Lithofellic a.**, an acid, $C_{20}H_{36}O_4$, occurring in the intestinal concretion of ruminant animals. **Lysuric a.**, an **acid**, $C_6H_{12}(COC_6H_5)_2N_2O_2$, obtained from **lysin.**

Maizenic a., a diuretic compound from the silk of Indian corn (*Stigmata maydis*). Dose, ½ gr. (0.008 gm.). **Malic a.**, an acid, $C_4H_6O_5$, found in unripe and sour apples and in many other fruits. It has been prescribed for scurvy, and its iron salt, ferric malate, has been employed in medicine. **Malonic a.**, a crystalline acid, $C_3H_4O_4$, formed by oxidizing malic acid with chromic acid. **Mandelic a.**, a crystalline compound, $C_6H_5.CH(OH)(CO.OH)$, from oil of bitter almonds. Its salts are called mandelates. **Mannitic a.**, a compound, $C_6H_{12}O_7$, derived from mannitol by the action of platinum black. **Mannoic a.**, a compound, $C_6H_{12}O_7$, formed by oxidizing mannose. **Margaric a.** 1. An artificial fatty acid, $C_{17}H_{34}O_2$. 2. The incorrect name of a mixture of stearic and palmitic acids. **Meconic a.**, a white crystalline acid from opium, $C_7H_4O_7$: feebly narcotic. **Melilotic a.**, an acid, $C_9H_{10}O_3$, a decomposition product of coumarin. **Melissic a.**, a crystalline fatty acid, $C_{30}H_{60}O_2$, from beeswax. **Mellitic a.**, a compound, $C_{12}H_6O_{12}$, from mellite. **Mercapturic a.**, one of a series of acids formed in the body on the introduction of a halogen derivative of benzol. They are formed by combination with cystein. **Metaphosphoric a.**, a glassy solid substance, HPO_3, soluble in water: used as a test for albumin in the urine. **Metarsenic a.**, the acid, $HAsO_3$, which forms metarsenates. **Metasaccharic a.**, an acid, $C_6H_{10}O_8$. **Metatartaric a.**, one of the modifications of tartaric acid produced by heat. **Methyl-amidoacetic a.** Same as *Sarcosin*. **Methylenehippuric a.**, a compound readily giving off formaldehyd: used as an antiseptic. **Methyl-guanidinacetic a.** Same as *Creatin*. **Molybdenic a.**, **Molybdic a.**, the acid, H_2MoO_4: used homeopathically. **Morintannic a.**, the tannic acid of fustic, *Mo'rus tincto'ria*, $C_{13}H_{10}O_6$. **Morphoxylacetic a.**, a narcotic agent, $C_{17}H_{18}NO_3.C_2H_2.COOH$: narcotic and only $\frac{1}{50}$ as toxic as morphin. **Morrhuic a.**, a poisonous substance, $C_9H_{13}NO_3$, from certain specimens of cod-liver oil. **Mucic a.**, an acid, $C_6H_{10}O_8$, formed by the oxidation of milk-sugar and certain gums. **Muriatic a.**, old name for *Hydrochloric a.* **Myristic a.**, an acid, $C_{14}H_{28}O_2$, found in spermaceti, nutmeg butter, and other fats under the form of myristin. **Myronic a.**, an acid, $C_{10}H_{19}NSO_{10}$, found in black mustard: this acid, with the myrosin present, is changed into oil of mustard on the addition of water. **Naphthionic a.**, a compound, $C_{10}H_6(NH_2)SO_3H$: used in iodism and nitrite-poisoning and in bladder diseases. Daily dose, 45–60 gr. (3–4 gm.). **Naphtholcarboxylic a.**, a white crystalline substance, $C_{10}H_6(OH)CO_2H$·: antiseptic and antiparasitic. **Naphtholdisulphonic a.**, an acid, $C_{10}H_5(OH)(SO_2OH)_2$, derived from naphthol. **Naphtholsulphonic a.**, an acid, $C_{10}H_6(OH)SO_2OH$, derived from naphthol. **Neurostearic a.**, a fatty acid, $C_{18}H_{36}O_2$, formed by the decomposition of phrenosin, found in cerebral tissue. **Nicotinic a.**, an acid, $C_6H_5NO_2$, formed by the oxidation of nicotin and one of the ptomains. **Nissl a.**, a compound occurring along with fibril acid in the neurofibrils. It is soluble in acidified water and in ammonia. See *Fibril a.* **Nitric a.**, a colorless liquid, HNO_3, extremely caustic and escharotic, decomposing most organic substances, and combining with gases to form nitrates. Official *Nitric a.* contains 68 per cent. of pure acid; *Dilute n. a.*, 10 per cent.; and *Crude n. a.*, 61 per cent. Nitric acid is used as a caustic for ulcers, chancres, nasal growths, etc., and in solution of from 1 to 6 per cent. as an astringent and stimulant. It is used internally as a stomachic and hepatic stimulant. Dose, 3–15 min. (0.2–1 c.c.). *Fuming nitric a.*, a brownish liquid giving off suffocating vapor, and composed of the lower oxids of nitrogen. **Nitrohydrochloric a.**, a yellowish mixture of nitric and hydrochloric acids and water: used in affections of the liver. Dose, 1–10 min. (0.066–0.666 c.c.): used diluted. Called also *Nitromuriatic acid.* **Nitrohydrochloric a., dilute**, a dilution of the preceding in 78 parts of water to the 100. Dose, 5–20 min. (0.333–1.333 c.c.). **Nitromuriatic a.** See *Nitrohydrochloric a.* **Nitroprussic a.**, a crystalline compound, formed by the action of nitric acid upon potassium prussiate. **Nitrous a.**, an unstable compound having the formula HNO_2. **Nucleic a.**, any one of a group of organic acids, $C_{30}H_{52}N_9P_3O_{17}$, compounds of proteid with nuclein and yielding phosphoric acid on decomposition. A nucleic acid may combine with a soluble proteid to form nucleoproteid. **Nucleinic a.** See *Nucleic a.* **Nucleothyminic a.**, a patented yellow-white powder prepared from the pancreas of the calf or from nucleinic acid: used therapeutically. **Œnanthylic a.** See *Enanthylic a.* **Oleic a.**, a colorless crystallizable oil, $C_{18}H_{34}O_2$, found in many fats and oils. It is insoluble in water, but soluble in alcohol and ether. It forms oleates. **Organic a.**, any acid containing the group CO.OH, or carboxyl. **Ornithuric a.**, an acid, $C_5H_{10}(COC_6H_5)_2N_2O_2$, occurring in the urine of birds fed on benzoic acid. **Orsellinic a.**, a crystalline acid, $C_8H_8O_4$, from certain lichens. **Orthoamidosalicylic a.**, a grayish powder, $C_6H_3(NH_2)(OH)COOH$, used in chronic rheumatism. Dose, 3–7 gr. (0.25–0.5 gm.). **Ortho-oxybenzoic a.**, salicylic acid. **Orthophosphoric a.**, the ordinary phosphoric acid, H_3PO_4. **Oshaic a.**, a principle resembling angelic acid, and found in osha. **Osmic a.** 1. A dibasic acid, H_2OsO_4, forming salts called osmates. 2. (Incorrectly so called) The perosmic anhydrid, a crystalline odorous compound, OsO_4, used as a caustic, a stain for fats, and an analgesic remedy. Dose, $\frac{1}{60}$ gr. (0.00108 gm.). For the use of osmic acid as a stain, see *Stains, Table of.* **Oxalic a.**, a poisonous crystalline dibasic acid, $H_2C_2O_4+2H_2O$: used as a disinfectant for the hands of surgeons, in pharmacy, the arts, and as a chemical reagent. Lime is the best antidote for oxalic-acid poisoning. Dose for amenorrhea, ½–¾ gr. (0.0333–0.048 gm.). **Oxaluric a.**, a crystallizable acid, $C_3H_2N_4O_4$, found in healthy urine. **Oxamic a.**, a monobasic crystalline acid, $C_2O_2(NH_2OH)$. **Oxy-a.**, an acid that contains oxygen. **Oxyacetic a.**, glycollic acid. **Oxyamygdalic a.**, **Oxyformobenzoylic a.**, a crystalline compound, $C_8H_8O_4$, sometimes occurring in the urine in acute yellow atrophy of the liver. **Oxybutyric a.**, a poisonous acid, $CH_3CHOHCH_2COOH$, sometimes occurring in the urine in diabetes and sometimes in the blood. It frequently occurs in several isomeric forms. **Oxycarnic a.**, an acid, $C_{30}H_{41}N_9O_{15}$, derived from carnic acid. **Oxymandelic a.**, a compound, $C_8H_8O_4$, found in the urine in acute yellow atrophy of liver. **Oxynaphthoic a.** See *Carbonaphthoic a.* **Oxynaphtyl-ortho-oxytoluylic a.** Same as *Epicarin*. **Oxyphenylacetic a.**, a compound, $C_6H_4.OH.CH_2COOH$, a reduction product of tyrosin. **Oxyphenylamido-propionic a.** Same as *Tyrosin*. **Oxyproteinic a.**, a compound, $C_{43}H_{82}N_{14}O_{31}S$, occurring in normal urine. **Oxyprotonic a.**, an acid formed by oxidizing proteids: called also *Oxyprotonsulphonic a.* **Palmitic a.**, a glycerin-ether, $C_{16}H_{32}O_2$, from palm-oil and other solid fats. **Palmitolic a.**, an acid, $C_{16}H_{28}O_2$, isomeric with linoleic acid. **Parabanic a.**, a solid acid, $C_3H_2N_2O_3$, derivable from uric acid by oxidation. **Paracreosotic a.**, an antipyretic substance, $C_8H_7O_3$. Its sodium salt is an antipyretic: used in rheumatism of chil-

dren. Dose, 2–120 gr. (0.133–8 gm.). **Parahydroxybenzoic a.**, a toxic substance obtainable from carbolic acid. **Paralactic a.** See under *Lactic a.* **Paranucleic a.**, any one of a set of nucleic acids from which no nuclein-bases are derivable. **Paraphenolsulphonic a.**, a substance isomeric with sulphocarbolic acid: antiseptic and disinfectant. **Pararosolic a.**, peonin. **Paratartaric a.** Same as *Racemic a.* **Parillic a.** Same as *Parillin*. **Paroxphenylacetic a.**, a substance which has been found in dog's urine as a result of dosage. **Pectic a.**, a compound, $C_{32}H_{48}O_{32}$, found in many fruits and having the property of forming jelly. **Pelargonic a.**, an acid, $C_9H_{18}O_2$, of the fatty series, found in oil of garden geranium (Pelargonium) and other plants. **Permanganic a.**, a monobasic acid, $HMnO_4$. Its salts are permanganates. **Perosmic a.**, a yellow crystalline acid, OsO_4, with suffocating odor. It is used as an antineuralgic in sciatica, a discutient in tumors, and an antiepileptic. Dose, $\frac{1}{12}$ gr. (0.001 gm.). **Peroxyprotonic a.**, a compound produced by oxidizing oxyprotonic acid. **Phenaceturic a.**, a crystalline compound, $CH_2.NH(CH_2.C_6H_5.CO)COOH$, found in the urine of herbivorous animals and sometimes in that of man. **Phenylacetic a.**, a crystalline acid, $C_6H_5.CH_2COOH$, formed in the putrefaction of proteids. It is of limited therapeutic use. Dose, 1–3 gr. (0.066–0.2 gm.). **Phenylamidopropionic a.**, a compound, $C_8H_{11}NO_2$ or $C_6H_5.C_3H_4(NH_2)O_2$, found among the products of putrefaction. It is one of the constituents of the albumin molecule. **Phenylglycolic a.**, an acid, $C_6H_5CH.OH.COOH$. **Phenylglycuronic a.**, a compound of phenyl and glycuronic acid found in the urine after the administration of carbolic acid. **Phenylhydrazinlevulinic a.**, antithermin. **Phenylic a.** See *Carbolic a.* **Phenylmercapturic a.**, an acid, $C_{11}H_{13}SNO_3$, from bromphenylmercapturic acid. **Phenylpropionic a.** See *Hydrocinnamic a.* **Phenylsalicylic a.**, a white powder, $C_6H_3(OH)(C_6H_5)COOH$: used as an antiseptic dusting-powder. **Phenylsulphonic a.** Same as *Aseptol*. **Phosphocarnic a.**, an acid consisting of carnic acid united with phosphorus, found in muscle, blood, and milk. It is allied to nuclein. Called also *Nucleon*. **Phosphoglyceric a.**, a liquid compound, $C_3H_9PO_6$, from lecithin. **Phosphomolybdic a.**, an acid, $H_3PO_3.11MoO_4+H_2O$, important as being a precipitant for all the alkaloids. **Phosphoric a.**, a crystalline acid, H_3PO_4, formed by the oxidation of phosphorus. The ordinary phosphoric acid of the pharmacopeia is an 85 per cent. aqueous solution. *Dilute phosphoric acid* is a 10 per cent. solution. The latter is used in dyspepsia, rickets, caries, and phosphaturia. Dose, 30 min. (1.25 c.c.). See also *Metaphosphoric a.*, *Pyrophosphoric a.* **Phosphoric a., glacial**, a monobasic acid, HPO_3, forms glass-like crystals. A 10 per cent. solution is used as a test for albumin in the urine. **Phosphorous a.**, the acid, H_3PO_3, whose salts are called phosphites. **Phosphotungstic a.**, an acid used in testing for ptomains. **Phthalic a.**, a crystalline acid, $C_8H_6O_4$, formed by oxidizing naphthalene. **Phyllocyanic a.**, a compound, homologous with bilirubin, formed by treating chlorophyl with hydrochloric acid. **Picramic a.**, an acid found in the blood after poisoning with picric acid, forming red granules, free or in the leukocytes. **Picric a.**, a yellow crystalline acid, $C_6H_2(NO_2)_3.OH$, or trinitrophenol, resulting from the action of nitric acid on indigo, salicin, carbolic acid, etc. It is used as a dye, a test, and a fixing agent, as an explosive, and in medicine as an antiperiodic and anthelmintic, and is useful in erysipelas. Dose, 1–5 gr. (0.065–0.333 c.c.). Called also *Carbazotic acid.* **Picric-nitric a.**, an agent used as a fixing agent in histologic work. **Picropodophyllic a.**, a resinous acid derivable from podophyllotoxin. **Picrosulphuric a.**, a substance used as a fixing agent in histologic work. **Piperic a.**, a crystalline acid, $C_{12}H_{10}O_4$, formed by the decomposition of piperin. **Pipitzahoic a.**, a golden-yellow compound: used as a purgative in 3–5 gr. (0.2–0.33 gm.) doses. Called also *Aurum vegetabile.* **Plasminic a.**, an acid obtained by splitting up nucleinic acids. It may be decomposed into phosphoric acid and nucleinic bases. **Platinochloric a.**, an acid, $PtCl_4.2HCl$, whose salts are platinochlorids. **Podophyllic a.**, a principle contained in podophyllum: medicinally inert. **Polygalic a.** Same as *Senegin*. **Propiolic a.**, an acid, $C_3H_2O_2$. **Propionic a.**, an acid, $C_3H_6O_2$, found in chyme and in sweat, and one of the products of alcoholic and propionic fermentation. **Propionylsalicylic a.**, a product of the action of anhydrous propionic acid on salicylic acid. It is antirheumatic and antipodagric. **Protocatechuic a.**, an acid, $C_7H_6O_4$, sometimes found in the urine. **Prussic a.** Same as *Hydrocyanic acid.* **Punicotannic a.**, the tannic acid of pomegranate root. **Purpuric a.**, a compound, $C_8H_5N_5O_6$, formed by the action of nitric acid upon alloxan. It does not exist in a free state. **Pyridin-tricarboxylic a.**, an antiseptic, antipyretic, and antispasmodic agent, useful in asthma and in malarial and other fevers. Dose, 2–10 gr. (0.133–0.666 gm.). **Pyro-arsenic a.**, the acid, $H_4As_2O_7$, forming pyro-arsenates. **Pyroboric a.**, a dibasic acid, $H_2B_4O_7$, obtained by heating boric acid. **Pyrocholesteric a.**, a compound, $C_{11}H_{16}O_7$, formed by the action of potassium bichromate and sulphuric acid in cholalic acid. **Pyrocinchonic a.**, an acid, $C_6H_8O_4$, known only by its salts, but isomeric with various other organic acids. **Pyrogallic a.** See *Pyrogallol.* **Pyrolidin carbonic a.**, one of the hexone bases,

$$\begin{array}{l} CH_2\text{—}CH_2 \\ | \\ CH_2 \quad CHCOOH \\ \diagdown \quad \diagup \\ \quad NH \end{array}$$

occurring in tryptic digestion. **Pyroligneous a.**, a clear liquid obtained by the distillation of wood: its acid constituent is mainly acetic acid. **Pyrophosphoric a.**, a crystalline acid, $2H_2OP_2O_5$: its salts are pyrophosphates. **Pyrosulphuric a.**, an acid, $H_2SO_4SO_3$, a compound of sulphuric and sulphurous acids. **Pyrotartaric a.**, a crystalline acid, $C_5H_8O_4$, formed by heating tartaric acid. **Quercitannic a.**, the tannic acid of oak bark, $C_{17}H_{16}O_9$; differing in its properties slightly from ordinary tannic acid. **Quillaic a.**, an acid from commercial saponin. It is said to be poisonous when injected hypodermically. **Quinaldinic a.**, a crystalline acid, $C_9H_6N(CO_2H)$. **Quinic a.**, a crystalline acid, $C_7H_{12}O_6$, from cinchona. **Quininic a.**, a crystalline acid, $C_9H_5(O.CH_3)N(CO_2H)$, formed by oxidizing quinin and quinidin. **Quinotannic a.**, a variety of tannic acid from cinchona bark. **Quinovic a.**, a crystalline substance from cinchona: it is feebly tonic. **Racemic a.**, a combination of dextrotartaric and levotartaric acids. It is optically inactive. **Ratanhiatannic a.**, the tannic acid of rhatany. Called also *Krameric a.* **Rheic a.** See *Chrysophanic a.* **Rheotannic a.**, the tannic acid of rhubarb, $C_{26}H_{26}O_{14}$. **Rheumic a.**, an acid, $C_{20}H_{16}O_9$, derivable from rheotannic acid. **Rhodanic a.**, a yellow crystalline acid, $C_3H_3S_2ON$. **Ricinoleic a.**, a fatty acid, $C_{18}H_{34}O_3$, from castor oil: purgative. **Rosolic a.**, the compound, $C_{20}H_{16}O_3$, used as a histologic dye and as a test for acids. **Rufigallic a.**, a brownish crystalline acid, $C_{14}H_8O_8+2H_2O$, derived from anthracene. **Rutic a.**, a fatty acid, $C_{10}H_{20}O_2$,

whose salts are called rutates. **Sabinenic a.**, an acid, $C_{10}H_{16}O_3$, derivable from sabinene by oxidation. **Saccharic a.** 1. A dibasic acid, $C_6H_{10}O_8$, formed by the action of nitric acid on carbohydrates. 2. A monobasic acid, $C_6H_{12}O_6$, or tetraoxycapric acid, not existing in the free state. **Saccharonic a.**, an acid, $C_6H_{10}O_7$, formed by oxidizing saccharin with nitric acid. **Salicylicacetic a., Salicylic a.**, a crystalline acid, $C_7H_6O_3$, made from carbolic acid, from oil of gaultheria, from salicin, etc. It is antipyretic, antiseptic, and antirheumatic, and is used in rheumatism, particularly acute articular rheumatism, neuralgia, sciatica, etc., locally, in rheumatic joints, pruritus, eczema, stomatitis, etc., and as an antiseptic. It is dangerous and even fatal in overdoses. Dose, 5–20 gr. (0.333–1.333 gm.). **Salicylo-acetic a.**, a compound, $C_9H_8O_5$, used as an antiseptic. **Salicylous a.**, a colorless liquid, $C_6H_4OH.CHO$, or salicylic aldehyd: used as a diuretic and internal antiseptic. Dose, 2–10 gr. (0.13–0.66 gm.). **Salicylsulphonic a.**, a crystalline compound, $C_6H_3SO_3H.OH.CO_2H$: used as a test for proteids. Called also *Sulphosalicylic acid.* **Salicyluric a.**, an acid, $C_9H_8(OH)NO_3$, found in urine after the exhibition of salicylic acid. **Salolphosphuric a.** Same as *Solvosal.* **Santalinic a.**, a crystalline compound from oil of sandal-wood, produced by oxidation with solution of potassium permanganate. **Santonic a.**, the acid, $C_{15}H_{20}O_4$, from santonica. **Santoninic a.**, santonin. **Sarcolactic a.** See *Lactic a.* **Sarcylic a.** Same as *Inosinic a.* **Sclerotic a., Sclerotinic a.**, an acid found in ergot, of which it is one of the active principles. It is sometimes used hypodermically as a substitute for ergot. Dose, ½–1½ gr. (0.033–0.1 gm.). **Sebacic a.**, a crystalline acid, $C_{10}H_{18}O_4$, derivable from olein and various fixed oils. **Selenic a.**, a clear liquid, H_2SeO_4, resembling sulphuric acid. **Selenious a.** 1. An acid, H_2SeO_3, forming selenites. 2. Less correctly, selenium oxid, SeO_2. **Silicic a.** 1. An acid of which silicon is the base, forming silicates. It is of several kinds, as orthosilicic acid, H_4SiO_4; metasilicic acid, H_2SiO_3; and parasilicic acid, H_6SiO_6. 2. Less correctly, silica, SiO_2, or silicic anhydrid. **Silicotungstic a.**, an acid, $12WO_3SiO_2 + 2H_2O$, in white or yellow crystals: used as a reagent for alkaloids. **Skatolcarbonic a.**, a compound, $C_8H_5(CH_3)N.COOH$, formed by the combination of skatol and carbon dioxid. **Skatoxyl-sulphonic a.**, an acid, $C_9H_8N.OSO_2OH$. Its potassium salt is the form in which skatol occurs in the urine. **Sorbic a.**, an acid, $C_6H_8O_2$, found in berries of mountain ash. **Sozoiodolic a.** Same as *Sozoiodol.* **Sozolic a.** Same as *Aseptol.* **Spermanucleinic a.**, nucleinic acid from the spermatozoa of various animals. **Sphacelinic a.**, a poisonous substance from ergot. **Stearic a.**, an acid, $C_{18}H_{36}O_2$, from the solid animal fats. **Stearoleic a.**, an acid, $C_{18}H_{32}O_2$, from oleic and elaidic acids. **Suberic a.**, an acid, $C_8H_{14}O_4$, from cork and other substances. **Succinic a.**, an acid, $C_4H_6O_4$, from amber, etc.; found in certain hydatid cysts: diuretic, antispasmodic, and stimulant. **Sulphacetic a.** Same as *Aspirin.* **Sulphanilic a.**, a white crystalline compound, $C_6H_7NSO_3$: used in Ehrlich's test for typhoid fever. Called also *Phenylsulphonic acid.* **Sulphichthyolic a.**, an acid from ichthyol. Its salts have been found useful in diseases of the urinary organs. Dose, 1½ gr. (0.099 gm.). **Sulphindigotic a.**, an acid, $C_{16}H_8(SO_2.OH)_2N_2O_2$, produced by the action of sulphuric acid upon indigo blue. **Sulpho-a.**, an acid in which oxygen or carbon is replaced by sulphur. **Sulpho-amidolactic a.** Same as *Cystein.* **Sulphocarbolic a.** Same as *Aseptol.* **Sulphoconjugate a.**, the compound sulphuric acids formed in the urine after the ingestion of cresol, phenol, etc. **Sulphocyanic a.** See *Thiocyanic a.* **Sulphoichthyolic a.**, ichthyol-sulphonic acid. **Sulphonic a.**, a compound of SO_2OH, with another radical, especially a hydrocarbon. **Sulphoricineolic a.**, an acid formed by treating castor oil with sulphuric acid. **Sulphoricinic a.**, an acid derived from castor oil by the action of sulphuric acid. **Sulphosalicylic a.** See *Salicylsulphonic a.* **Sulphovinic a.**, ethyl-sulphuric acid, $C_2H_5.HSO_4$, formed by the action of sulphuric acid in alcohol. **Sulphuric a.**, an oily, highly caustic, and poisonous acid, H_2SO_4. It is used very extensively in chemistry and the arts; of value in lead-colic, night-sweats, etc., and as an astringent in diarrhea and colic. *Aromatic sulphuric a.* contains 20 parts of the acid to 60 of alcohol, with aromatics. Dose, 5–15 min. (0.333–1 c.c.). *Concentrated sulphuric a.* contains 93 to 98 per cent. of pure acid. *Dilute sulphuric a.* contains 10 to 15 per cent. of pure acid. Dose, 5–20 min. (0.33–1.25 c.c.). **Sulphurous a.** 1. A dibasic acid, H_2SO_3, produced by combining sulphurous anhydrid, a gas, SO_2, with water. Its salts are called sulphites. It is a bleaching agent, and is used as an antiseptic in fermentative dyspepsia and in skin-diseases. Dose, 5–30 min. (0.333–2 c.c.) in water. 2. An incorrect name for sulphurous anhydrid, SO_2, a colorless gas; disinfectant and a bleaching agent. **Sulphydric a.** See *Hydrosulphuric a.* **Tannic a.**, a white or yellowish astringent powder, $C_{14}H_{10}O_9$, from nut-galls, tan-bark, and many plants. It is valuable as a hemostatic, styptic, and astringent. Dose, 2–10 gr. (0.13–0.65 gm.). **Tartaric a.**, a white acid powder, $C_4H_6O_6$, from lees of wine and from various plants. It is refrigerant and astringent. Dose, 10–40 gr. (0.666–2.6 gm.). **Tartronic a.**, a crystalline acid, $C_3H_4O_5$, from glycerol. **Taurocarbamic a.**, an acid derived from taurin, $C_3H_8SN_2O_4$, sometimes found in the urine. **Taurocholic a.**, a crystallizable acid, $C_{26}H_{45}NO_7S$, from the bile. **Teracrylic a.**, an acid, $C_7H_{12}O_2$. **Terebic a.**, a monobasic acid, $C_7H_{10}O_4$, from oxidizing turpentine. **Testicular-nucleinic a.**, an acid derivable from testicular nuclein. **Tetraboric a.**, an acid, $H_2B_4O_7$. **Tetrodonic a.**, a poisonous acid from various fishes of the genus *Tetrodon.* **Thapsic a.**, said to occur in *Thap'sia gargan'ica.* **Thebolactic a.**, a form of lactic acid found in opium. **Therapic a.**, a member of the oleo-acid group, $C_{17}H_{26}O_2$, from cod-liver oil. **Thiocyanic a.**, an acid, CNHS, also known as *Sulphocyanic acid.* It forms salts called thiocyanates or sulphocyanates. **Thiolactic a.**, an acid, $CH_3CH(SH)COOH$, derived from cystein. It is also a decomposition product of horn. **Thiolinic a.**, a derivative of sulphur and of linseed oil: prescribed in skin-diseases. See *Thiolin.* **Thiosulphuric a.**, the acid $H_2S_2O_3$, forming salts called thiosulphates. **Thiuretic a.**, a colorless or yellowish liquid, $P_2O_5+5C_2H_4OS$, a derivative of glacial acetic acid and phosphorus pentasulphid, or of potassium mercaptid and phosphorous pentasulphid. **Thymic a.**, an acid derivable, from the nucleinic acid obtained from the thymus gland. **Thyminic a.**, an acid formed by the splitting up of thymonucleinic acid. Sulphuric acid changes it into thymin. **Thymonucleinic a.**, any one of a series of nucleic acids which split up into thymin, especially the compound, $C_{25}H_{36}N_9O_{20}P_3$, derived from leukonuclein. **Toluic a.**, a crystalline acid, $C_8H_8O_2$, derivable from the action of nitric acid upon cymene. **Toxicodendric a.**, a volatile acid from *Rhus toxicoden'dron*, supposed to be poisonous. **Triatomic a.**, any acid that contains three molecules of hydroxyl united with a

hydrocarbon. **Triazoic a.**, a colorless gas, N_3H, with an unpleasant odor, soluble in water. It is poisonous when inhaled. Called also *Hydrazoic a.* **Trichloracetic a.**, a caustic crystalline substance, $HC_2Cl_3O_2$: used as an astringent in nasopharyngeal diseases, gonorrhea, etc., as an escharotic in warts, corns, etc.; and as a test for albumin. Dose, 2–4 gr. (0.133–0.266 gm.). **Tricyanic a.**, a crystalline acid, $C_3H_3O_3H_3$; called also *Cyanuric acid.* **Tritonucleic a.**, the nucleic acid of the wheat embryo. **Tropic a.**, a crystalline acid, $C_6H_5.C_2H_3(OH).CO_2H$, from atropin and belladonna. **Tuberculinic a.**, a nucleic acid obtained from fat-free tubercle, a bacilli decomposed by superheated steam, and said to be the toxic principle of the bacilli. **Tumenol sulphonic a.** See under *Tumenol.* **Ulmic a.**, a gummy acid, $C_{40}H_{14}O_{12}$, from elm-sap, peat, and other sources. **Umbellic a.**, an acid, $C_6H_8O_4$. **Umbelliferic a.**, derivable from asafetida and other fetid gum-resins. **Uramidobenzoic a.**, an acid formed in the body after the ingestion of amidobenzoic acid. **Uric a.**, a crystallizable acid, $C_5H_4N_4O_3$, from the urine of man and animals, being one of the products of nuclein metabolism. It is nearly insoluble in water, alcohol, and ether, but soluble in solutions of alkaline salts. It forms a large portion of certain calculi, and its presence in the blood causes morbid symptoms, among which are those of gout. **Urocaninic a.**, a crystalline acid, $C_{12}H_{12}N_4O_4$, from dog's urine. **Urochloric a., Urochloralic a.**, an acid, $C_{14}H_{12}Cl_2O_{12}.[C_7H_{12}Cl_2O_6]$, found in the urine after the exhibition of chloral. **Uroleucic a.**, a crystalline acid, $C_9H_{10}O_5$, found in the urine in alkaptonuria. **Uroproteic a.**, a compound, $C_{66}H_{116}N_{20}SO_{54}+nH_2O$, a constituent of dog's urine. **Uroxanthic a.**, a principle from uric acid. **Uvitic a.**, a crystalline acid, $C_9H_8O_4$. **Valerianic a., Valeric a.**, an acid, $C_5H_{10}O_2$, from valerian, or from amyl alcohol: its salts, called valerianates, are medicinal. **Vanadic a.**, a compound of vanadium with oxygen and hydrogen, forming salts called vanadates. **Vanillic a.**, $C_8H_8O_4$, from vanilla. **Veratric a.**, a white crystalline acid, $C_9H_{10}O_4$, found in sabadilla seeds. **Viburnic a.**, acid from bark of *Viburnum prunifolium*, identical with valerianic a. **Vulpic a., Vulpinic a.**, a yellow crystalline acid, $C_{19}H_{14}O_5$, from the lichen *Cetra'ria vulpi'na.* **Xanthic a.**, an oily liquid, $C_3H_6OS_2$, with a penetrating odor, formed by the action of sulphuric acid on potassium xanthate. **Xanthylic a.**, one of the nucleic acids. **Xanthylicnucleinic a.**, a nucleinic acid which may be made to afford xanthin. **Xylic a.**, a crystalline acid, $C_6H_3(CH_3)_2CO_2H$. **Xylidic a.**, an acid, $C_9H_8O_4$.

Acidalbumin (as-id-al'bu-min). A protein which dissolves in acids and shows an acid reaction.

Acidemia (as-id-e'me-ah) [*Acid* + Gr. αἷμα blood]. Abnormal acidity of the blood.

Acidifiable (as-id'if-i-ab-l). Susceptible of being made acid.

Acidimeter (as-id-im'et-er) [L. *a'cidum* acid + Gr. μέτρον measure]. An instrument used in performing acidimetry.

Acidimetry (as-id-im'et-re). The determination of the amount of free acid in a solution.

Acidity (as-id'it-e) [L. *acid'itas*]. The quality of being acid or sour; excess of an acid. **A. of the stomach,** a condition attended with heartburn, acid eructations, and a feeling of distress in the region of the stomach.

Acidophil (as-id'o-fil) [L. *a'cidum* acid + Gr. φιλεῖν to love]. 1. Easily stained by acid dyes. 2. An element or substance that is readily stained with acid dyes.

Acidophilic, Acidophilous (as-id-o-fil'ik, as-id-of'il-us). Readily stained with acid dyes,

Acidosis (as-id-o'sis). Increased acidity, or rather decreased alkalinity, of the blood.

Acidosteophyte (as-id-os'te-o-fīt) [Gr. ἀκίς point + ὀστέον bone + φύτον plant]. A sharp-pointed osteophyte.

Acidulated, Acidulous (as-id'u-la-ted, as-id'u-lus). Somewhat sour; rendered somewhat sour.

Acinesia (as-in-e'ze-ah). See *Akinesia.*

Acinetic (as-in-et'ik). Same as *Akinetic.*

Acinic (as-in'ik). Pertaining to an acinus or acini.

Aciniform (as-in'if-orm) [L. *a'cinus* grape + *for'ma*, form]. Shaped like an acinus or grape.

Acinitis (as-in-i'tis). Inflammation of the acini of a gland.

Acinose, Acinous (as'in-ōs, as'in-us) [L. *acino'sus* grape-like]. 1. Resembling a grape or an acinus. 2. Made up of acini.

Acinus (as'in-us), pl. *a'cini* [L. "grape"]. Any one of the smallest lobules of a compound gland; also, one of the sac-like dilatations forming the termination of a small passage, as the air-sacs of the lungs.

Acipenser (as-ip-en'ser). A genus of fishes, among which *A. Hu'so*, a Russian sturgeon, and other species, furnish isinglass.

Aclastic (ak-las'tik) [Gr. α not + κλᾶν to break]. Not refracting.

Acleitocardia (ah-kli-to-kar'de-ah) [Gr. α priv. + κλειτός closed + καρδία heart]. An open condition of the foramen ovale.

Acme (ak'me) [Gr. ἀκμή point]. The crisis or critical stage of a disease.

Acne (ak'ne) [Gr. ἀκνή point]. Any inflammatory disease of the sebaceous glands, especially *Acne vulgaris*, or common acne, a chronic inflammatory disease of the sebaceous glands, occurring most frequently on the face, back, and chest. The inflamed glands form either small pink papules, which sometimes surround comedones so as to have black centers, or else pustules or hypertrophied nodules. **Adenoid a.**, disseminated follicular lupus. **A. al'bida.** See *Milium.* **A. artificia'lis,** that which is due to external irritation. **A. atroph'ica.** See *Acne varioliformis.* **Bromin a.**, acne which is one of the most constant symptoms of bromism. **A. cachectico'rum,** a form which accompanies wasting diseases, and situated chiefly on the trunk and legs. The lesions are flat and livid, and leave scars. **A. cilia'ris,** acne of the edges of the eyelids. **A. dissemina'ta.** Same as *A. vulgaris.* **A. epheb'ica,** a form peculiar to adolescence and the stage of puberty. **Epileptic a.**, acne in an epileptic subject. It is due sometimes to overdose of bromin compounds, and sometimes to an unknown cause. **A. genera'lis,** acne over the whole surface of the body. **A. hordeola'ris,** acne in which the tubercles are hard, tough, and arranged in rows. **A. hypertroph'ica** acne rosacea, with a thickening of the lips and of the sides of the nose. **A. indura'ta,** acne vulgaris with chronic livid indurations. **Iodin a.**, an eruption caused by too free use of iodin compounds. **A. kerato'sa,** a form in which a horny plug takes the place of a comedo. **A. men'tagra.** See *Sycosis.* **Pancreatic a.**, a condition in which the pancreas contains small cysts caused by distention of the finer divisions of the pancreatic duct. **A. papulo'sa,** acne vulgaris in which the lesions are papular. **A. picea'lis, Tar a.**, a form which attacks workers in tar, or those who are exposed to the vapors of tar. **A. puncta'ta,** acne in

which the lesions are pointed papules, in the centers of which are black-tipped comedones. **A. rosa'cea**, a chronic inflammation of the face and nose, generally due to the free use of alcoholic stimulants. Called also *Gutta rosacea, Brandy-nose, Rosy drop*, and *Brandy-face*. **A. scorbu'tica**, a papular eruption in scurvy. **A. sim'plex**. Same as *A. vulgaris*. **Tar a.** See *A. picealis*. **A. tar'si**, acne of the sebaceous glands of the eyelids. **A. variolifor'mis**, a somewhat rare chronic disease, situated about the forehead. The pustules occur in groups, each with a hard central scab, which, when separated, leaves a deep pit. **A. vulga'ris**, common acne. See *Acne*.

Acnemia (ak-ne'me-ah) [Gr. α priv. + κνήμη leg]. Atrophy of the calves of the legs.

Acnitis (ak-ni'tis). A suppurative skin-inflammation which leaves pits like those of acne varioliformis.

Acocanthera, Akokanthera (ak-o-kan-the'rah). A genus of apocynaceous plants growing in Africa, several species of which furnish an arrow poison used by the natives. *A. venena'ta* furnishes ouabain.

Acoin (ak-o'in). A white crystalline powder, alkyloxyphenylguanidin, soluble in 10 parts of water; used as a local anesthetic and bactericide; as an anesthetic by instillation in 0.1–0.3 per cent. solution.

Acomia (ah-ko'me-ah) [Gr. α priv. + κόμη hair]. Baldness; absence or defect of hair.

Aconin (ak'o-nin). An alkaloid, $C_{26}H_{39}NO_{11}$, from aconitin; only $\frac{1}{2000}$ part as toxic as aconitin.

Aconite (ak'o-nīt) [L. *aconi'tum*; Gr. ἀκόνιτον]. A poisonous drug, the roots and leaves of *Aconi'tum napel'lus*. It is a cardiac and respiratory sedative, analgesic, diaphoretic, and diuretic. It is used in palpitation of the heart, fevers, tonsillitis, bronchitis, and pneumonia. Dose of the **abstract**, $\frac{1}{4}$–$\frac{1}{2}$ gr. (0.016–0.033 gm.); of the **extract**, $\frac{1}{6}$–$\frac{1}{3}$ gr. (0.011–0.022 gm.); of the **fluid extract**, $\frac{1}{2}$–1 min. (0.033–0.065 gm.); of the **tincture**, 1–5 min. (0.066–0.333 gm.); of **Fleming's tincture**, $\frac{2}{3}$–2 min. (0.044–0.133 c.c.).

Aconitin (ak-on'it-in) [L. *aconiti'na, aconit'ia*]. A very poisonous white crystalline alkaloid, $C_{34}H_{47}NO_{11}$, the active principle of aconite. Dose, $\frac{1}{300}$ gr. (0.0002 gm.). **Duquesnel's a.**, aconitin nitrate. Dose, $\frac{1}{200}$ gr. (0.0003 gm.).

Aconitum (ak-o-ni'tum) [L. See *Aconite*]. 1. A genus of poisonous ranunculaceous herbs. 2. The drug aconite (q. v.). **A. fe'rox**, a highly poisonous East Indian aconite; also its homeopathic preparation. **A. lycoc'tonum**, a species of aconite; also its homeopathic preparation.

Aconuresis (ak-on-u-re'sis) [Gr. ἄκων unwilling + οὔρησις urination]. The involuntary passage of urine.

Acorea (ah-ko're-ah) [Gr. α priv. + κόρη pupil]. Absence of the pupil of the eye.

Acoria (ah-ko're-ah) [Gr. α priv. + κόρος satiety]. Loss of the sensation of satiety; a condition in which the patient never feels that he has enough, although the appetite may not be large.

Acormus (ah-kor'mus) [Gr. α priv. + κορμός trunk]. A monster-fetus with a very rudimentary trunk.

Acorus (ak'o-rus) [L.; Gr. ἄκορος]. A genus of araceous plants. See *Calamus*.

Acoulalion (ak-oo-la'le-on) [Gr. ἀκούειν to hear + λαλία speech]. An apparatus for teaching deaf-mutes to speak.

Acoumeter, Acouometer (ak-oo'met-er, ak-oo-om'et-er) [Gr. ἀκούειν to hear, + μέτρον a measure]. An instrument for use in testing the accuracy or acuteness of the hearing.

Acoumetry (ak-oo'met-re). The testing of the acuteness of the sense of hearing.

Acouophone (ak'oo-o-fōn). [Gr. ἀκούειν to hear + φωνή voice]. An electrical appliance for aiding the deaf to hear.

Acouophonia (ak-oo-o-fo'ne-ah) [Gr. ἀκούειν, to hear + φωνή voice]. Auscultation combined with percussion.

Acousma (ak-oos'mah), pl. *acous'mata* [Gr. ἄκουσμα]. An auditory hallucination or imaginary sound.

Acousmatagnosis (ak-oos-mat-ag-no'sis) [Gr. ἄκουσμα hearing + ἀ neg. + γνωσις recognition]. Failure to recognize sounds due to mental disorder; mind-deafness.

Acousmatamnesia (ak-oos-mat-am-ne'ze-ah) [Gr. ἄκουσμα hearing + ἀμνησία forgetfulness]. Failure of the memory to call up the images of sounds.

Acoustic (ak-oos'tik or ak-ow'stik) [Gr. ἀκουστικός]. Pertaining to sound or to the sense of hearing.

Acousticon (ak-oo'stik-on). An apparatus for aiding the deaf to hear.

Acoustics (ak-oos'tiks or ak-ow'stiks). The science of sounds or of hearing.

Acoutometer (ak-oo-tom'et-er). Same as *Acoumeter*.

Acquired (ak-wi'erd) [L. *acquæ'rere* to obtain]. Not congenital, but obtained after birth.

Acraconitin (ak-rak-on'it-in) [L. *ac'ridus* acrid + *aconi'tum* aconite]. Same as *Pseudaconitin*.

Acrania (ah-kra'ne-ah) [Gr. α priv. + κρανίον skull]. The condition of a monster with a partial or incomplete skull, or none at all.

Acranial (ah-kra'ne-al). Having no cranium.

Acranius (ah-kra'ne-us) [Gr. α neg. + κρανίον skull]. A monster-fetus with no cranium, or a very incomplete one.

Acraturesis (ah-krat-u-re'sis) [Gr. ἀκρατής feeble + οὔρησις urination]. Difficult urination due to atony of the bladder.

Acrid (ak'rid) [L. *a'cer, a'cris* sharp]. Pungent; producing an irritation.

Acridin (ak'rid-in). 1. A pungent-smelling crystalline alkaloid, $C_{13}H_9N$, from anilin. 2. Any member of the group of compounds of which ordinary acridin is the type.

Acrimony (ak'rim-o-ne) [L. *acrimo'nia*]. An acrid quality, property, or condition.

Acrinyl sulphocyanate (ak'rin-il). An acrid vesicating principle found in white mustard.

Acritical (ah-krit'ik-al) [Gr. α neg. + κρίσις a crisis]. Having no crisis.

Acritochromacy (ah-krit-o-kro'mas-e) [Gr. α neg. + κρίνειν to judge + χρῶμα color]. Color-blindness.

Acro-æsthesia. See *Acro-esthesia*.

Acro-anesthesia (ak''ro-an-es-the'ze-ah) [Gr. ἄκρον extremity + *Anesthesia*]. Anesthesia of the extremities.

Acro-arthritis (ak-ro-ar-thri'tis) [Gr. ἄκρον extremity + *Arthritis*]. Arthritis affecting the extremities.

Acro-asphyxia (ak-ro-as-fik'se-ah) [Gr. ἄκρον extremity + *Asphyxia*]. Dead-finger; a cold, pale condition of the fingers and toes, alternating with heat and redness. It is an early symptom of symmetric gangrene (Raynaud's disease).

Acroblast (ak'ro-blast) [Gr. ἄκρος extreme + βλαστός germ]. External layer of the mesoblast.

Acrobystitis (ak-ro-bis-ti'tis) [Gr. ἀκροβυστία foreskin]. Inflammation of the prepuce.

Acrocephalia (ak-ro-sef-a'le-ah) [Gr. ἄκρος point + κεφαλή head]. A pointed condition of the top of the head.

Acrocephalic, Acrocephalous (ak-ro-sef-al'ik, ak-ro-sef'al-us). Affected with acrocephalia.

Acrochordon (ak-ro-kor'don) [Gr. ἄκρος extreme + χορδή string]. A soft pendulous growth on the neck or eyelids of old persons.

Acrocinesis (ak-ro-sin-e'sis) [Gr. ἄκρος extreme + κινησις motion]. Excessive motility; abnormal freedom of movement.

Acrocinetic (ak-ro-sin-et'ik). Affected with acrocinesis.

Acrocyanosis (ak''ro-si-an-o'sis) [Gr. ἄκρον extremity + *Cyanosis*]. Blueness of the hands and feet, probably a hysteric vasomotor phenomenon.

Acrodermatitis (ak''ro-der-mat-i'tis) [Gr. ἄκρον extremity + *Dermatitis*]. Dermatitis of the extremities. **Continuous a.**, an eczematous eruption confined to the extremities and obstinately resistant to treatment.

Acrodynia (ak-ro-din'e-a) [Gr. ἄκρον extremity + ὀδύνη pain]. An eruptive disease, marked by increased sensibility of the soles and palms, with pricking sensations in them, and rheumatoid pains in the hands and feet. There is an erythematous eruption, followed by exfoliation and brown pigmentation. It is also called *Epidemic erythema* and *Pedionalgia epidemica*.

Acro-esthesia (ak-ro-es-the'ze-ah) [Gr. ἄκρος extreme + αἴσθησις sensation]. 1. Increased sensitiveness. 2. Pain in the extremities.

Acrokinesia (ak-ro-kin-e'ze-ah) [Gr. ἄκρος extreme + κίνησις motion]. Abnormal mobility.

Acrolein (ak-ro'le-in) [L. *ac'er* acrid + *o'leum* oil]. A volatile oily liquid, C_3H_4O, from the decomposition of glycerol.

Acromania (ak-ro-ma'ne-ah) [Gr. ἄκρος extreme + μανία madness]. Extreme or violent mania.

Acromastitis (ak-ro-mas-ti'tis) [Gr. ἄκρον point + μαστός mamma]. Inflammation of the nipple.

Acromegalia, Acromegaly (ak-ro-meg-a'le-ah, ak-ro-meg'al-e) [Gr. ἄκρος extremity + μεγάλη great]. A chronic disease, characterized by enlargement of the bones and soft parts of the hands, feet, and face. The disease is often associated with hypertrophy of the pituitary body or with diseases of the thyroid gland. Called also *Marie's disease*.

Acromial (ak-ro'me-al). Pertaining to the acromion.

Acromicria (ak-ro-mik're-ah) [Gr. ἄκρος extremity + μικρός small]. A condition in which the extremities atrophy and become smaller.

Acromioclavicular (ak-ro''me-o-klav-ik'u-lar). Pertaining to the acromion and clavicle.

Acromiocoracoid (ak-ro''me-o-kor'ak-oid). Pertaining to the acromion and the coracoid process.

Acromiohumeral (ak-ro''me-o-hu'mer-al). Pertaining to the acromion and humerus.

Acromion (ak-ro'me-on) [Gr. ἄκρον point + ὦμος shoulder]. The outward extension of the spine of the scapula, forming the point of the shoulder.

Acromiothoracic (ak-ro''me-o-tho-ras'ik). Pertaining to the acromion and thorax.

Acromphalus (ak-rom'fal-us) [Gr. ἄκρον point + ὀμφαλός navel]. 1. Undue prominence of the navel: sometimes a sign of the approach of umbilical hernia. 2. The center of the navel.

Acronarcotic (ak-ro-nar-kot'ik). Both acrid and narcotic.

Acroneurosis (ak-ro-nu-ro'sis) [Gr. ἄκρον extremity + *Neurosis*]. Any neurosis of the extremities.

Acronyx (ak'ro-nix) [Gr. ἄκρον extremity + ὄνυξ nail]. An ingrowing nail.

Acroparalysis (ak-ro-par-al'is-is) [Gr. ἄκρον point + *Paralysis*]. Paralysis of the extremities.

Acroparesthesia (ak''ro-par-es-the'ze-ah) [Gr. ἄκρον extreme + *Paresthesia*]. 1. Extreme or marked paresthesia. 2. A disease marked by attacks of stiffness and numbness of the extremities, without pain or paralysis.

Acropathology (ak-ro-path-ol'o-je) [Gr. ἄκρον extreme + *Pathology*]. The pathology of disease affecting the extremities.

Acropathy (ak-rop'ath-e) [Gr. ἄκρον summit + πάθος disorder]. Any disease of the extremities.

Acrophobia (ak-ro-fo'be-ah) [Gr. ἄκρον summit + φόβος fear]. Morbid dread of being at a great height.

Acroposthitis (ak-ro-pos-thi'tis) [Gr. ἀκροποσθία prepuce]. Inflammation of the prepuce.

Acroscleroderma (ak''ro-skle-ro-der'mah). Same as *Sclerodactylia*.

Acrosome (ak'ro-sōm) [Gr. ἄκρον summit + σῶμα body]. The central portion of the sphere which marks the future anterior end of the spermatosome.

Acrosphacelus (ak-ro-sfas'el-us) [Gr. ἄκρον summit + σφάκελος gangrene]. Gangrene of the digits; acro-asphyxia.

Acrotic (ak-rot'ik) [Gr. ἄκρος extreme]. 1. Affecting the surface. 2. Pertaining to or affected with acrotism. See *Acrotism*.

Acrotism (ah'kro-tism) [Gr. α neg. + κρότος pulse]. Defect or failure of the pulse.

Acrotrophoneurosis (ak''ro-trof-o-nu-ro'sis). Trophoneurotic disturbance affecting the extremities.

Acrylaldehyd (ak-ril-al'de-hid). Same as *Acrolein*.

Actæa (ak-te'ah) [L.; Gr. ἀκτή elder]. A genus of ranunculaceous plants. See *Cimicifuga* and *Cohosh*.

Actinic (ak-tin'ik) [Gr. ἀκτίς ray]. Producing chemical action: used of rays of light beyond the violet of the spectrum.

Actinism (ak'tin-izm). [See *Actinic*.] The chemical property of light.

Actinium (ak-tin'e-um) [Gr. ἀκτίς ray]. A substance obtained in the ore of uranium and having radio-active properties.

Actinobacillosis (ak''tin-o-bas-il-o'sis). A disease of domestic animals in South America caused by a bacillus which forms radiating structures in the tissues.

Actinochemistry (ak''tin-o-kem'is-tre) [Gr. ἀκτίς ray + *Chemistry*]. Chemistry dealing with action of rays of light.

Actinocladothrix (ak''tin-o-klad'o-thrix). The streptothrix actinomyces.

Actinocutitis (ak''tin-o-ku-ti'tis) [Gr. ἀκτίς ray + *Cutitis*]. X-ray dermatitis.

Actinodermatitis (ak''tin-o-der-mat-i'tis). X-ray dermatitis.

Actinodiastase (ak''tin-o-di'as-tās). An enzyme found in the body of cœlenterate animals which performs the intracellular digestion characteristic of these animals.

Actinogram (ak-tin'o-gram). Same as *Skiagram*.

Actinograph (ak-tin'o-graf) [Gr. ἀκτίς ray + γράφειν to write]. Same as *Skiagraph*.

Actinography (ak-tin-og'raf-e). Same as *Skiagraphy*.

Actinolyte (ak-tin'o-līt). An apparatus for concentrating the rays of electric light, or for generating the ultra-violet rays.

Actinometer (ak-tin-om'et-er) [Gr. ἀκτίς ray + μέτρον measure]. An apparatus for measuring the penetrating power of the Röntgen rays.

Actinomycelial (ak''tin-o-mi-se'le-al). 1. Pertaining to the mycelium of an actinomyces. 2. Actinomycetic.

Actinomyces (ak-tin-om'e-sēz) [Gr. ἀκτίς ray + μύκης fungus]. A genus of parasitic fungi having a radiating arrangement of the mycelium. *A. bovis*, the ray-fungus, is the cause of actinomycosis. *A. farcinicus* is the same as *Streptothrix farcinica*. *A. madurae* is the same as *Streptothrix madurae*.

Actinomycetic (ak"tin-o-mi-set'ik). Of, or caused by, actinomyces.

Actinomycosis (ak"tin-o-mi-ko'sis) [Gr. ἀκτίς ray + μύκης fungus]. A chronic infectious disease of cattle, sometimes transmitted to man, caused by *Actinomyces bovis*, and characterized by the formation of lumpy tumors on the jaws and tongue. The disease is attended by loss of strength and weight, and by hectic fever, and the fungus may develop in the viscera, bone, and skin, as well as in the mouth and jaws.

Actinomycotic (ak"tin-o-mi-kot'ik). Pertaining to or affected with actinomycosis.

Actinotherapy (ak"tin-o-ther'ap-e) [Gr. ἀκτίς ray + θεραπεία treatment]. Treatment of disease by rays of light, especially actinic or chemical light.

Action (ak'shun) [L. *ac'tio*]. Any function or movement either of any part or organ or of the whole body. **After-a.**, the negative variation of the electric current continuing for a short time in a tetanized muscle. **A. of arrest**, inhibition. **Reflex a.**, any involuntary action produced by a stimulus that is conveyed to the nervous system and reflected to the periphery.

Active (ak'tiv). Characterized by action; not passive; not expectant.

Actol (ak'tol). Silver lactate, $AgC_3H_5O_3 + H_2O$, a white tasteless powder, soluble in 20 parts of water. It is used as an antiseptic in infectious diseases, sore throat, gonorrhea, etc., in 2 per cent. solution; also hypodermically in erysipelas in doses of $\frac{1}{6}$ gr. (0.01 gm.).

Acton (ak'ton). Ethyl orthoformate: used in whooping-cough.

Actual (ak'chu-al) [L. *actua'lis*]. Real; not potential.

Acuclosure (ak-u-klo'zhur). Arrest of hemorrhage by means of a needle.

Acufilopressure (ak-u-fi'lo-presh-er) [L. *a'cus* needle + *fi'lum* thread + *pressu'ra* pressure]. A combination of acupressure and ligation.

Acuity (ak-u'it-e) [L. *acu'itas* sharpness]. Acuteness or clearness, especially of the vision.

Acumeter (ak-oo'met-er). See *Acoumeter*.

Acuminate (ak-u'min-āt) [L. *acumina'tus*]. Sharp-pointed.

Acupressure, Acupression (ak'u-presh-er, ak'u-presh-un) [L. *a'cus* needle + *pres'sio* or *pressu'ra* pressure]. Compression of a bleeding vessel by inserted needles.

Acupuncture (ak-u-punk'tsher) [L. *a'cus* needle + *punctu'ra* a prick]. The insertion of needles into a part for the production of counterirritation.

Acus (a'kus) [L.]. A needle or needle-like process.

Acute (ak-ūt') [L. *acu'tus* sharp]. 1. Sharp; poignant. 2. Having a short and relatively severe course; not chronic.

Acutenaculum (ak-u-ten-ak'u-lum) [L.]. See *Needle-holder*.

Acutorsion (ak-u-tor'shun) [L. *a'cus* needle + *tor'sio* a twisting]. The twisting of an artery with a needle for the control of hemorrhage.

Acyanoblepsia (ah-si-an-o-blep'se-ah) [Gr. α priv. + κύανος blue + βλεψία vision]. Inability to distinguish blue tints.

Acyanopsia (ah-si-an-op'se-ah). Same as *Acyanoblepsia*.

Acyesis (ah-si-e'sis) [Gr. α priv. + κύησις pregnancy]. 1. Sterility in women. 2. Absence of pregnancy.

Acystia (ah-sis'te-ah) [Gr. α priv. + κύστις bladder]. Absence of the bladder.

Acystinervia, Acystineuria (ah-sis-tin-er've-ah, ah-sis-tin-u're-ah) [Gr. α neg. + κύστις bladder + L. *ner'vus* or Gr. νεῦρον nerve]. Lack of nerve-stimulus in the bladder.

Acystosporidia (ah-sis"to-spo-rid'e-ah) [Gr. α not + κύστις bladder + *Sporidia*]. A group or order of animal parasites nearly related to the hemosporida.

Ad. A Latin preposition, signifying *to*: much used as a prefix.

Ad., Add. An abbreviation for L. *ad'de*, add, or *adde'tur*, let there be added: used in writing prescriptions.

Adactylia, Adactylism (ah-dak-til'e-ah, ah-dak'-til-izm) [Gr. α priv. + δάκτυλος finger]. Congenital absence of fingers or toes.

Adactylous (ah-dak'til-us). Lacking fingers or toes, or both.

Adamantine (ad-am-an'tin). Pertaining to the enamel of the teeth.

Adamantinoma (ad"am-an-tin-o'mah). Same as *Adamantoma*.

Adamantoblast (ad-am-an'to-blast) [*Adamant* + Gr. βλαστός germ]. An enamel-cell; one of the cells from which the enamel of the teeth is developed. Called also *Ameloblast*.

Adamantoma (ad-am-an-to'mah). A tumor or new growth of enamel, called also *Cystadenoma adamantinum*, and *Epithelioma adamantinum*.

Adam's Apple. The projection at the forepart of the neck formed by the thyroid cartilage.

Adansonia (ad-an-so'ne-ah) [after *M. Adanson*, 1727–1806]. A genus of sterculiaceous trees. *A. digita'ta* is the baobab, a huge tree of Africa; found also in India: the leaves are febrifugal.

Adaptation (ad-ap-ta'shun) [L. *adapta're* to fit]. The normal power of the eye to adjust itself to variations in the intensity of light.

Adapter (ad-ap'ter). A device for connecting various parts of surgical instruments to each other.

Addephagia, Adephagia (ad-ef-a'je-ah) [Gr. ἄδδην, ἄδην enough + φαγεῖν to eat]. 1. Gluttony. 2. Insatiable hunger.

Addiment (ad'im-ent). The end-body of a toxin. See *End-body* under *Body*.

Addison's disease. See *Disease*.

Adducens oculi (ad-u'senz ok'u-li) [L.]. The internal rectus muscle of the eye. See *Rectus internus* in *Muscles, Table of*.

Adducent (ad-du'sent). Performing adduction.

Adduct (ad-ukt') [L. *addu'cere* to draw toward]. To draw toward a center or toward a median line.

Adduction (ad-uk'shun). The act of drawing toward a center or toward a median line.

Adductor (ad-uk'tor) [L.]. Any adducting muscle. See in *Muscles, Table of*.

Adelomorphous (ad-el-o-mor'fus) [Gr. ἄδηλος not evident + μορφή form]. Not having a clearly defined form. See *Cell*.

Adelphotaxy (ad-el'fo-tak-se) [Gr. ἀδελφός brother + τάξις arrangement]. The assumption by certain motile cells of a definite position and arrangement.

Adenalgia (ad-en-al'je-ah) [Gr. ἀδήν gland + ἄλγος pain]. Pain in a gland.

Adenase (ad'en-ās). An enzyme occurring in the spleen, pancreas, and liver, which converts adenin into hypoxanthin..

Adenasthenia (ad-en-as-the'ne-ah) [Gr. ἀδήν gland + α priv. + σθένος strength]. Deficient glandular activity. **A. gas'trica**, deficient glandular secretion in the stomach.

Adendric, Adendritic (ah-den'drik, ah-den-drit'ik) [Gr. α neg. + δένδρον tree]. Having no dendrons.

Adenectomy (ad-en-ek'to-me) [Gr. ἀδήν a gland + ἐκτομή excision]. Surgical removal of a gland.

Adenectopia (ad-en-ek-to'pe-ah) [Gr. ἀδήν gland + ἔκτοπος displaced]. Malposition or displacement of a gland.

Adenemphraxis (ad-en-em-frak'sis) [Gr. ἀδήν + ἐμφραξις stoppage]. Glandular obstruction.

Adenia (ad-e'ne-ah) [Gr. ἀδήν gland]. 1. A chronic affection marked by great enlargement of the lymphatic glands. See *Lymphoma*. 2. Same as *Pseudoleukemia*. **Leukemic a.**, adenia with leukemic state of the blood.

Adeniform (ad-en'if-orm) [Gr. ἀδήν gland + L. *for'ma* shape]. Resembling a gland.

Adenin (ad'en-in) [Gr. ἀδήν gland]. A non-poisonous leukomain, $C_5H_5N_5$, a decomposition-product of nuclein, found in the various glands, such as the kidneys, spleen, testicle, and other secreting glands. It occurs in the urine of leukocythemic patients. Adenin belongs to the uric-acid group of leukomains, and occurs in the form of pearly crystals. **A.-hypoxanthin**, a leukomain, $C_5H_5N_5 + C_5H_4N_4O$, being a compound of adenin and hypoxanthin.

Adenitis (ad-en-i'tis) [Gr. ἀδήν gland]. Inflammation of a gland.

Adenization (ad-en-iz-a'shun) [Gr. ἀδήν gland]. The assumption of an abnormal gland-like appearance; adenoid degeneration.

Adeno- [Gr. ἀδήν gland]. A prefix denoting relation to a gland or to glands.

Adenoblast (ad'en-o-blast) [Gr. ἀδήν gland + βλαστός germ]. 1. Any cell with a glandular or secretory function. 2. Any embryonic cell whence gland-tissue is derived.

Adenocarcinoma (ad"en-o-kar-sin-o'mah). A malignant or cancerous adenoma.

Adenocele (ad'en-o-sēl) [Gr. ἀδήν gland + κήλη tumor]. An adenomatous cystic tumor.

Adenocellulitis (ad"en-o-sel-u-li'tis). Inflammation of a gland and the cellular tissue around it.

Adenochondroma (ad"en-o-kon-dro'mah), pl. *adenochondro'mata*. Adenoma blended with chondroma.

Adenocyst (ad'en-o-sist) [Gr. ἀδήν gland + κύστις bladder]. A cyst developed from rudimentary structures.

Adenocystoma (ad"en-o-sis-to'mah). Adenoma with cystomatous elements.

Adenodynia (ad-en-o-din'e-ah) [Gr. ἀδήν gland + ὀδύνη pain]. Pain in a gland.

Adenofibroma (ad"en-o-fi-bro'mah). Adenoma blended with fibroma.

Adenofibrosis (ad"en-o-fi-bro'sis). Fibroid degeneration of a gland, usually due to botryomycosis.

Adenography (ad-en-og'raf-e) [Gr. ἀδήν gland + γράφειν to write]. A treatise on the glands.

Adenohypersthenia (ad"en-o-hi-per-sthe'ne-ah) [Gr. ἀδήν gland + ὑπέρ over + σθένος strength]. Excessive glandular activity. **A. gas'trica**, excessive glandular secretion in the stomach.

Adenoid (ad'en-oid) [Gr. ἀδήν gland + εἶδος form]. 1. Resembling a gland. 2. In the plural, hypertrophy of the adenoid tissue that normally exists in the nasopharynx of children and is known as the pharyngeal tonsil.

Adenoidectomy (ad-en-oi-dek'to-me) [*Adenoid* + Gr. ἐκτομή excision]. Excision of adenoid growths.

Adenoiditis (ad-en-oi-di'tis). Inflammation of an adenoid.

Adenolipoma (ad"en-o-lip-o'mah). Adenoma combined with lipoma.

Adenolipomatosis (ad"en-o-lip-o-mat-o'sis). A condition in which multiple lipomas develop in the neck, axilla, and groin.

Adenologaditis (ad"en-o-log-ad-i'tis) [Gr. ἀδήν gland + λογάδες eyes]. 1. Ophthalmia neonatorum. 2. Inflammation of the glands of the eyes and conjunctiva.

Adenology (ad-en-ol'o-je) [Gr. ἀδήν gland + λόγος discourse]. The sum of knowledge with regard to the glands.

Adenolymphocele (ad"en-o-lim'fo-sēl) [Gr. ἀδήν gland + *Lymphocele*]. Fatty infiltration along the lines of the lymphatic vessels.

Adenolymphoma (ad"en-o-lim-fo'mah). Adenoma of a lymph-organ.

Adenoma (ad-en-o'mah), pl. *adeno'mata* [Gr. ἀδήν gland + -ωμα tumor]. A benign tumor with a gland-like structure or appearance. **A. des'truens**, a malignant adenoma in the walls of the stomach. **Malignant a.**, adenoid cancer. **Racemose a.**, an adenoma whose structure resembles that of a racemose gland. **A. seba'ceum**, a neoplastic growth of the face, containing a mass of sebaceous glands and forming a reddish-yellow collection of papules. It is frequently associated with mental deficiency. **A. sim'plex**, simple hyperplasia of a gland. **Tubular a.**, an adenoma formed on the type of a tubular gland.

Adenomalacia (ad"en-o-mal-a'se-ah) [Gr. ἀδήν gland + μαλακία softness]. Softening of a gland.

Adenomatome (ad-en-o'mah-tōm) [*Adenoma* + Gr. τομή cut]. A kind of scissors used in removing adenoid and adenomatous growths.

Adenomatosis (ad-en-o-mat-o'sis). The condition in which a glandular tissue becomes the seat of exuberant adenomatous growths.

Adenomyofibroma (ad"en-o-mi-o-fi-bro'mah). A fibroma containing adenomatous and myomatous tissue.

Adenomyoma (ad"en-o-mi-o'mah). Adenoma combined with myoma.

Adenomyxoma (ad"en-o-mik-so'mah). Adenoma blended with myxoma.

Adenomyxosarcoma (ad"en-o-mik"so-sar-ko'-mah). Myxosarcoma of a gland, or blended with adenoma.

Adenoneure (ad'en-o-nūr) [Gr. ἀδήν gland + *Neuron*]. A neuron controlling glandular action.

Adenopathy (ad-en-op'ath-e) [Gr. ἀδήν gland + πάθος disease]. Any disease of the glands, especially of the lymphatic glands.

Adenopharyngitis (ad"en-o-far-in-ji'tis) [Gr. ἀδήν gland + φάρυγξ pharynx]. Inflammation of the tonsils and pharynx.

Adenophlegmon (ad"en-o-fleg'mon) [Gr. ἀδήν gland + *Phlegmon*]. Phlegmonous adenitis.

Adenophthalmia (ad"en-of-thal'me-ah) [Gr. ἀδήν gland + ὀφθαλμός eye]. Inflammation of the Meibomian glands.

Adenosarcoma (ad"en-o-sar-ko'mah). Sarcoma of a gland, or adenoma with sarcomatous elements. **Embryonal a.**, a congenital growth of the kidney or suprarenal body of very complex stucture, resembling a sarcoma.

Adenosarcorhabdomyoma (ad"en-o-sar'ko-rab"-do-mi-o'mah) [Gr. ἀδήν gland + σάρξ flesh + ῥάβδος rod + μῦς muscle]. A tumor made up of elements of adenoma, sarcoma, and rhabdomyoma.

Adenosclerosis (ad″en-o-skle-ro′sis) [Gr. ἀδήν gland + σκλήρωσις hardening]. The hardening of a gland.

Adenosis (ad-en-o′sis). Any disease of a gland or set of glands.

Adenotome (ad′en-o-tōm) [Gr. ἀδήν gland + τομή cutting]. An instrument for cutting glands.

Adenotomy (ad-en-ot′o-me) [Gr. ἀδήν gland + τέμνειν to cut]. The anatomy, incision, or dissection of glands.

Adenotyphus (ad-en-o-ti′fus) [Gr. ἀδήν gland + *Typhus*]. Typhus fever in which the lesions appear chiefly in the mesenteric glands and spleen.

Adephagia. See *Addephagia.*

Adeps (ad′eps), gen. *ad′ipis* [L. "lard"]. Hogs' lard; axungia. **A. anseri′nus,** goose-grease. **A. benzoina′tus,** benzoinated lard; lard containing 2 per cent. of benzoin. **A. lan′æ,** wool-fat or lanolin. **A. lan′æ hydro′sis,** hydrous or purified wool-fat. **A. ovil′lus,** sheep's suet or tallow. **A. suil′lus,** hogs' lard.

Adeps (ad′eps), gen. *ad′ipis* [L. "lard"]. Hogs' lard; axungia. **A. anseri′nus,** goose-grease. **A. benzoina′tus,** benzoinated lard; lard containing 1 per cent. of benzoic acid or 2 per cent. of benzoin. **A. lan′æ,** wool-fat, or lanolin. **A. lan′æ hydro′sus,** hydrous or purified wool-fat. **A. ovil′lus,** sheep's suet, or tallow. **A. suil′lus,** hogs' lard.

Adermia (ah-der′me-ah) [Gr. α priv. + δέρμα skin]. Congenital defect or absence of the skin.

Adermogenesis (ah-der-mo-jen′es-is) [Gr. α neg. + δέρμα skin + γένεσις origin]. Imperfect development of the skin.

Adhatoda (ad-hat-o′dah). A genus of plants. The leaves of *A. justi′cia* or *A. vesi′ca* are used in asthma, either by smoking in cigarettes or internally in powder or tincture. Dose of powder, 10 gr. (0.65 gm.).

Adhesion (ad-he′zhun) [L. *adhæ′sio,* from *adhæ′rere* to stick to]. 1. The abnormal joining of parts to each other. 2. Any band or patch by which parts abnormally cohere. **Primary a.,** healing by the first intention. **Secondary a.,** healing by the second intention.

Adhesive (ad-he′siv). 1. Sticking or adhering closely. 2. Characterized by adhesion of contiguous parts.

Adhesol (ad-he′sol). A surgical dressing similar to collodion. It contains copal, benzoin, tolu balsam, thyme oil, alpha-naphtol, and ether.

Adiantum (ad-e-an′tum) [Gr. α priv. + διαίνειν to moisten]. A genus of ferns; popularly called maidenhair: pectoral demulcents.

Adiaphoresis (ah-di-af-o-re′sis) [Gr. α neg. + διαφορεῖν to perspire]. Deficiency or absence of the perspiration.

Adiapneustia (ah-di-ap-nūs′te-ah) [Gr. α neg. + διαπνεῖν to breathe through]. Absence or diminution of the perspiration; anhidrosis.

Adiemorrhysis, Adiæmorrhysis (ah-di-em-or′is-is) [Gr. α not + διά through + αἷμα blood + ῥῦσις flow]. Stoppage of circulation of blood.

Adipic (ad-ip′ik) [L. *ad′eps* fat]. Pertaining to fat.

Adipocele (ad′ip-o-sēl) [L. *ad′eps* fat + Gr. κήλη hernia]. A hernia containing fat or fatty tissue.

Adipocellular (ad″ip-o-sel′u-lar). Composed of connective tissue and fat.

Adipocere (ad′ip-o-sēr) [L. *ad′eps* fat + *ce′ra* wax]. A peculiar waxy substance formed by the decomposition of animal bodies, and seen especially in human bodies buried in moist places. It consists principally of fatty acids. Called also *Grave wax.*

Adipofibroma (ad″ip-o-fib-ro′mah), pl. *adipofibro′mata.* Adipoma with fibrous elements.

Adipogenous (ad-ip-oj′en-us) [L. *ad′eps* fat + *gig′nere* to beget]. Producing fat or fatness.

Adipolysis (ad-ip-ol′is-is) [L. *ad′eps* fat + Gr. λύσις solution]. The digestion or hydrolysis of fats.

Adipolytic (ad-ip-o-lit′ik). Effecting the digestion of fats.

Adipoma (ad-ip-o′mah), pl. *adipo′mata.* Same as *Lipoma.*

Adipometer (ad-ip-om′et-er). An instrument for measuring the thickness of the skin.

Adipose (ad′ip-ōs) [L. *adipo′sus* fatty]. Of a fatty nature; fatty; fat.

Adiposis (ad-ip-o′sis) [L. *ad′eps* fat]. 1. Obesity or corpulence. 2. Fatty degeneration. **A. doloro′sa,** a disease accompanied by painful localized fatty swellings and by various nerve-lesions. The disease is usually seen in women, and may cause death from pulmonary complications. **A. hepat′ica,** fatty infiltration or degeneration of the liver.

Adiposuria (ad-ip-o-su′re-ah) [L. *ad′eps* fat + Gr. οὖρον urine]. The occurrence of fat in the urine; lipuria.

Adipsia (ah-dip′se-ah) [Gr. α priv. + δίψα thirst]. Absence of thirst, or abnormal avoidance of drinking.

Aditus (ad′it-us) [L.]. An entrance or approach. **A. ad an′trum,** the recess which lodges the head of the malleus and the greater part of the incus. **A. ad infundib′ulum,** the passage from the third ventricle to the infundibulum cerebri. **A. laryn′gis,** the aperture of the larynx.

Adjustment (ad-just′ment). The mechanism for raising and lowering the tube of a microscope. **Absolute a.,** the accommodation of either eye separately.

Adjuvant (ad′ju-vant) [L. *ad′juvans* aiding]. 1. Assisting other remedies. 2. An auxiliary remedy.

Ad lib. L. *ad lib′itum* at pleasure.

Admaxillary gland (ad-mak′sil-a-re). See *Gland.*

Adnata (ad-na′tah). See *Tunica adnata.*

Adnephrin (ad-nef′rin). A principle derived from the suprarenal gland: and used as a hemostatic in 1: 1000 solutions.

Adneural (ad-nu′ral) [L. *ad* near + Gr. νεῦρον nerve]. Situated near a nerve.

Adnexa (ad-nek′sah) [L. pl.]. Appendages or adjunct parts. **A. oc′uli,** the lacrimal apparatus and other appendages of the eye. **A. u′teri,** the ovaries and oviducts.

Adnexopexy (ad-nek′so-pek-se) [L. *Adnexa* + Gr. πῆξις fixation.] The operation of elevating and fixing the Fallopian tube and ovary to the abdominal wall.

Adnexitis (ad-nek-si′tis). Inflammation of the adnexa uteri.

Adolescence (ad-o-les′ens) [L. *adolescen′tia*]. Youth; period between puberty and maturity.

Adonidin (ad-on′id-in). A poisonous glucosid, $C_{21}H_{40}O_9$, from *Ado′nis verna′lis.* It is an amorphous powder, and is used as a heart-tonic and diuretic: not unlike digitalin in its effects. Dose, ¼–½ gr. (0.0075–0.015 gm.).

Adonin (ad-o′nin). A glucosid, $C_{20}H_{40}O_9$, from *Ado′nis amuren′sis,* a plant of Asia: used like adonidin, but in somewhat larger doses.

Adonis (ad-o′nis) [L.]. A genus of poisonous ranunculaceous plants, natives of Europe, Asia, and Africa. **A. æstiva′lis** and **A. verna′lis** are valuable cardiac stimulants. Dose of fluid extract, 1–2 min. (0.066–0.132 c.c.); of tincture, 10–30 min. (0.66–2 gm.).

Adrenal (ad-re′nal) [L. *ad* near + *ren* kidney]. A suprarenal capsule.

Adrenalectomy (ad-re-nal-ek′to-me) [*Adrenal* + Gr. ἐκτομή excision]. Excision of the suprarenal bodies.

Adrenalin (ad-re-nal′in). A crystalline extract from the adrenal gland. It is a vasomotor stimulant and hemostatic. Its hydrochlorid is used locally in a 1: 10000 to 1: 1000 solution in conjunctivitis, iritis, coryza, hay-fever, etc., and is applied to mucous surfaces before operation to prevent bleeding. It is given internally as a cardiac stimulant. Dose, 5–30 min. (0.333–2.00 c.c.). **A. inhalant,** a neutral oily solution of adrenalin chlorid for application to mucous membranes.

Adrenalitis, Adrenitis (ad-re-nal-i′tis, ad-re-ni′tis). Inflammation of the adrenals.

Adrenoxin (ad-re-nox′in). A substance supposed to give blood-plasm, its oxidizing powers being formed in the lungs by combination of oxygen with the internal secretion of the adrenals.

Adrin (ad′rin). Epinephrin hydrate, an active principle of the suprarenal gland: hemostatic and vasomotor stimulant.

Adrue (ad′ru-e). The *Cype′rus articula′tus,* a grass-like plant of the West Indies, with a tonic, antiemetic, and anthelmintic root. Dose of fluid extract, 10–30 min. (0.666–2 c.c.).

Adsorption (ad-sorp′shun) [L. *ad* to + *sor′bere* to suck]. The property possessed by certain substances of taking up a liquid into their pores.

Adsternal (ad-ster′nal). Situated near the sternum.

A D Te. Symbol for tetanic contraction produced by an application of the positive pole with the circuit closed.

Advancement (ad-vans′ment). Surgical detachment, as of a muscle or tendon, followed by reattachment at an advanced point; chiefly an operation for strabismus. The round ligaments of the uterus have been sometimes advanced for retrodisplacement. **Capsular a.,** the artificial attachment of a part of Tenon's capsule in such a way as to draw forward the insertion of an ocular muscle.

Adventitia (ad-ven-tish′e-ah) [L.]. The outer coat of an artery. See *Artery.*

Adventitious (ad-ven-tish′us) [L. *ad* to + *veni′re* to come]. 1. Accidental or acquired; not natural or hereditary. 2. Found out of the normal or usual place.

Adynamia (ad-in-a′me-ah) [Gr. α priv. + δύναμις might]. Lack or loss of the normal or vital powers.

Adynamic (ad-in-am′ik). Characterized by adynamia; asthenic.

Ædœocephalus (ed-e-o-sef′al-us) [Gr. αἰδοῖα genitals + κεφαλή head]. A monster-fetus with no mouth, nose like a penis, and but one eye-orbit.

Ægle (e′gle). See *Bael.*

Ægophony (e-gof′o-ne), and other words beginning with Æ, see *Egophony,* etc.

Aerated (a′er-a-ted) [L. *aera′tus*]. 1. Charged with air. 2. Charged with carbon dioxid.

Aeration (a-er-a′shun) [L. *a′er* air]. 1. The arterialization of the venous blood in the lungs. 2. The charging of a liquid with carbon dioxid gas.

Aerendocardia (a″er-en-do-kar′de-ah) [Gr. ἀήρ air + ἔνδον in + καρδία heart]. The presence of gas or air within the heart.

Aerenterectasia (a″er-en-ter-ek-ta′ze-ah) [Gr. ἀήρ air + ἔντερον intestine + ἔκτασις distention]. Distention of the intestines with air or gas.

Aerhemoctonia (a″er-hem-ok-to′ne-ah) [Gr. ἀήρ air + αἷμα blood + κτόνος killing]. Death caused by air in the veins.

Aerial (a-e′re-al). Pertaining to the air.

Aeriferous (a-er-if′er-us) [L. *a′er* air + *fer′re* to bear]. Conveying air.

Aeriform (a-er′if-orm) [L. *a′er* air + *for′ma* form]. Like the air; gaseous.

Aerobia (a-er-o′be-ah), pl. of *aëro′bion* [Gr. ἀήρ air + βίος life]. Bacteria or microphytes which require air or free oxygen. **Facultative a.,** microorganisms which normally do not grow in the presence of oxygen, but which, under certain circumstances, acquire the power of living in it. **Obligate a.,** organisms which always need oxygen in order to live.

Aerobic, Aerobiotic (a-er-o′bik, a″er-o-bi-ot′ik). Growing only in air or free oxygen.

Aerobioscope (a-er-o-bi′o-skōp) [Gr. ἀήρ air + βίος life + σκοπεῖν to view]. An apparatus for analyzing the bacterial composition of air.

Aerobiosis (a″er-o-bi-o′sis). The condition of being aerobiotic.

Aerocele (a′er-o-sēl) [Gr. ἀήρ air + κήλη tumor]. A tumor formed by air filling an adventitious pouch, such as laryngocele and tracheocele.

Aerocolpos (a″er-o-kol′pos) [Gr. ἀήρ air + κόλπος vagina]. Distention of the vagina with air or gas.

Aerocystoscope (a-er-o-sis′to-skōp). Same as *Aerourethroscope.*

Aerocystoscopy (a″er-o-sis-tos′ko-pe) [Gr. ἀήρ air + κύστις bladder + σκοπεῖν to inspect]. Examination of the bladder with the aerourethroscope.

Aerodermectasia (a″er-o-der-mek-ta′ze-ah) [Gr. ἀήρ air + δέρμα skin + ἔκτασις extension]. Subcutaneous or surgical emphysema.

Aerodynamics (a″er-o-di-nam′iks) [Gr. ἀήρ air + δύναμις power]. The science of gases in motion.

Aerogen (a′er-o-jen). An aerogenic or gas-producing bacterium.

Aerogenesis (a″er-o-jen′es-is) [Gr. ἀήρ air + γένεσις formation]. Gas-production.

Aerogenic (a″er-o-jen′ik). Producing or forming gas.

Aerohydropathy (a″er-o-hi-drop′ath-e) [Gr. ἀήρ air + ὕδωρ water + πάθος disease]. The therapeutic use of air and water.

Aerohydrotherapy (a″er-o-hi-dro-ther′ap-e) [Gr. ἀήρ air + ὕδωρ water + θεραπεία treatment]. The therapeutic use of air and water.

Aeromicrobe (a″er-o-mi′krōb) [Gr. ἀήρ air + μικρός small + βίος life]. Any aerobic microörganism.

Aeropathy (a-er-op′ath-e) [Gr. ἀήρ air + πάθος disease]. The condition frequently seen in persons exposed to greatly altered vasometric pressure; caisson disease.

Aeroperitonia (a″er-o-per-it-o′ne-ah) [Gr. ἀήρ air + *Peritoneum*]. Air or gas in the peritoneum.

Aerophagy, Aerophagia (a-er-of′aj-e, a″er-o-fa′je-ah) [Gr. ἀήρ air + φάγειν to eat]. Spasmodic swallowing of air, followed by eructations: seen in hysteria.

Aerophobia (a-er-o-fo′be-ah) [Gr. ἀήρ air + φόβος fear]. 1. Morbid dread of drafts of air. 2 A form of rabies marked by extreme dread of currents of air.

Aerophore (a'er-o-fōr) [Gr. ἀήρ air + φέρειν to carry]. A device used in inflating with air the lungs of stillborn children.

Aerophyte (a'er-o-fīt) [Gr. ἀήρ air + φυτόν plant]. An air plant; any microbe or other plant-organism that derives its sustenance from the air.

Aeroplethysmograph (a''er-o-pleth-iz'mo-graf) [Gr. ἀήρ air + πληθυσμός enlargement + γράφειν to record]. An apparatus for registering the amount of air respired.

Aeropleuria (a-er-o-plu're-ah) [Gr. ἀήρ air + πλευρά side]. Same as *Pneumothorax*.

Aeroporotomy (a''er-o-po-rot'o-me) [Gr. ἀήρ air + πόρος passage + τομή cutting]. Operation of letting air into the air-passages, as by intubation or tracheotomy.

Aeroscope (a'er-o-skōp) [Gr. ἀήρ air + σκοπεῖν to inspect]. An instrument for the microscopic examination of the air in respect of its purity.

Aerostatics (a-er-o-stat'iks) [Gr. ἀήρ air + στατικός causing to stand]. The science of gases in equilibrium.

Aerotaxis (a''er-o-taks'is) [Gr. ἀήρ air + τάσσειν to arrange]. The attractive and repellant influence exercised by oxygen on aerobic and anaerobic bacteria respectively.

Aerotherapeutics, Aerotherapy (a''er-o-ther-ap-u'tiks, a''er-o-ther'ap-e) [Gr. ἀήρ air + θεραπεία treatment]. The use of air in treating diseases.

Aerothermotherapy (a''er-o-ther''mo-ther'ap-e) [Gr. ἀήρ air + θέρμη heat + θεραπεία treatment]. Treatment with currents of hot air.

Aerothorax (a-er-o-tho'rax) [Gr. ἀήρ air + θῶραξ chest]. Same as *Pneumothorax*.

Aerotonometer (a''er-o-to-nom'et-er) [Gr. ἀήρ air + τόνος tone + μέτρον measure]. An instrument for measuring the tension of the gases in the blood.

Aerotympanal (a-er-o-tim' pan-al) [L. *a'er* air + *tym'panum* drum]. Performed by the agency of the air and the tympanum.

Aero-urethroscope (a''er-o-u-rēth'ro-skōp) [Gr. ἀήρ air + *Urethroscope*]. A urethroscope by which the urethra is dilated with air before inspection.

Aero-urethroscopy (a''er-o-u-reth-ros'ko-pe). The inspection of the urethra by means of the aëro-urethroscope.

Aerozol (a-er'o-zol). An essential oil containing 25 parts of ozone.

Aerteriversion (a-er''ter-iv-er'shun) [Gr. ἀήρ air + τηρεῖν to hold + L. *ver'sio* turning]. Surgical eversion of the ends of a bleeding artery for the arrest of hemorrhage.

Aerteriverter (a-er''ter-iv-er'ter). An instrument for use in aerteriversion.

Æs-, Æt-. For words thus beginning, see those beginning *Es-, Et-*.

Æsthesioneurosis. See *Esthesioneurosis*.

Æther (e'ther). See *Ether*.

Æthylis (eth'il-is). See *Ethyl*.

Afebrile (ah-feb'ril). Without symptoms of fever.

Afetal (ah-fe'tal). Without a fetus.

Affection (af-ek'shun). A morbid condition or diseased state.

Afferent (af'er-ent) [L. *ad* to + *fer're* to carry]. Centripetal or esodic; conveying from the periphery to the center.

Afferentia (af-er-en'she-ah) [L.]. 1. Any afferent vessels, whether blood- or lymph-vessels. 2. The lymph-vessels in general.

Affinity (af-in'it-e) [L. *affin'itas* relationship]. 1. Inherent likeness or relationship. 2. Chemical attraction. **Chemic a.**, the force that unites atoms of different substances. **Elective a.**, that force by which a substance chooses or elects to unite with one substance rather than with another.

Afflux, Affluxion (af'luks, af-luk'shun) [L. *afflux'us, afflux'io*]. The rush of blood to a part.

Affusion (af-u'zhun) [L. *affu'sio*]. The pouring of water upon a part or upon the body for reducing fever or correcting nervous symptoms.

Afral (af'ral). A crystalline substance used as a preservative for wine, beer, cider, etc.

African lethargy (af'rik-an). A severe disease endemic in Africa, affecting chiefly native blacks. It is marked by somnolence, emaciation, sometimes edema and gland-enlargement, and generally some signs of meningeal inflammation. It is thought to be due to the presence of trypanosomes in the cerebrospinal fluid. Also called *Negro lethargy, Sleeping dropsy, Sleeping sickness* and *Nelavan*.

Afrodyn (af'ro-din). A proprietaray phrodisiac said to be a tincture of moyrapuama.

Aftannin (af'tan-in). A brownish liquid used in veterinary medicine, and said to be an infusion of herbs with glycerin and formaldehyd.

After-birth (af'ter-berth). The structure, consisting of the placenta and membranes, cast from the uterus after the birth of the child.

After-brain (af'ter-brān). See *Metencephalon*.

After-cataract (af-ter-kat'ar-akt). See *Cataract*.

After-image (af'ter-im-aj). A visual impression lasting after the image proper has ceased to be visible. A *positive* after-image is one in which the bright parts of the appearance remain bright, the dark parts dark. In a *negative* after-image the bright parts appear dark and the dark parts bright.

After-pains (af'ter-pānz). The pains felt after the birth of the child, due to the contraction of the uterus.

After-sensation (af''ter-sen-sa'shun). A sensation lasting after the stimulus that produced it has been removed.

After-sound (af'ter-sownd). The hearing of sound after the cessation of the vibration that produced it.

After-taste (af'ter-tāst). A taste continuing after the substance producing it has been removed.

After-vision (af'ter-vizh''on). The perception of an after-image.

Agalactia (ah-gal-ak'she-ah) [Gr. α neg. + γάλα milk]. Absence or failure of the secretion of milk.

Agal-agal (ah''gal-ah'gal). Same as *Agar-agar*.

Agamogenesis (ah-gam-o-jen'es-is) [Gr. α priv. + γάμος marriage + γένεσις birth]. Reproduction without sexual congress.

Agar, Agar-agar (ag'ar, ag'ar-ag'ar) [*Sinhalese*]. A glue-like substance prepared from certain varieties of Asiatic seaweed: used in preparing suppositories and in making culture-media for bacterial work.

Agaric (ag-ar'ik) [Gr. ἀγαρικόν]. 1. Any mushroom; more especially any species of *Agar'icus* 2. The tinder or punk prepared from dried mushrooms. **Fly a.**, a poisonous species used like white agaric. **Purging** or **White a.** is the *Polypo'rus officina'lis*, a spongy mass growing on larch trees. It is used to check excessive secretion, as in the night-sweats of phthisis, bronchorrhea, and diarrhea. Dose, 3–10 gr. (0.2–0.65 gm.). **Surgeon's a.** is the *Polyp'orus officina'lis* from beech and oak trees: used as a hemostatic.

Agaricin (ag-ar'is-in). 1. A poisonous principle, $C_{14}H_{48}O_2$, from white agaric, *Polyp'orus officina'lis*, useful in the night-sweats of tuberculosis. Dose, $\frac{1}{24}$–$\frac{1}{6}$ gr. (0.0027–0.011 gm.). 2. An impure extract of white agaric; used like true agaricin. Dose, $\frac{1}{12}$–$\frac{1}{6}$ gr. (0.0054–0.011 gm.).

Agastric (ah-gas'trik) [Gr. α neg. + γαστήρ stomach]. Having no alimentary canal.

Agastroneuria (ah-gas-tro-nu're-ah) [Gr. α neg. + γαστήρ stomach + νεῦρον nerve]. Defective nervous tone in the stomach.

Agathin (ag'ath-in) [Gr. ἀγαθός good]. A greenish-white, crystalline compound, $C_6H_4(OH)$-$CHN.N(CH_3)C_6H_5$, of salicyl and methylphenyl-hydrazin. It is insoluble in water, but soluble in ether and alcohol: it is used, like salicylic acid, in neuralgia and rheumatism. Dose, 8–10 gr. (0.52–0.65 gm.). Called also *Cosmin*.

Agave (ag-a've) [L.; Gr. ἀγανή noble]. A genus of amaryllidaceous plants. *A. america'na* and other species afford an alterative, laxative, and diuretic juice, from which *pulque* (q. v.) is prepared in Mexico. Dose of fresh juice, 2 fl. oz. (60 c.c.); of fluid extract, 30–60 min. (2–4 c.c.).

Agenesia, Agenesis (ah-jen-e'se-ah, ah-jen'es-is) [Gr. α priv. + γένεσις generation]. 1. Defective development or absence of parts. 2. Sterility or impotence.

Agenosomia (ah-jen-o-so'me-ah). Monstrosity of the kind exemplified by the agenosomus.

Agenosomus (ah-jen-o-so'mus) [Gr. α priv. + γεννᾶν to beget + σῶμα body]. A monster-fetus with no genitals, or rudimentary ones, and eventration of the lower part of the abdomen.

Agent (a'jent) [L. *a'gens* acting]. Any power, principle, or substance capable of acting upon the organism, whether curative, morbific, or other.

Ageusia, Ageustia (ah-gu'se-ah, ah-gūs'te-ah) [Gr. α neg. + γεῦσις taste]. Lack or absence of the sense of taste.

Agger nasi (ag'er na'si) [L. "ridge of the nose"]. An elevation at the anterior free margin of the middle turbinated bone.

Agglomerate, Agglomerated (ag-lom'er-āt, ag-lom'er-a-ted) [L. *agglomera'tus*, from *ad* together + *glo'mus* mass]. Crowded into a mass.

Agglutinant (ag-lu'tin-ant) [L. *agglu'tinans* gluing]. 1. Promoting repair by adhesion. 2. A plaster or gluey application which holds parts together during the process of healing.

Agglutination (ag-lu-tin-a'shun) [L. *agglutina'tio*]. 1. The action of an agglutinant substance. 2. A process of union in the healing of a wound. **Immediate a.**, healing by the first intention. **Mediate a.**, healing by the formation of plastic material.

Agglutinative (ag-lu'tin-a-tiv). Same as *Agglutinant*.

Agglutinin (ag-lu'tin-in). A substance formed in the blood as a result of infection and capable of causing agglutination or coherence of the bacteria that produced the infection. Called also *Paralysin*. Cf. *Widal test* under *Test*.

Agglutinogen (ag-lu-tin'o-jen). The agglutinable substance present in bacteria which when introduced into the animal body stimulates the latter to form agglutinin.

Agglutinoid (ag-lu'tin-oid). An agglutinin in which the zymotoxic group is weakened or destroyed.

Agglutogenic (ag-lu-to-jen'ik). Causing the formation of agglutinins.

Agglutometer (ag-lu-tom'et-er). An apparatus for performing the Guber-Widal test without the use of a microscope.

Aggregate, Aggregated (ag'reg-āt, ag'reg-a-ted) [L. *aggrega'tus*, from *ad* to + *grex* flock]. Crowded or clustered together.

Aggressin (ag-res'in). A substance supposed to exist in the body of a supertuberculized (or otherwise infected) animal and to hasten or make aggressive the action of the bacilli.

Aghara (ag-hah'rah). A diuretic and astringent compound used in dropsy, diarrhea, dysentery, etc. Dose of infusion, 1½-2 fl. oz. (50-60 c.c.)

Aglaukopsia (ah-glaw-kop'se-ah) [Gr. α priv. + γλαυκός green + ὄψις vision]. Green-blindness.

Aglobulia (ah-glo-bu'le-ah) [Gr. α not + L. *glob'ulus* globule]. Decrease in the proportion of red blood-corpuscles.

Aglossia (ah-glos'e-ah) [Gr. α priv. + γλῶσσα tongue]. 1. Congenital absence of the tongue. 2. Absence of the power of speech.

Aglossostomia (ah-glos-o-sto'me-ah) [Gr. α neg. + γλῶσσα tongue + στόμα mouth]. Absence of the tongue and closure of the mouth.

Agmatology (ag-mat-ol'o-je) [Gr. ἀγμός fracture + λόγος treatise]. The sum of what is known regarding fractures.

Agminate, Agminated (ag'min-āt, ag'min-a-ted) [L. *ag'men* a group]. Clustered.

Agnail (ag'nāl). See *Hangnail*.

Agnathia (ag-na'the-ah) [Gr. α neg. + γνάθος jaw]. Congenital absence of a jaw.

Agnin (ag'nin) [L. *ag'nus* lamb]. A wool-fat preparation used as an ointment base.

Agnosia (ag-no'se-ah) [Gr. α not + γνοσία perception]. Loss of the power to recognize persons or things seen, although the power of perception is unimpaired.

Agnus castus (ag'nus kas'tus) [L. "chaste lamb"]. The chaste-tree, *Vi'tex ag'nus cas'tus*: said to be anaphrodisiac. Its present use is chiefly homeopathic.

Agomphiasis (ag-om-fi'a-sis) [Gr. α neg. + γομφίος tooth]. Looseness of the teeth.

Agonal (ag'o-nal). Pertaining to the death-agony.

Agoniadin (ag-o-ni'ad-in). A glucosid from *Plume'ria suc'cuba*: used in intermittent fever. Dose, 2–4 gr. (0.13–0.26 gm.).

Agony (ag'o-ne) [Gr. ἀγωνία]. 1. Severe pain or extreme suffering. 2. The death-struggle.

Agopyrin (ag-o-pi'rin). A proprietary remedy for influenza, said to contain salipyrin, ammonium chlorid, and cinchonin sulphate.

Agoraphobia (ag-o-raf-o'be-ah) [Gr. ἀγορά marketplace + φόβος fear]. A feeling of fear at the thought of being alone in a large open space.

Agraffe (ag-raf') [F.]. A clamp-like instrument for keeping together the edges of the wound in operation for harelip.

Agrammatism (ag-ram'at-izm) [Gr. ἀγράμματος unlettered]. Inability to utter words in their correct sequence.

Agraphia (ah-graf'e-ah) [Gr. α priv. + γράφειν to write]. Inability to express thoughts in writing, due to a central lesion. **Absolute a., Literal a.**, loss of the power to form even single letters. **Acoustic a.**, loss of the power of writing from dictation. **A. amnemon'ica**, agraphia in which letters and words can be written, but not so arranged as to express any idea. **A. atac'tica**, absolute agraphia. **Jargon a.**, agraphia in which the patient can write, but forms only senseless combinations of letters. **Motor a.**, a. due to motor incoördination. **Musical a.**, loss of the power to write musical symbols. **Optic a.**, agraphia in which the patient cannot copy writing, but can write from dictation. **Verbal a.**, ability to form letters, but not to write words.

Agraphic (ah-graf'ik). Pertaining to, affected with, or of the nature of, agraphia.

Agremia (ag-re'me-ah) [Gr. ἄγρα seizure + αἷμα

blood]. That condition of the blood which characterizes gout.

Agria (ag're-ah) [L.; Gr. ἄγριος wild]. An obstinate pustular eruption.

Agrimony (ag'rim-o-ne). The *Agrimo'nia eupato'ria*, a rosaceous plant: astringent and tonic. Dose in substance, 30–60 gr. (2–4 gm.); of fluid extract, 30–120 min. (2–8 c.c.).

Agriothymia (ag-re-o-thim'e-ah) [Gr. ἄγριος wild + θυμός mind]. Insane ferocity.

Agromania (ag-ro-ma'ne-ah) [Gr. ἀγρός field + μανία madness]. Insane passion for solitude, or for wandering in the fields.

Agrypnia (ah-grip'ne-ah) [Gr. ἄγρυπνος sleepless]. Sleeplessness or insomnia.

Agrypnotic (ah-grip-not'ik) [Gr. ἀγρυπνοτικός]. 1. Promoting wakefulness. 2. A drug that prevents sleep.

Ague (a'gu) [Fr. *aigu* sharp]. Malarial fever, or any other severe recurrent symptom of malarial origin. **Brass-founders' a.**, a disease of brass-founders, with symptoms like those of malarial fever. **Brow-a.**, intermittent neuralgia of one of the brows. **A.-cake**, enlargement of the spleen, due to malarial poisoning. **Catenating a.**, that which is associated with some other disease. **A.-drop**, Fowler's solution. **Dumb-a.**, ague with no well-marked chill, and with only a slight periodicity. **Face a.**, tic douloureux. **Quartan a.**, that in which the paroxysms are seventy-two hours apart. **Quintan a.**, that in which the paroxysms are ninety-six hours apart. **Quotodian a.**, that in which there is a twenty-four hours' interval between the paroxysms. **Tertian a.**, that in which the paroxysms are forty-eight hours apart.

Agurin (ag'u-rin). A white, odorless powder, soluble in water, formed by the combination of theobromin and sodium acetate, and containing 60 per cent. of the former. It is a powerful diuretic. Dose, 15–45 gr. (1–3 gm.).

Ah. The symbol of *Hypermetropic astigmatism.*

Ahypnia (ah-hip'ne-ah) [Gr. α neg. + ὕπνος sleep]. Morbid wakefulness or insomnia.

Aïdoitis (a-id-o-i'tis). Same as *Vulvitis.*

Ailanthus (a-lan'thus) [L., from Malayan name]. A genus of simarubaceous trees. The bark of *A. glandulo'sa* is purgative, tonic, and anthelmintic. Dose of fluid extract, 10–60 min. (0.666–4 c.c.); of tincture, 10–120 min. (0.666–8 c.c.); of extract, 4 gr. (0.264 gm.).

Ailment (āl'ment). Any disease or affection of the body.

Ailurophobia (i-lu-ro-fo'be-ah) [Gr. αἴλουρος cat + φόβος fear]. Morbid or insane fear of cats.

Ainhum (ān'hum, or, Portuguese, īn-yoon') [African]. A disease, also called dactylolysis spontanea, chiefly of African countries, in which the little toe, and sometimes other toes, drop off. The course of the disease is slow and the cause is unknown.

Aiodin (ah-i'o-din) [Gr. α neg. + *Iodin*]. A thyroid extract in the form of an odorless powder which contains only 0.4 per cent. of iodin. It is used in myxedema.

Air (ār) [L. *a'er*: Gr. ἀήρ]. The gaseous mixture which makes up the earth's atmosphere. It is an odorless, colorless gas, consisting of about 1 part by volume of oxygen and 4 parts of nitrogen, the proportion varying somewhat according to conditions. It also contains a small amount of carbon dioxid, ammonia, argon, nitrites, and organic matter. **Alkaline a.**, free ammonia. **Complemental a.**, the air in excess of the tidal air which may be drawn into the lungs by forced inspiration. **Dephlogisticated a.**, oxygen. **Fixed a.**, carbon dioxid. **Liquid a.**, air liquified by great pressure. On evaporation it produces intense cold. Liquid air has been used to produce local anesthesia; also in the treatment of neuralgia and zoster. **Reserve a.**, Same as *Supplemental a.* **Residual a.**, air that stays in the lungs after the strongest possible expiration. **Stationary a.**, that which remains in the lungs during normal respiration. **Supplemental a.**, air which may be expelled from the lungs in excess of that normally breathed out. **Tidal a.**, the air that is carried to and fro in normal respiration.

Airol (a'e-rol). A green antiseptic powder, $BiC_6H_2(OH)_4COOI$, bismuth oxyiodogallate: it is odorless, tasteless, and soluble in water and alcohol, and is used externally as an antiseptic and antigonorrheal in 10 per cent. emulsion or ointment.

Ajowan (aj'ow-an). A plant of India, *Ptychotis ajowan.* The oil from its fruits contains thymol and cymene.

Ak—. For other words thus beginning, see *Ac-.*

Akanthion (ak-an'the-on). See *Acanthion.*

Akaralgia (ak-ar-al'je-ah). A proprietary migraine remedy containing sodium sulphate, sodium salicylate, magnesium sulphate, lithium benzoate, and tincture of nux vomica.

Akarkine (ak-ar'kin). A proprietary albuminate of arsenic: used in cancer.

Akatama. (ak-at-am'ah), A form of chronic peripheral neuritis occurring in West Africa. It is marked by swelling, erythema, prickling sensations, burning, numbness, and sometimes excessive sweating.

Akatamathesia (ah-kat''am-ath-e'zhe-ah) [Gr. α priv. + καταμάθησις understanding]. Inability to understand.

Akathisia (ah-kath-iz'e-ah) [Gr. α neg. + καθῆσαι to set down]. A psychosis marked by morbid fear of sitting down and resulting inability to do so; called also *Acatisia* and *Kathisophobia.*

Akidogalvanocautery (ak''id-o-gal''van-o-kaw'-ter-e). Cauterization by the needle electrode.

Akidopeirastic (ak''id-o-pi-ras'tik) [Gr. ἀκίς needle + πειραστικός testing]. Pertaining to or characterized by exploratory puncture with a needle.

Akinesia, Akinesis (ak-in-e'se-ah, ak-in-e'sis) [Gr. α neg. + κίνησις motion]. Lack, loss, or cessation of movement. **A. al'gera**, paralysis or voluntary abstinence from motion caused by the intense pain accompanying muscular movements. It is often seen in neurasthenic states.

Akinetic (ak-in-et'ik). 1. Affected with akinesia. 2. Diminishing the power of the muscles.

Akromegaly (ak-ro-meg'al-e). See *Acromegalia.*

Ala (a'lah), pl. *a'læ* [L. "wing"]. Any wing-like process. **A. al'ba media'lis**, a white field near the ala cinerea of the fourth ventricle. **A. au'ris**, the pinna of the ear. **A. cinere'a.** See *Trigonum vagi.* **A lob'uli antra'lis**, the lateral portion of the central lobe of the cerebellum. **A. mag'na**, the great wing of the sphenoid. **A. na'si**, the cartilaginous flap on the outer side of either nostril. **A. par'va**, the lesser wing of the sphenoid. **A. of the sacrum**, the broad, flat bones extending outward from the base of the sacrum. **A. vespertilio'nis**, "bat's wing;" the broad ligament of the uterus.

Ala-azar. See *Kala-azar.*

Alalia (ah-la'le-ah) [Gr. α neg. + λαλεῖν to speak]. A defect of, or lack of the power of, speech, due to a local disease of the vocal organs.

Alalic (ah-lal'ik). Pertaining to, affected with, or of the nature of alalia.

Alangin (al-an'jin). A yellowish amorphous alkaloid from *Alan'gium.*

Alangium Lamarkii (al-an'ji-um lam-ar'ke-i). An East Indian plant, whose root is emetic, antipyretic, and diuretic: used as a substitute for ipecac.

Alanin (al'an-in). A substance, $C_3H_7NO_2$, or amidopropionic acid.

Alant-camphor. See *Helenin.*

Alantin (al-an'tin). See *Inulin.*

Alantol (al-an'tol). An aromatic, oily liquid, $C_{15}H_{20}O_2$, from elecampane: a substitute for creasote in phthisis and bronchitis. Dose, ½–½ gr. (0.011–0.032 gm.). Called also *Inulol.*

Alar (a'lar) [L. *ala'ris*]. 1. Pertaining to a wing or ala. 2. Pertaining to the armpit; axillary.

Alate (a'lat) [*L. ala'tus* winged]. Having wings; winged.

Alba (al'bah) [L. "white"]. The white substance of the brain.

Albaigin (al-ba'ij-in). A preparation of silver nitrate and gelatose containing 15 per cent of silver.

Albargin (al-bar'jin). A light yellow powder containing 15 per cent. silver, soluble in hot and in cold water: used in gonorrhea in a 0.1 to 0.2 per cent. solution.

Albedo (al-be'do). Latin for whiteness. **A. retinæ**, edema of the retina.

Albicans (al'bik-anz), pl. *albican'tia* [L.]. Either one of the corpora albicantia.

Albiduria (al-bid-u're-ah) [L. *al'bidus*, whitish + Gr. οὖρον urine]. The discharge of white or pale urine.

Albinism (al'bin-izm) [L. *al'bus* white]. Abnormal, but not pathologic, whiteness of the skin, hair, and eyes; achromodermia. The affection may be either partial or total, in which latter case it is known as *Albinismus universalis.* This condition is often attended with astigmatism, photophobia, and nystagmus.

Albino (al-bi'no). A person affected with albinism.

Albinuria (al-bin-u're-ah). Same as *Albiduria.*

Albocinereous (al''bo-sin-e're-us) [L. *al'bus* white + *cine'reus* gray]. Containing both white and gray matter.

Alboferrin (al-bo-fer'rin). A nutrient preparation of iron, phosphoric acid, and albumin, free from peptones and albumoses.

Albolene (al'bo-lēn) [L. *al'bus* white + *o'leum* oil]. An oily, white substance derived from petroleum: used as a base for ointments, salves, etc. *Liquid albolene* is used in spraying the nose and throat.

Albuginea (al-bu-jin'e-ah) [L. from *al'bus* white]. A tough, whitish layer of fibrous tissue investing a part; especially a dense white membrane forming the immediate covering of the testicle. Called also *Tunica albuginea testis.* **A. oc'uli**, the sclera. **A. ova'rii**, the outer layer of the stroma of the ovary. **A. pe'nis**, the outer envelop of the corpora cavernosa.

Albugineotomy (al-bu-jin-e-ot'o-me). [*Albuginea* + Gr. τομή cutting]. Incision of the tunica albuginea of the testicle: done in chronic orchitis.

Albugineous (al-bu-jin'e-us) [L. *albugin'eus*]. Pertaining to or resembling the white of the eyes.

Albuginitis (al-bu-jin-i'tis). Inflammation of any one of the albugineous tissues or tunics.

Albugo (al-bu'go) [L. from *al'bus* white]. A white corneal opacity.

Albukalin (al-bu-ka'lin). A substance, $C_8H_{16}N_2O_6$, found in leukemic blood.

Albumen (al-bu'men) [L. from *al'bus* white]. 1. The white of eggs. 2. Old name for *albumin.*

Albumimeter (al-bu-mim'et-er). Same as *Albuminimeter.*

Albumin (al-bu'min). A simple protein found in nearly every animal and in many vegetable tissues, and characterized by being soluble in water and coagulable by heat. It contains carbon, hydrogen, nitrogen, oxygen, and sulphur; but its exact composition has not yet been determined, although the formula for crystallized albumin has been given as $C_{720}H_{1134}N_{218}S_5O_{248}$. **Acetosoluble a.**, a form of albumin soluble in acetic acid sometimes found in the urine; called also *Patein's a.* **Acid a.**, albumin altered by the action of an acid. **Alkali a.**, any albumin which has been treated with an alkali. **A. of Bence-Jones**, a kind of albumin in the urine of pseudo-albuminuria. When precipitated it can be redissolved by boiling. **Blood-a.** Same as *Serum-a.* **Caseiniform a.**, a variety coagulated by acids, but not by heat **Circulating a.**, that which is found in the fluids of the body. **Coagulated a.**, albumin altered by heat or chemical action so as to be insoluble in water, neutral salt solutions, or dilute acid and alkaline solutions. **Derived a.**, any albumin altered by chemical action. **Egg-a.**, a variety derived from eggs and various animal fluids. **Hematin-a.**, a preparation of ox-blood rich in iron. **Muscle-a.**, a variety found in muscle-juice. **Native a.**, any albumin normally present in the body. **Organ-a.**, any albumin derived from or existing in any particular organ. **Patein's a.**, See *Acetosoluble a.* **Serum-a.**, a variety found especially in the blood. **Triphenyl a.**, a preparation of egg-albumin and phenol: used as a nutrient in bacteriologic study. **Vegetable a.**, any albumin derived from a plant or of vegetable origin.

Albuminate (al-bu'min-āt). Any compound of albumin with a base or an acid, one of a class of proteins characterized by their solubility in dilute acids or alkalies, and by being insoluble in dilute salt solutions, water, or alcohol, called also *Derived albumin* and *Derived protein.* **Acid-a's** are obtained by the action of a dilute acid on a native protein. **Alkali-a's**, by the action of alkalies on native proteins.

Albuminaturia (al-bu''min-a-tu're-ah) [*Albuminate* + *Urine*]. The presence of an excessive amount of albuminates in the urine.

Albuminiferous (al-bu-min-if'er-us) [*Albumin* + L. *fer're* to bear]. Producing albumin.

Albuminimeter (al-bu-min-im'et-er) [*Albumin* + *Meter*]. An instrument used in determining the proportion of albumin present, as in the urine.

Albuminimetry (al-bu-min-im'et-re). The determination of the proportion of albumin present.

Albuminiparous (al-bu-min-ip'ar-us) [*Albumin* + L. *pare're* to produce]. Producing albumin.

Albuminoid (al-bu'min-oid) [*Albumin* + Gr. εἶδος form]. 1. Resembling albumin. 2. Same as *Protein.* 3. Any member of a numerous group of proteins resembling albumin in their constitution. They are amorphous, soluble in water, and nearly insoluble in alcohol; they form the chief constituents of blood, glands, muscles, nerves, etc. They include keratin, elastin, collagen, and reticulin.

Albuminone (al-bu'min-ōn). A principle from various albuminoids, soluble in alcohol and not coagulated by heat.

Albuminorrhea (al-bu''min-or-re'ah) [*Albumin* + Gr. ῥοία flow]. Excessive excretion of albumins.

Albuminose (al-bu'min-ōz). Same as *Albumose.*

Albuminosis (al-bu-min-o'sis). An abnormal increase of the albuminous elements of the blood, or a condition resulting from such an increase.

Albuminous (al-bu′min-us). Containing, charged with, or of the nature of an albumin.

Albuminuretic (al-bu″min-u-ret′ik) [*Albumin* + Gr. οὐρητικός diuretic]. 1. Causing or aggravating albuminuria. 2. A drug which causes a discharge of albumin in the urine.

Albuminuria (al-bu-min-u′re-ah) [*Albumin* + Gr. οὖρον urine]. The presence of albumin in the urine. It indicates either a simple mixture of albuminous matters, as blood, with the urine, or a morbid state of the kidneys, permitting albumin to pass from the blood. **A. of adolescence,** cyclic albuminuria. **Adventitious a.,** that which is not due to a kidney-disease; pseudo-albuminuria. **Bamberger's hematogenic a.,** albuminuria during the later periods of severe anemia. **Cardiac a.,** that which is caused by valvular disease. **Colliquative a.,** albuminuria which is at first mild, but increases suddenly and markedly during convalescence: seen in typhoid fever. **Cyclic a.,** the appearance, at stated times each day, of a small proportion of albumin in the urine: observed principally in young persons. **Digestive a., Dietetic a.,** albuminuria produced by the use of certain foods. **Emulsion a.,** albuminuria in which the turbinity does not disappear in filtration heating or added acid: seen in puerperal eclampsia. **False a.,** adventitious albuminuria. **Febrile** a., albuminuria due to fever. **Functional a.,** any albuminuria which is not truly pathologic, such as that of pregnancy or of adolescence: called also *Cyclic*, *Intermittent*, and *Transitory* albuminuria. **Gouty a.,** the physiologic albuminuria in old people with excessive secretion of urea. **Hematogenous a.,** a variety due to abnormal condition of the blood. **Intrinsic a.,** See *True a.* **Mixed a.,** serous albuminuria occurring concurrently with adventitious albuminuria. **Nephrogenous a.,** that caused by renal disease. **Neurotic a.,** a variety dependent on nervous diseases. **Orthostatic a., Orthotic a.,** a variety which passes away on prolonged rest in bed, but comes on again when the patient gets up; called also *Postural a.* **Paroxysmal a.,** See *Cyclic a.* **Physiologic a.,** the occurrence of albumin in the urine when there is no disease. **Postural a.** See *Orthostatic a.* **A. prætuberculo′sa,** that occurring in the incipient stage of pulmonary tuberculosis. **Serous a., True a.,** that which is characterized by the discharge with the urine of some of the albuminous elements of the blood. **Transient a.** See *Cyclic a.*

Albuminuric (al-bu-min-u′rik). Pertaining to albuminuria.

Albumoid (al′bu-moid). A protein insoluble in neutral solutions and only slightly soluble in acids and alkalies. It is found in cartilage and in the crystalline lens.

Albumone (al′bu-mōn). A compound resembling proteose, supposed to occur in the blood.

Albumoscope (al-bu′mo-skōp) [*Albumin* + Gr. σκοπεῖν to view]. An instrument for determining the presence and amount of albumin in the urine.

Albumose (al′bu-mōs). Any primary product of the digestion of a protein, differing from albumin in not being coagulable by heat. The albumoses are convertible by further digestion into peptones. See *Antialbumose*, *Deuteroalbumose*, *Dysalbumose*, *Hemialbumose*, *Heteroalbumose*, and *Protalbumose*.

Albumosuria (al-bu-mo-su′re-ah). The presence of an albumose in the urine. **Enterogenic a.,** albumosuria due to intestinal decomposition. **Hematogenic a.,** albumosuria due to some intoxication. **Myelopathic a.,** albumosuria followed by softening of the bones and rheumatoid pains. **Pyogenic a.,** albumosuria due to the absorption of pus-cells or exudate, as in pneu- [illegible] etc.

Alcarnose (al-kar′nōs). A predigested artificial food consisting of maltose and albumose.

Alcohol (al′ko-hol) [Arabic *al-koh′l* something subtle]. 1. Ethyl hydrate, C_2H_5OH, a colorless, volatile liquid, of aromatic odor, distilled from various products of vinous fermentation. It is used internally as a cardiac stimulant in debilitating diseases, such as diphtheria, typhoid fever, and the like. It is also used locally as an antiseptic and astringent, and for the preservation of anatomic and biologic specimens. In large doses alcohol is a narcotic poison, producing intoxication with muscular incoördination, delirium, and coma. The alcohol of the pharmacopeia contains 91 per cent. of absolute alcohol, and the dilute alcohol, 45.5 per cent. 2. Any compound of a hydrocarbon with hydroxyl: the term is still further extended to various substitution-products. They are distinguished as *monacid* or *monatomic*, *diacid* or *diatomic*, *triacid* or *triatomic*, according as they contain one, two, or three molecules of hydrogen. **Absolute a.,** that which contains not over 1 per cent. by weight of water. **Allyl a.,** a colorless, pungent, inflammable alcohol, C_3H_5HO. **Amyl a., Amylic a.,** fusel oil, $C_5H_{12}O$; obtained from corn-whiskey and potato-whiskey. It is poisonous and somewhat hypnotic; has been used in mental disorders and to relieve the cough of phthisis. Dose, 15–75 min. (1–5 c.c.). **Anisyl a.,** an alcohol, $C_8H_{10}O_2$, in pungent, shining prisms. **Aromatic a.,** any fatty alcohol in which a hydrocarbon of the phenyl series replaces a part of the hydrogen of the alcohol radical. **Benzyl a.,** a compound, C_7H_8O, obtainable from benzaldehyd. **Butyl a.,** a clear liquid, C_4H_9OH, from the molasses of beets: four isomeric forms are known. **Camphyl a.,** borneol, or Borneo camphor. **Carnaubyl a.,** a constituent of carnauba wax and of wool-fat. **Caustic a.,** sodium ethylate. **Deodorized a.** contains 92.5 per cent. of absolute alcohol, and is free from fusel oil (amyl alcohol) and organic impurities. **Diacid a., Diatomic a.,** any alcohol containing two molecules of hydroxyl united with a hydrocarbon. **Diluted a.,** a liquid containing 41.5 per cent. by weight, or 48.9 per cent. by volume, of absolute alcohol. **Ethyl a., Ethylic a.,** ordinary alcohol. **Fatty a.,** any hydrate of a hydrocarbon derived from the paraffin series. **Glyceryl a.,** glycerin. **Isoamyl a.,** the amyl alcohol of fermentation. It is poisonous. **Methyl a., Methylic a.,** wood-spirit, CH_4O. **Monacid a., Monatomic a.,** any alcohol containing one molecule of hydroxyl joined with a hydrocarbon. **Phenylic a.** Same as *Phenol*. **Polyglucosic a.,** an alcohol having the formula $C_6nH_{10}n + 2O_5n$. **Primary, Secondary, Tertiary a.,** one formed by the replacement of one, two, or three hydrogen atoms in carbinol with alkyls. **Unsaturated a.,** alcohols that are derived from unsaturated alkylens. **Wood a.,** methyl-alcohol.

Alcoholase (al′ko-hol-ās). A ferment which converts lactic acid into alcohol.

Alcoholate (al′ko-hol-āt). A compound or preparation containing alcohol.

Alcoholic (al-ko-hol′ik) [L. *alcohol′icus*]. Pertaining to or containing alcohol.

Alcoholism (al′ko-hol-izm). Alcohol-poisoning; the morbid effect of excess in the use of alcoholic drinks.

Alcoholistation (al″ko-hol-is-ta′shun). Treatment by application or injection of alcohol.

Alcoholize (al′ko-hol-īz). 1. To treat with alcohol. 2. To transform into alcohol. 3. To transform into a subtle powder.

Alcoholomania (al″ko-hol-o-ma′ne-ah) [*Alcohol* + Gr. μανία mania]. Maniacal craving for intoxication by alcoholic beverages.

Alcoholometer (al-ko-hol-om′et-er) [*Alcohol* + Gr. μέτρον measure]. An instrument for finding the percentage of alcohol in any substance.

Alcoholophilia (al″ko-hol-o-fil′e-ah) [*Alcohol* + Gr. φιλεῖν to love]. A morbid appetite for alcoholic drinks.

Aldehyd (al′de-hid) [L. *al′cohol dehydra′tus* dehydrated alcohol]. 1. Any one of a large class of partly dehydrogenated alcohols intermediate between alcohols and acids. 2. Acetic aldehyd. **Acetic a.,** a volatile liquid, C_2H_4O, with a peculiar pungent odor. It has anesthetic and antiseptic properties, and produces narcosis when inhaled. **Amylic a.** Same as *Valeral*. **Anisic a.,** a substance, $C_8H_8O_2$, obtainable from oil of anise, and other volatile oils. **Benzoic a.** See *Benzoaldehyd*. **Cinnamic a.,** a colorless aldehyd, C_9H_8O, obtained from oil of cinnamon. Dose, ½–2 min. (0.025–0.1 c.c.). **Formic a.** See *Formaldehyd*. **Salicylic a.,** a fragrant, colorless liquid, $C_6H_4OH.CHO$, soluble in water, from volatile oil of species of *Spiræa*. It is diuretic and antiseptic. Dose, 1½–7½ gr. (0.1–0.5 gm.).

Aldehydase (al-de-hi′das). A ferment from the liver which oxidizes salicylic aldehydes into their corresponding acids.

Alder (awl′der). See *Alnus*.

Aldose (al′dōs). A sugar having the composition of an aldehyd produced by the oxidation of a hexatomic alcohol.

Alecithal (al-es′ith-al) [Gr. α neg. + λεκίθος yelk]. Having no distinct yolk: the ovum of mammals is an example.

Alembic (al-em′bik) [Arabic *al* the + Gr. ἄμβιξ cup]. A vessel used in distilling.

Alembroth (al-em′broth). A compound, $(NH_4Cl)_2HgCl_2+2H_2O$, of mercuric and ammonium chlorids. It is used as an antiseptic dressing.

Aleppo boil, or **button,** or **evil.** See *Button*.

Aletrin (al′et-rin). A concentration prepared from *Al′etris farino′sa*. Dose, ½–2 gr. (0.016–0.133 gm.).

Aletris (al′et-ris) [Gr. ἀλετρίς corn-grinder]. A genus of hemadoraceous plants. *A. farino′sa*, of North America, is tonic, anthelmintic, and diuretic: used in dysmenorrhea and amenorrhea. Dose of fluid extract, 10–30 min. (0.62–0.85 c.c.); of tincture, 1–2 dr. (4–8 c.c.).

Aleukemia, Aleukæmia (ah-lu-ke′mē-ah) [Gr. α neg. + λευκός white + αἷμα blood]. A deficiency in the proportion of white cells in the blood.

Aleukocytosis (ah-lu″ko-si-to′sis) [Gr. α neg. + λευκός white + κύτος cell]. Deficiency in the proportion of white cells in the blood.

Aleurometer (al-u-rom′et-er) [Gr. ἄλευρον flour + μέτρον measure]. An instrument for determining the value of flour for bread-making purposes.

Aleuronat (al-u′ro-nat) [Gr. ἄλευρον flour]. A kind of albumin used in preparing bread for diabetics.

Aleuroscope (al-u′ro-skōp). Same as *Aleurometer*.

Alexanderism (al-ek-zan′der-izm). The insanity of conquest, or an insane belief that one is a great conqueror.

Alexeteric (al-ek-et-er′ik) [Gr. ἀλεξητήρ defender]. Good against infection or poison.

Alexia (ah-lek′se-ah) [Gr. α neg. + λέξις word]. Word-blindness; inability to read, due to a central lesion. **Motor a.,** alexia in which the patient understands what he sees written or printed, but cannot read it aloud. **Musical a.,** loss of the ability to read music; music-blindness. **Optical a.,** that in which the patient has lost the power to comprehend the significance of what he sees written or printed: called also *Sensory a.* and *Visual a.*

Alexic (al-ek′sik). Having the properties of an alexin.

Alexin (al-ek′sin) [Gr. ἀλέξειν to help, to ward off]. Any defensive proteid within the leukocytes of the body, which acts by destroying harmful bacteria. See *Phylaxin* and *Sozin*.

Alexipharmac (al-ek-sif-ar′mak) [Gr. ἀλέξειν to repel + φάρμακον poison]. 1. Warding off the ill effects of a poison. 2. An antidote or remedy for poisoning.

Alexipyretic (al-ek″sip-i-ret′ik) [Gr. ἀλέξειν to ward off + πυρετός fever]. 1. Preventive of fevers. 2. A febrifugal medicine.

Alexocyte (al-eks′o-sīt) [Gr. ἀλέξειν to ward off + κύτος a cell]. A protective cell of the animal organism secreting alexins or antitoxins; a microbicide cell.

Alformin (al-for′min). A mixture of free formic acid and aluminum formate: used like aluminum acetate.

Algæ (al′je) [L. "seaweeds"]. A group of cryptogamous plants, including the seaweed and many cellular fresh-water plants.

Algaroth (al′gar-oth) [from *V. Algarotti*, its inventor]. Oxychlorid of antimony: emetic and purgative, but little used.

Algeoscopy (al-je-os′ko-pe). See *Algoscopy*.

Algesia (al-je′ze-ah) [Gr. ἄλγησις pain]. Sensitiveness to pain; hyperesthesia.

Algesichronometer (al-je″ze-kro-nom′et-er) [Gr. ἄλγησις pain + χρόνος time + μέτρον measure]. An instrument for recording the time required to produce a painful impression.

Algesimeter (al-je-sim′et-er) [Gr. ἄλγησις pain + μέτρον measure]. An instrument used in measuring the sensitiveness of parts. **Bjornstrom's a.,** an apparatus for determining the sensitiveness of the skin. **Boas's a.,** an instrument for determining the sensitiveness over the epigastrium.

Algesthesis (al-jes-the′sis) [Gr. ἄλγος pain + αἴσθησις feeling]. The perception of pain; any painful sensation.

Algid (al′jid) [L. *al′gidus*]. Chilly or cold.

Algin (al′jin). See *Alginic acid*, under *Acid*.

Alginuresis (al-jin-u-re′sis) [Gr. ἄλγος pain + οὔρησις urination]. Painful urination.

Algiomotor (al″je-o-mo′tor). Producing painful movements, such as spasm or dysperistalsis.

Algiomuscular (al″je-o-mus′ku-lar). Causing painful muscular movements.

Algogenesia (al″go-jen-e′ze-ah) [Gr. ἄλγος pain + γεννᾶν to produce]. The condition in which the sight or memory of pain produces pain.

Algogenic (al-go-jen′ik). 1. [Gr. ἄλγος pain + γεννᾶν to produce.] Causing pain. 2. [L. *al′gus* cold + Gr. γεννᾶν to produce.] Producing cold.

Algogenin (al-go-jen′in) [L. *al′gor* cold + Gr. γεννᾶν to produce]. A substance obtained from fermented animal matter causing a fall of temperature when injected into animals.

Algolagnia (al-go-lag′ne-ah) [Gr. ἄλγος pain + λαγνεία lust]. Abnormal and distorted activity of sexual impulse toward persons of opposite sex with a desire for experiencing pain, including sadism, masochism, etc.

Algometer (al-gom′et-er) [Gr. ἄλγος pain + μέτρον measure]. An instrument for testing the sensitiveness of a part to pain.

Algophene (al′go-fēn). See *Caffenol*.

Algophily (al′go-fil-e) [Gr. ἄλγος pain + φιλεῖν to love]. Sexual perversion marked by a desire for experiencing pain.

Algophobia (al-go-fo'be-ah) [Gr. ἄλγος pain + φόβος dread]. Morbid or insane dread of pain.

Algopsychalia (al-go-si-ka'le-ah) [Gr. ἄλγος pain + ψύχη mind]. A condition of melancholia with perverted imaginary perceptions of sounds and sights which cause dread, despair, and inclination to suicide. Called also *Psychoalgalia*.

Algor (al'gor) [L.]. A chill or rigor; coldness.

Algoscopy (al-gos'-ko-pe) [L. *Al'gor* cold + Gr. σποπεῖν to see]. Same as in *Cryoscopy*.

Algosis (al-go'sis). Presence of algæ or fungi in a part of the body.

Alible (al'ib-l) [L. *alib'ilis*]. Nutritive; assimilable as a food.

Alienation (āl-yen-a'shun) [L. *aliena'tio*]. Insanity or mental derangement.

Alienism (āl'yen-izm) [L. *alie'nus* of another]. The study or treatment of mental disorders.

Alienist (āl'yen-ist). An expert in the treatment of insanity.

Aliform (al'if-orm) [L. *a'la* wing + *for'ma* shape]. Shaped like a wing.

Aliment (al'im-ent) [L. *alimen'tum*]. Food, or nutritive material.

Alimentary (al-im-en'ta-re). Pertaining to aliment.

Alimentation (al''im-en-ta'shun). The act of giving or receiving nutriment. **Rectal a.**, the administration of concentrated nourishment by injection into the rectum.

Alimentotherapy (al-im-en-to-ther'ap-e) [*Aliment* + Gr. θεραπεῖα treatment]. Dietetic treatment; treatment by systematic feeding.

Alinasal (al-in-a'sal). Pertaining to the ala nasi.

Alinjection (al-in-jek'shun). Repeated injection of alcohol for preserving anatomic specimens.

Aliphatic (al-if-at'ik) [Gr. ἄλειφαρ oil]. Pertaining to an oil: a term applied to the "open chain" or fatty series of hydrocarbons.

Alipin (al-i'pin). Same as *Alypin*.

Alismin (al-is'min). An extractive from *Alis'ma Planta'go*, or water-plantain: said to be useful in renal disease, epilepsy, and chorea.

Alisphenoid (al-is-fe'noid) [*Ala* + *Sphenoid*]. 1. Pertaining to the greater wing of the sphenoid. 2. A cartilage in the fetus on either side of the basisphenoid. It afterward develops into the greater part of the great wing of the sphenoid.

Alizarin (al-iz'ar-in) [Arabic *ala sara* extract]. A red crystalline principle, $C_{14}H_8O_4$, obtained from coal-tar and from madder.

Alkalescence (al-kal-es'ens). Slight or incipient alkalinity.

Alkalescent (al-kal-es'ent). Having a tendency to alkalinity.

Alkali (al'kal-i) [Arabic *al-gali* potash]. Any one of a class of compounds which form salts with acids and soaps with the fats. **A.-albuminate**, a substance derived by the action of some alkali on albumin: it is used in making cultures of diphtheria and cholera bacilli. **Caustic a.**, any solid hydroxid of a fixed alkali. **Fixed a.**, the oxid of potassium, sodium, lithium, cesium, or rubidium. **Vegetable a.**, any alkaloid of vegetable origin. **Volatile a.**, ammonia, NH_3; also, ammonium hydrate.

Alkalimeter (al-kal-im'et-er) [*Alkali* + *Meter*]. An instrument for measuring the alkali contained in any mixture.

Alkalimetry (al-kal-im'et-re). The measurement of the alkalies present in any substance.

Alkaline (al'kal-in) [L. *alkali'nus*]. Having the reaction of an alkali.

Alkalinity (al-kal-in'et-e). The fact or quality of being alkaline.

Alkalinuria (al-kal-in-u're-ah) [*Alkaline* + *Urine*]. An alkaline condition of the urine.

Alkalithia (al-kal-ith'e-ah). A proprietary effervescent remedy used in rheumatism and allied conditions.

Alkalization (al-kal-iz-a'shun). The act of making alkaline.

Alkaloid (al'kal-oid) [*Alkali* + Gr. εἶδος form]. Any alkaline or basic principle of vegetable origin. The alkaloids are nearly all unsaturated ammonia compounds, or amins, and act like ammonia in combining with acids to form crystalline salts. **Animal a.**, a ptomain or leukomain. **Artificial a.**, an alkaloid that is made artificially by chemical processes. **Cadaveric a., Putrefactive a.**, a ptomain.

Alkalometry (al-kal-om'et-re) [*Alkaloid* + Gr. μέτρον measure]. The dosimetric administration of alkaloids.

Alkanet (al'kan-et) [Arabic]. The root of *Anchu'sa tincto'ria*, affording a red dye.

Alkanin (al'kan-in). A resinous, dark-red coloring-matter from alkanet.

Alkapton (al-kap'ton). A yellow, resinous, nitrogenous substance sometimes found in the urine, and said to be formed by the putrefaction of tyrosin.

Alkaptonuria (al-kap-to-nu're-ah) [*Alkapton* + Gr. οὖρον urine]. The occurrence of alkapton in the urine. The presence of alkapton in the urine is indicated by a dark color on standing or on the addition of an alkali.

Alkarhein (al-kar-e'in). A proprietary alkaline elixir of rhubarb and pancreatin.

Alkasal (al'kas-al). Aluminum-potassium salicylate, said to be a valuable astringent and antiseptic.

Alkathymol (al-kath-i'mol). An alkaline antiseptic for use on mucous membrane.

Alkresol (al-kre'sol). A proprietary solution of cresylic acid; used externally as a germicide and disinfectant.

Alkyl (al'kil). Any univalent alcohol radical.

Allachesthesia, Allachæsthesia (al-ak-es-the'ze-ah) [Gr. ἀλλαχή elsewhere + αἴσθησις feeling]. The sensation of touch experienced at a point remote from the point touched.

Allantiasis (al-an-ti'as-is) [Gr. ἀλλᾶς sausage]. Sausage-poisoning, or botulism; a condition attended with colic, diarrhea, vomiting, and vertigo, produced by poisoning with putrid or fermented sausages.

Allantoic (al-an-to'ik). Pertaining to the allantois.

Allantoid (al-an'toid) [Gr. ἀλλᾶς sausage + εἶδος form]. Resembling the allantois.

Allantoin (al-an-to'in). A crystallizable substance, $C_4H_6N_4O_3$, from the allantoic fluid, fetal urine, etc. Allantoin may also be formed by the oxidation of uric acid.

Allantois (al-an'to-is) [Gr. ἀλλᾶς sausage + εἶδος form]. A sac which in early fetal life springs out from the hind-gut of the embryo. It afterward arches around so as to envelop the embryo completely, and fuses with the subzonal membrane to form the chorion and placenta.

Allantotoxicon (al-an-to-tok'sik-on) [Gr. ἀλλᾶς sausage + τοξικόν poison]. The poison of decaying sausages. It is a ptomain which is formed during the process of decomposition.

Allergie, Allergy (al'er-je) [Gr. ἄλλος other + ἔργον energy]. A condition of acquired immunity associated with anaphylaxis.

Allesthesia (al-es-the'zhe-ah) [Gr. ἄλλος other + αἴσθησις feeling]. Same as *Allochiria*.

Alliaceous (al-e-a'shus). Pertaining to or resembling garlic.

Alligation (al-ig-a'shun). The process of finding the value of a mixture of known quantities of ingredients, each of known value.

Alliteration (al-it-er-a'shun) [L. *ad* to + *lit'era* letter]. A dysphrasia in which the patient arranges his words according to their sounds.

Allium (al'e-um) [L. "garlic"]. 1. A genus of liliaceous plants, including the garlic, onion, etc. 2. The bulb of *A. sati'vum*, or garlic, is a digestive stimulant and pectoral. Dose of syrup (*syrupus allii*), 1–4 dr. (4–16 c.c.).

Allochesthesia (al-o-kes-the'ze-ah). Same as *Allochiria*.

Allochetia, Allochezia (al-o-ke'te-ah, al-o-ke'se-ah) [Gr. ἄλλος other + χέζειν to defecate]. The discharge of non-fecal matter by the anus, or the discharge of fecal matter by an abnormal passage.

Allochiral (al-o-ki'ral) [Gr. ἄλλος other + χείρ hand]. Exhibiting reversed symmetry; having the relation of the right hand to the left.

Allochiria (al-o-ki're-ah) [Gr. ἄλλος other + χείρ hand]. A condition, chiefly in tabes, during which, if one extremity be pricked, the sensation is referred to the opposite side.

Allochroism (al-o-kro'izm) [Gr. ἄλλος other + χρωά color]. Change in color or variation in color.

Allolalia (al-o-la'le-ah) [Gr. ἄλλος other + λαλεῖν to speak]. Any defect of speech of central origin.

Allongement (al-onzh-maw') [Fr.]. Elongation; especially any procedure for elongating a uterine tumor after it has been severed from its connections, so as to admit of its extraction. This is usually done by making a spiral incision into its substance while it is being pulled down.

Allopath, Allopathist (al'o-path, al-op'ath-ist) [Gr. ἄλλος other + πάθος affection]. An incorrect designation for a regular practitioner.

Allopathy (al-op'ath-e) [Gr. ἄλλος other + πάθος affection]. An erroneous designation for the regular system of medicine and surgery. The term really means the curing of diseased action by inducing a different kind of action in the body.

Allophanamid (al-o-fan-am'id). Same as *Biuret*.

Allopsychosis (al''o-si-ko'sis). A mental disorder or psychosis marked by disorganization of the external perceptive powers (hallucinations and illusions) but without disorder of the motor powers such as speech and action.

Allorrhythmia (al-o-rith'me-ah). [Gr. ἄλλος other + ῥυθμός rhythm]. Irregularity in the rhythm of the pulse.

Allorrhythmic (al-o-rith'mik). Affected with or of the nature of allorrhythmia.

Allosan (al'o-san). A crystalline tasteless ester of allophanic acid with santalol. Used like the latter.

Allotherm (al'o-therm) [Gr. ἄλλος other + θέρμη heat]. An organism the temperature of which depends on its culture-medium.

Allotoxin (al-o-tok'sin) [Gr. ἄλλος other + *Toxin*]. Any substance formed by tissue-change within the body which serves as a defence against toxins by neutralizing their poisonous properties.

Allotriodontia (al-ot-re-o-don'she-ah) [Gr. ἀλλότριος strange + ὀδούς tooth]. 1. The transplantation of teeth from one person to another. 2. The existence of teeth in abnormal places, as in tumors.

Allotriogeustia (al-ot-re-o-gu'ste-ah) [Gr. ἀλλότριος strange + γεῦσις taste]. A perverted condition of the sense of taste.

Allotriolith (al-o-tri'ol-ith) [Gr. ἀλλότριος strange + λίθος stone]. A calculus in an abnormal situation, or one composed of unusual materials.

Allotriophagy (al-ot-re-of'aj-e) [Gr. ἀλλότριος strange + φαγεῖν to taste]. A craving for unnatural food; pica.

Allotriuria (al-ot-re-u're-ah) [Gr. ἀλλότριος strange + οὖρον urine]. A strange or perverted condition of the urine.

Allotrophic (al-o-trof'ik). Rendered innutritious by the process of digestion.

Allotrope (al'o-trōp). An allotropic form.

Allotropic (al-o-trop'ik). Exhibiting allotropism.

Allotropism (al-ot'rop-izm) [Gr. ἄλλος other + τρόπος turn]. The existence of an element in two or more distinct forms (allotropic forms) with distinct physical properties. Examples of a. are furnished by carbon and sulphur.

Allotrylic (al-o-tril'ik) [Gr. ἀλλότριος foreign + ὕλη matter]. Produced by the presence of a foreign body or principle.

Alloxan (al-ok'san). A reddish, crystalline substance, $C_4H_2N_2O_4 + H_2O$, derivable from uric acid and from the mucus of the intestine in diarrhea. It is split up by the action of acids into alloxantin, uric acid, and urea.

Alloxantin (al-ok-san'tin). A crystalline derivative, $C_8H_4N_4O_7$, from alloxan.

Alloxin (al-ok'sin). Any one of a class of basic substances derived from the nuclein of cell-nuclei, and on oxidation producing uric acid. The alloxins include xanthin, guanin, adenin, and hypoxanthin.

Alloxur-bodies (al-ok'sūr). See under *Body*.

Alloxuremia (al''ok-su-re're-ah) [*Alloxur* + Gr. αἷμα blood]. The presence of alloxur-bodies in the blood, causing a form of intoxication.

Alloxuria (al-ok-su're-ah). Presence of alloxur bodies in the urine.

Alloxuric (al-ok-su'rik). Containing both alloxan and urea residues.

Alloy (al-oy') [Fr. *alloyer* to mix metals]. A mixture of any two metals except mercury.

Allspice (awl'spīs). See *Pimenta*.

Allyl (al'il) [L. *al'lium* garlic + Gr. ὕλη principle]. A univalent radical, C_3H_5 or $CH_2.CHCH_2$, from garlic and other plants. **A. aldehyd.** Same as *Acrolein*. **A. cyanid.** See *Sinamin*. **A. isothiocyanate**, volatile oil of mustard. See *Oleum sinapis volatile*. **A. sulphid**, an artificially prepared compound, $(C_3H_5)_2S$: used in cholera and subcutaneously in phthisis. Dose of 1:600 mixture, 1 teaspoonful; subcutaneous dose of ½ per cent. solution, 16 min. (1 c.c.) daily. **A. sulphocarbamid, A. thiocarbamid, A. thiourea.** Same as *Thiosinnamin*. **A. tribromid**, a colorless or yellowish liquid, $C_3H_5Br_3$: used as an antispasmodic and anodyne in hysteria, asthma, whooping-cough, etc. Dose, 5 min. (0.333 c.c.).

Allylamin (al-il-am'in). A caustic liquid, $NH_2(C_3H_5)$, from oil of mustard.

Almatein (al-mat-e'in). A compound of hematoxylin and formaldehyd. An odorless powder soluble in alcohol and glycerin: it has been used as a substitute for iodoform.

Almond (ahm'und) [Fr. *amande*, from L. *amyg'dala* almond]. The fruit of *Pru'nus amyg'dala*. See *Amygdala*. **Bitter a.** is the fruit of the variety *Prunus amyg'dala ama'ra*: **Sweet a.**, of the variety *P. amyg'dala dul'cis*; sweet almonds are

used for flavoring, and furnish a fixed oil which is used as a demulcent and aperient and in pharmaceutical preparations. Dose of oil of sweet almond, 60–120 min. (4–8 c.c.); of emulsion of oil of sweet almond, 1–4 dr. (4–16 c.c.); of syrup, 1–2 dr. (4–8 c.c.). The volatile oil of bitter almond is poisonous, and is used like hydrocyanic acid. Dose, ¼–1 min. (4–16 c.c.). The dose of bitter-almond water is ¼–½ fl. oz. (8–15 c.c.).

Alnuin (al'nu-in). A concentration prepared from *Al'nus serrula'ta* or *A. ru'bra:* resolvent, tonic, and alterative. Dose, 2–10 gr. (0.133–0.666 gm.).

Alnus (al'nus). [L.]. A genus of betulaceous trees and shrubs, the alders: *A. glutino'sa*, a tree of Europe, and *A. ru'bra* and *serrula'ta*, shrubs of North America, have tonic and astringent bark. Dose in substance, 8–12 gr. (0.51–0.78 gm.).

Alochia (ah-lo'ke-ah) [L.; Gr. α neg. + λόχια lochia]. Absence of the lochia.

Aloe (al'o-e) gen. *al'oes* [Gr. ἀλόη]. 1. A genus of liliaceous plants. 2. Aloes, the dark-colored, bitter, inspissated juice of various species of *Aloe*. It is cathartic and stimulant, and is given in chronic constipation, amenorrhea, and atonic dyspepsia. Dose, 1–10 gr. (0.065–0.65 gm.); of aqueous extract, ½–3 gr. (0.033–0.2 gm.); of tincture, ½–2 dr. (2–8 c.c.); of wine, 1–2 dr. (4–8 c.c.); of compound decoction, ½–2 fl. oz. (15–60 c.c.). The tincture of aloes and myrrh contains 10 per cent. each of aloes and myrrh. Dose, 1–4 dr. (4–16 c.c.). Compound tincture of aloes contains 3 per cent. of aloes and ½ per cent. of gentian, rhubarb, saffron, and zedoary. Dose, 1–4 dr. (4–16 c.c.). **A. barbaden'se,** Barbadoes aloes, prepared from *A. ve'ra*. **A. capen'sis,** Cape aloes, from *A. spica'ta* and other South African species. **A. fe'rox,** a species supplying the best South African aloes. **A. purifica'ta,** Socotrine aloes purified by dissolving in alcohol, straining, and evaporating. Dose, 1–5 gr. (0.065–0.13 gm.). **A. vulga'ris,** a species which affords aloes in the East and West Indies and in other warm regions.

Aloes (al'ōz). See *Aloe*, 2d def. **Barbadoes a., Caballine a.,** a coarse variety, used mainly in veterinary practice. **Cape a.** See under *Aloe*. **Curacoa a.,** a kind from the island of Curaçoa. **Hepatic a.,** a dark liver-colored variety of aloes. **Indian a.,** aloes from India: the product of a variety of *A. vulga'ris*. **Lign-a.** See *Lignaloe*. **Natal a.,** a variety from Natal, in South Africa. **Socotrine a.,** a variety from Socotra: the product of *A. Per'ryi*. Dose of extract, 1–6 gr. (0.06–0.4 gm.). **Zanzibar a.,** a variety from East Africa.

Aloetic (al-o-et'ik) [L. *aloet'icus*]. 1. Pertaining to or containing aloes. 2. A preparation containing aloes.

Aloetin (al-o-e'tin) [Gr. ἀλόη aloe]. A yellow crystalline principle from aloes; also, a medicinal preparation of aloes.

Alogia (ah-lo'je-ah) [Gr. α neg. + λέγειν to speak]. Inability to speak, due to a lesion of the nerve-substance.

Aloin (al'o-in). A purgative glucosid, $C_{16}H_{18}O_7$, from aloes, of several varieties, as Barbaloin, Nataloin, Socaloin, and Zanaloin. It occurs in the form of fine crystals of extremely bitter taste, soluble in hot water and alcohol. Laxative dose, ½ gr. (0.032 gm.); purgative dose, 2 gr. (0.13 gm.).

Alopecia (al-o-pe'se-ah) [Gr. ἀλώπηξ fox]. Baldness; deficiency of hair, natural or abnormal. **A. adna'ta,** congenital baldness. **A. area'ta, A. cel'si, A. circumscrip'ta,** baldness occurring in sharply defined patches, leaving the scalp smooth and white: probably due to nervous disturbance. **A. furfura'cea,** a chronic disorder of the scalp, marked by itching, hyperemia, dandruff, and falling out of the hair, which becomes harsh, dry, and without lustre: called also *A. pityroides capillitii, Pityriasis capitis, Seborrhœa capillitii*, and *dandruff*. **A. loca'lis, A. neurit'ica,** a form which occurs in patches in the course of a nerve or at the site of an injury. **A. neurot'ica,** a baldness following a nervous disease or injury of the nervous system. **A. orbicula'ris.** Same as *A. areata*. **A. pityroi'des capillit'ii.** See *A. furfuracea*. **A. pityroi'des universa'lis,** a rapid general loss of hair in debilitated conditions. **A. præmatu'ra, A. præseni'lis, A. sim'plex,** premature baldness. **A. syphilit'ica,** baldness from syphilis. **A. universa'lis,** a general falling-out of the hairs of the body.

Aloresinotannol (al''o-res-in-o-tan'ol). A principle derivable from various kinds of aloes.

Aloxanthin (al-ok-san'thin). A yellow principle, $C_{15}H_{10}O_6$, derivable from aloes by the action of potassium bichromate.

Alpha (al'fah) [Gr. α (alpha) the first letter of the Greek alphabet]. The letter α or *a*, used as a part of a chemical name to denote the first of a series.

Alpha-eigon (al-fah-i'gon). A proprietary compound of albumin and iodin with sodium. See *Beta-eigon*.

Alpha-eucain (al-fah-u-ka'in). See under *Eucain*.

Alpha-eunol (al-fah-u'nol). A bitter naphtol and eucalyptol preparation: used in skin-diseases and surgery as an antiseptic.

Alpha-leukocyte (al-fah-lu'ko-sīt). A leukocyte which disintegrates during the coagulation of the blood.

Alpha-naphtol (al-fah-naf'tol). A non-official variety of naphtol. See *Naphtol*.

Alphasol (al'fas-ol), A proprietary antiseptic used in rhinology and laryngology.

Alpha-tropein (al-fah-tro'pe-in). A substance derivable from scopolamin and hyoscin.

Alphitomorphous (al''fit-o-mor'fus) [Gr. ἄλφιτον barley meal + μορφή form]. Having a mealy appearance: said of certain fungous parasites.

Alphol (al'fol). Alpha-naphtol salicylate, $C_{17}H_{12}O_3$, used as an internal antiseptic and an anodyne in gonorrheal cystitis and acute articular rheumatism. Dose, 5–15 gr. (0.324–0.972 gm.).

Alphos (al'fos) [L.; Gr. ἀλφός]. A variety of lepra or psoriasis.

Alphozone (al-fo'zōn). Succinic peroxid, a white crystalline powder derived from hydrogen peroxid. It is soluble in water stable and non-toxic. It is said to be a powerful germicide.

Alpinia (al-pin'e-ah) [L. for *Pros'pero Alpi'ni*, 1553–1617]. A genus of zingiberaceous plants. See *Galangal*.

Alsol (al'sol). Aluminum acetotartrate, prepared by mixing 5 parts of basic aluminum acetate with 3 parts of tartaric acid and dissolving in water. This is dried, redissolved, and precipitated with alcohol. Used as a substitute for potassium chlorate, carbolic acid, and corrosive sublimate as an astringent and disinfectant, especially in diseases of the nose and throat. Used in from ½–1 per cent. solution.

Alstonia (al-sto'ne-ah) [after C. Alston, 1683–1760]. A genus of apocynaceous plants. *A. schola'ris*, a tree of tropical Asia, affords Dita bark.

Alstonin (al'sto-nin). A white crystalline alkaloid, $C_{21}H_{20}N_2O_4$, from the bark of *Alsto'nia constric'ta*.

Alterant (awl'ter-ant). Same as *Alterative*.

Alterative (awl'ter-at-iv) [L. *altera're* to change]. 1. Reëstablishing healthy functions of the system. 2. A medicine that produces a favorable change in the processes of nutrition and repair. The principal alteratives are mercury and mercuric compounds, arsenic, iodin, and the iodids, codliver oil, gold, iron, and the compounds of sodium and potassium.

Alternating (awl'ter-na-ting). Occurring in regular succession; alternately direct and reversed.

Althæa (al-the'ah) [L.]. A genus of malvaceous plants. The root and leaves of *A. officina'lis*, or marshmallow, are demulcent and furnish a mucilage (mucilago althææ). Marshmallow syrup, made from the root, is used as a vehicle in cough-medicine.

Althal (al'thal). A crystalline fatty compound obtained from the sperm whale.

Alum (al'um) [L. *alu'men*; gen. *alu'minis*]. 1. The aluminum and potassium sulphate, $K_2SO_4 \cdot Al_2(SO_4)_3 + 24H_2O$, a colorless crystalline substance, with astringent and styptic properties, and soluble in water, but insoluble in alcohol. It is used internally as an emetic, and locally in solution in conjunctivitis, laryngitis, leukorrhea, and ulcers, and also as a styptic. Dose, 10–15 gr. (0.666–1 gm.). 2. Any member of a class of double sulphates formed on the type of the foregoing. **Ammonia a.,** the double sulphate of aluminum and ammonium: used like the ordinary alum. **Ammonio-ferric a.,** a powerfully styptic alum, sulphate of iron and ammonium. Dose, 5–10 gr. (0.333–0.666 gm.). **Burnt a.,** alum exsiccated or dehydrated by heat; a whitish, porous mass: used as a styptic or astringent. Dose, 5–30 gr. (0.333–1.944 gm.). **Chrome a.,** chromium and potassium sulphate: a violet pigment. **Concentrated a., Patent a.,** ammonium sulphate, incorrectly called an alum. **Iron a.,** iron and potassium sulphate. **Roman a.,** a special make of common alum. **Soda a.,** aluminum and sodium sulphate. **A.-whey,** whey made by boiling alum (2 oz.) in a pint of milk: astringent and hemostatic.

Alum-hematoxylin (al''um-hem-at-ok'sil-in). A purple stain, prepared by mixing a solution of hematoxylin in alcohol with a solution of potassium alum in water: used as a tissue-stain in microscopy. See *Stains, Table of*.

Alumen (al-u'men). L. for *Alum*. **A. exsicca'tum,** dried or burnt alum.

Alumina (al-u'min-ah). Aluminum oxid, Al_2O_3: found in clay and in many minerals.

Aluminated (al-u'min-a-ted). Charged with alum.

Aluminium (al-u-min'e-um) [L.]. Same as *Aluminum*.

Aluminoid (al-u'min-oid). A white astringent and antiseptic powder.

Aluminol (al-u'min-ol). Same as *Alumnol*.

Aluminosis (al-u-min-o'sis). A lung-disease of persons who work with alum.

Aluminum (al-u'min-um). A very light, whitish, lustrous, metallic element obtainable from clay: specific gravity, 2.67; atomic weight, 27; symbol, Al. It is very malleable and ductile, and is used for the manufacture of instruments. **A. acetate,** a compound, $Al_2(OH)_2(C_2H_3O_2)_4$, used in solution as an astringent and antiseptic. **A. acetoglycerate** is used as an astringent and antiseptic in diseases of the nose and throat. **A. acetotartrate.** See *Alsol*. **A. and potassium sulphate,** ordinary alum, $K_2Al_2(SO_4)_4$. See *Alum*. **A. boroformate,** an antiseptic and astringent, made from boric acid, formic acid, and aluminum hydrate. **A. borotartrate.** See *Boral*. **A. borotannate.** See *Cutol*. **A. bromid,** a white mass, $AlBr_3$, used as a gargle in diphtheria. **A. gallate.** See *Gallal*. **A. hydrate, A. hydroxid,** a white, tasteless powder, $Al_2(OH)_6$: mildly astringent, and used externally as a drying-powder and internally as an antacid and absorbent. Dose, 3–15 gr. (0.2–1 gm.). **A. naphtolsulphonate.** See *Alumnol*. **A. nitrate,** a compound, $Al_2(NO_3)_6 + 18H_2O$, used in pruritus vulvæ. **A. oleate** is used as an ointment in burns, ulcers, and diseases of the skin. **A.-potassium salicylate.** See *Alkasal*. **A. salicylate.** See *Salumin*. **A. sozoiodolate,** a crystalline compound $(C_6H_2OH.SO_3I_2)_2Al + 3H_2O$, used as an antiseptic wash in 2–3 per cent. solution. **A. sulphate,** an antiseptic and astringent salt, $Al_2(SO_4)_3$: antiseptic and astringent in 5 per cent. solution, and in stronger solution as a caustic. **A. sulphocarbolate.** See *Sozal*. **A. tannate.** See *Tannal*.

Alumnol (al-um'nol). Aluminum-naphtol disulphonate, $[(C_{10}HS(OH)(SO_3)_2]_3Al_2$, a white or reddish powder, soluble in cold water, slightly soluble in alcohol, and insoluble in ether. It is used as an astringent and antiseptic in gonorrhea, endometritis, and purulent wounds in ½–2 per cent. solution.

Alvegniat's pump (ahl-ven-yahz'). A mercurial air-pump for extracting gases from the blood.

Alveloz (al'vel-oz) [Sp.]. A tree of tropical America, *Euphor'bia heterodox'a:* its juice has been recommended for lupus and cancer. Dose, 15–30 gr. (1–2 gm.).

Alveolar (al-ve'o-lar) [L. *alveola'ris*]. Pertaining to an alveolus.

Alveolitis (al-ve-o-li'tis). Inflammation of an alveolus, as of a tooth.

Alveolocondylean (al-ve''o-lo-kon-dil'e-an). Pertaining to the alveolus and condyle.

Alveolodental (al-ve''o-lo-den'tal). Pertaining to a tooth (or teeth) and to a socket (or sockets).

Alveolus (al-ve'ol-us), pl. *alve'oli* [L.]. 1. The bony socket of a tooth. 2. The acinus of a gland. 3. An air-sac of the lungs. 4. Any one of the honey-comb cells of the gastric mucous membrane.

Alveus (al've-us) [L. "a trough"]. A trough or a canal. **A. ampulles'cens,** the dilated part of the thoracic duct at the receptaculum chyli. **A. hippocam'pi,** the layer of medullary matter in the brain covering the hippocampus major.

Alvine (al'vin) [L. *alvi'nus*]. Pertaining to the belly.

Alvus (al'vus) [L.]. The belly with its contained viscera.

Alymphia (ah-lim'fe-ah) [Gr. α neg. + L. *lym'pha* lymph]. Deficiency or absence of the lymph.

Alypin (al-i'pin). A glycerin derivative used as a local anesthetic, especially in eye operations, in a 2 per cent solution.

Am. A symbol for *myopic astigmatism*, for *meter-angle*, and for *ametropia*.

Ama (a'mah), pl. *a'mæ* [L.]. An enlargement of a semicircular canal of the internal ear at the end opposite the ampulla.

Amaas (am-ah-as). A specific contagious eruptive fever of South Africa, resembling small-pox, being probably a mitigated form of that disease. Called also *Kaffir milk-pox*.

Amacrinal (am-ak'rin-al). Of the nature of amacrines.

Amacrine (am'ak-rin) [Gr. α neg. + μακρός long + ἶς, ἰνος fiber]. Any one of a group of branched retinal structures regarded as modified nerve-cells.

Amadou (am'ah-doo) [Fr.]. Touchwood or punk; the fungus *Bole'tus ignia'rius*, which grows on old trees, and is used as a wound-dressing and as a hemostatic. **Sheet a.**, a preparation of amadou used as a dressing for bedsores.

Amalgam (am-al'gam) [Anagram of Gr. μάλαγμα a soft mass]. Any alloy of mercury with another metal. Amalgams are distinguished as binary, ternary, quaternary, etc., according as they contain two, three, or four metals. **Dental a.**, an amalgam of silver, tin, and mercury: used for filling teeth. Gold, platinum, etc., are sometimes added.

Amanita muscaria (ah-man'it-ah mus-ka're-ah). The fly agaric, a poisonous mushroom.

Amanitin (ah-man'it-in). A poisonous alkaloid, identical with cholin, from fly agaric; also a poisonous glucosid from the various mushrooms.

Amanitotoxin (am-an-it-o-toks'in). A poisonous principle or toxin from *Amanita phalloides*. It differs from phallin in being more resistant to heat and to the action of pepsin and pancreatin.

Amara (am-a'rah) [L. pl.]. Bitters (q. v.).

Amaril (am'ar-il) [Sp. *amaril'lo* yellow]. The poison generated by the *Bacil'lus icteroi'des*, and believed to be active in inducing yellow fever.

Amarillic (am-ar-il'ic). Pertaining to amaril.

Amarin (am'ar-in) [L. *uma'rus* bitter]. A poisonous crystalline base, $C_{21}H_{18}N_2$, from oil of bitter almond, and also prepared artificially.

Amaroid (am'ar-oid). A bitter principle; a general name for vegetable extractives other than alkaloids and glucosids.

Amarol (am'ar-ol). Same as *Ingestol*.

Amarthritis (am-ar-thri'tis) [Gr. ἅμα together + ἄρθρον joint]. Inflammation of several joints at the same time.

Amasesis (am-as-e'sis) [Gr. α priv. + μάσησις chewing]. Inability to chew the food.

Amastia (ah-mas'te-ah) [Gr. α priv. + μαστός breast]. Absence of the mammæ.

Amativeness (am'at-iv-nes) [L. *ama're* to love]. Normal sexual desire.

Amatory (am'at-o-re) [L. *amato'rius*]. Pertaining to love or sexual desire.

Amaurosis (am-aw-ro'sis) [L. from Gr. ἀμαυρόειν to darken]. Blindness; especially blindness occurring without apparent lesion of the eye, from disease of the optic nerve, retina, spine, or brain. **Albuminuric a.**, that which is due to renal disease. **Burns's a.**, postmarital amblyopia. **Cerebral a.**, that which is due to cerebral or brain disease. **Congenital a.**, that which exists from birth. **Diabetic a.**, that which is associated with diabetes. **Hysteric a.**, that which is associated with hysteria. **A. partia'lis fu'gax**, sudden transitory partial blindness with scotomata, scintillations, vertigo, nausea, and headache. **Reflex a.**, that which is caused by the reflex action of a remote irritation. **Saburral a.**, that which occurs in an attack of acute gastritis. **Uremic a.**, an amaurotic condition sometimes attendant on nephritis.

Amaurotic (am-aw-rot'ik). Pertaining to or of the nature of amaurosis.

Amaxophobia (ah-mak-so-fo'be-ah) [Gr. ἅμαξα car + φόβος fear]. Insane dread of being in a carriage.

Amazia (ah-ma'ze-ah) [Gr. α priv. + μαζός breast]. Congenital absence of the mammary gland.

Amber (am'ber) [L. *suc'cinum*]. A yellowish fossil resin, the gum of several species of coniferous trees, found in the alluvial deposits of Northeastern Prussia. Its volatile oil is rubefacient, antispasmodic, and stimulant. Dose of oil (*o'leum suc'cini*), 5–10 min. (0.333–9.666 c.c.).

Ambergris (am'ber-gris) [L. *am'bra gris'ea* gray amber]. A gray substance from the sperm whales' intestines: used as a perfume and as a stimulant in low fevers, chronic catarrh, hysteria and other nervous affections. Dose, 1–3 gr. (0.066–0.198 gm.).

Ambidexter, Ambidextrous (am-bid-ek'ster, am-bid-ek'strus) [L. *am'bi* on both sides + *dex'ter* right-handed]. Able to use either hand effectively.

Ambilateral (am-be-lat'er-al) [L. *am'bo* both + *la'tus* side]. Pertaining to or affecting both sides.

Ambilevous (am-bil-e'vus) [L. *am'bi* on both sides + *læ'vus* left-handed]. Not having skill in the use of either hand.

Ambiopia (am-be-o'pe-ah) [L.]. See *Diplopia*.

Amblyaphia (am-ble-a'fe-ah) [Gr. ἀμβλύς dull + ἁφή touch]. Bluntness or dulness of the sense of touch.

Amblygeustia (am-ble-jūs'te-ah) [Gr. ἀμβλύς dull + γεῦσις taste]. Dulness of the sense of taste.

Amblyopia (am-ble-o'pe-ah) [Gr. ἀμβλύς dulled + ὤψ eye]. Dimness of vision from imperfect sensation of the retina and without organic lesion of the eye. **A. alcohol'ica**, impairment of the vision as a result of alcohol-poisoning. **Crossed a.**, that which affects one eye, with hemianesthesia of the same side. **A. ex anop'sia**, that which results from long disuse; argamblyopia. **Hysteric a.**, a form due to hysteria. **Postmarital a.**, that which is caused by sexual excess. **Reflex a.**, that which results from peripheral irritation. **Toxic a.**, amblyopia due to poisoning, as from tobacco or alcohol.

Amblyopiatrics (am-bli-o-pe-at'riks) [*Amblyopia* + Gr. ἰατρικός healing]. The therapeutics or treatment of amblyopia.

Amblyoscope (am'ble-o-scop) [*Amblyopia* + σποπεῖν to view]. An instrument for training an amblyopic eye to take part in vision.

Amboceptoid (am-bo-sep'toid). A modified amboceptor which has lost its cytophile power.

Amboceptor (am-bo-sep'tor) [L. *am'bo* both + *cap'ere* to take]. A substance supposed to be found in the blood serum as a result of inoculation. It serves to connect the invading cell with the complement, being composed of two elements, the *cytophile* group, which has an affinity for the cell, and a *complementophile* group, which has an affinity for the complement. Called also *Immune body*, *Intermediary body*. *Copula*, *Sensitizer*, *Desmon*, *Philocytase*, *Preparative*, *Fixative*, and *Fixator*. See *Ehrlich's side chain theory* under *theory*.

Amboceptorgen (am-bo-sep'tor-jen). A free receptor giving rise to amboceptors.

Ambon (am'bon). The edge of the sockets in which the heads of long bones are lodged.

Amboyna button (am-boi'nah). Same as *Frambesia*.

Ambrosia (am-bro'zhe-ah) [L. and G., from ἄμβροτος immortal]. A genus of composite flowered plants. *A. artemisiæfo'lia* and *A. trif'ida* have been employed as anthelmintics and febrifuges. Their pollen is said to cause hay-fever.

Ambrosin (am-bro'sin). A substance contained in the pollen of rag-weed (*Ambrosia*) which is probably the cause of autumal hay-fever.

Ambulance (am'bu-lans) [Fr.]. A wagon for the sick and wounded.

Ambulant, Ambulatory (am'bu-lant, am'bu-la-to-re) [L. *am'bulans* walking]. Walking, or able to walk; not confining the patient to bed.

Ambustion (am-bust'yun). A burn or scald.

Ameba, Amœba (am-e'bah) [L. from Gr. ἀμοιβή change]. A minute one-celled protozoan animal organism; also a genus (*Amœba*) of such organisms. An ameba is a single-celled nucleated mass of protoplasm which is constantly changing its shape by extending out from its circumference processes of protoplasm called *pseudopodia*. By these processes it moves about and also absorbs nourishment. **A. bucca'lis**. Same as *A. dentalis*. **A. cachex'ica**, the name given to an ameboid organism found in carcinoma. **A. co'li** is a species which is found in the intestine and is generally thought to be harmless, though it may be identical with *A. dysenteriæ*. **A. co'li mi'tis** is a non-pathogenic form. **A. denta'lis**, a species found on the teeth. **A. dysente'riæ**, a supposed species of ameba indistinguishable from *A. coli*, but believed to be the cause of amebic or tropical dysentery and tropical abscess of the liver. Called also *A. histolytica* and *Entamœba histolytica*. **A. histolyt'ica**. See *A. dysenteriæ*. **A. meleag'ridis**, a species causing infectious enterohepatitis in turkeys. **A. urogenita'lis**, a species found in the urine and the vaginal secretions.

Amebadiastase (am-e''ba-di'as-tās). An intracellular enzyme found in amebæ which digests the bacteria absorbed by the latter.

Amebic, Amœbic (am-e'bik). Pertaining to, or of the nature of, an ameba.

Amebicide (am-eb'is-īd) [*Ameba* + L. *cæ'dere* to kill]. 1. Destructive to amebæ. 2. An agent that destroys amebæ.

Amebiform (am-e'bi-form). Shaped like or resembling an ameba.

Amebiosis (am-e-bi'os-is). Infection with amebæ.

Amebism, Amœbism (am'e-bism). Invasion of the system with amebæ.

Amebodiastase (am-e-bo-di'as-tās). A proteolytic enzyme extracted from the bodies of protozoa.

Ameboid (am-e'boid) [Gr. ἀμοιβή change + εἶδος form]. Resembling an ameba in form or in movements.

Amebula, Amœbula (am-e'bu-lah) [Dim. of L. *Amœba*]. A spore having pseudopodia like ameba; as the spore of the malarial parasite after it has entered the red blood-corpuscle and become amebiform. Called also *Pseudopodiospore*.

Ameburia, Amœburia (am-e-bu're-ah) [L. *ame'ba* + Gr. οὖρον urine]. The discharge or presence of amebæ in the urine.

Amelia (am-e'le-ah) [Gr. α priv. + μέλος limb]. Absence of the limbs.

Amelification (am-el-if-ik-a'shun) [Old Fr. *amel* enamel + L. *fa'cere* to make]. The development of enamel-cells into enamel.

Amelioration (am-e-le-o-ra'shun) [L. *ad* to + *me'lior* better]. Improvement, as of the condition of a patient.

Ameloblast (am-el'o-blast) [Old Fr. *amel* enamel + Gr. βλαστός germ]. One of the group of cells from which the dental enamel is developed; an enamel-cell. The ameloblasts cover the papilla of the enamel-organ. Called also *Adamantoblast*.

Amelus (am'el-us) [Gr. α priv. + μέλος limb]. A monstrosity without limbs.

Amenia (am-e'ne-ah) [Gr. α neg. + μήν month]. Absence of the menses.

Amenomania, Amœnomania (am-e-no-ma'ne-ah) [L. *amœ'nus* pleasant + *Mania*]. Insanity with agreeable hallucinations.

Amenorrhea, Amenorrhœa (am-en-or-re'ah) [Gr. α neg. + μήν month + ῥοία flow]. Absence or abnormal stoppage of the menses. **Primitive a.**, a condition in which the menstruation has not appeared at the proper time. **Secondary a.**, arrest of the menses after they have once existed.

Amenorrheal (am-en-or-re'al). Pertaining to amenorrhea.

Ament (a'ment) [Gr. α neg. + L. *mens* mind]. An idiot; a person with no mind.

Amentia (ah-men'she-ah) [Gr. α priv. + L. *mens* mind]. Absence of the intellect; idiocy.

Amerism (am'er-izm) [Gr. α neg. + μερος part]. The quality of not splitting into segments or fragments.

Ameristic (ah-mer-is'tik) [Gr. α priv. + μεριστός divided). Not split into segments.

Ametamorphosis (ah-met-ah-mor'fo-sis). Undue activity of thought leading to a condition of mental absorption and abstraction.

Ametria (ah-me'tre-ah) [Gr. α neg. + μήτρα uterus]. Congenital absence of the uterus.

Ametrohemia (ah-me-tro-he'me-ah) [Gr. α neg. + μήτρα womb + αἷμα blood]. Lack of uterine blood-supply.

Ametrometer (am-et-rom'et-er) [*Ametropia* + Gr. μέτρον measure]. An instrument for measuring the degree of ametropia.

Ametropia (ah-met-ro'pe-ah) [Gr. α neg. + μέτρον measure + ὤψ eye]. Imperfection in the refractive powers of the eye, so that images are not brought to a proper focus on the retina, producing either hypermetropia, myopia, or astigmatism.

Ametropic (am-et-rop'ik). Affected with or pertaining to ametropia.

Amh. An abreviation for *mixed astigmatism with myopia predominating*.

Amianthinopsy (am-e-an'thin-op-se) [Gr. α priv. + ἰάνθινος violet + ὄψις vision]. Violet-blindness; inability to perceive violet-colored rays.

Amicrobic (ah-mi-kro'bik) [Gr. α neg. + *Microbe*]. Not caused by microbes.

Amid (am'id) [*Ammonia* + *id*]. Any compound derived from ammonia by substituting an acid radical for hydrogen. **Primary a.**, ammonia in which one atom of hydrogen has been substituted. **Secondary a.**, ammonia in which two atoms of hydrogen have been substituted; an imid.

Amidase (am'id-ās). A deamidizing enzyme.

Amidin (am'id-in) [Fr. *amidon* starch]. 1. One of the constituents of starch-granules, the portion that is soluble in water. 2. Any one of a group of monacid bases derived from the nitrites by heating with ammonium chlorid. **Insoluble a., Tegumentary a.**, the cellular lining of a starch-granule; amylin.

Amido-. A prefix in chemical names, indicating that the substance represented by the latter part of the name is modified by the substitution of the radical NH_2 for hydrogen.

Amido-acetal (am-id-o-as'e-tal). A highly poisonous substance $NH_2CH_2(OC_2H_5)_2$ which acts by paralyzing the respiratory center.

Amido-acid (am-id-o-as'id). An acid in which one hydrogen atom is replaced by the radical NH_2.

Amidocephalin (am-id-o-sef'al-in). A form of cephalin found in the brain-substance.

Amidogen (am'id-o-jen). The hypothetic radical, NH_2, found in amido-compounds.

Amidohexose (am''id-o-hek'sos). A hexose combined with the amido group NH_2

Amidol (am'id-ol). Di-amidophenol; a photographic developer and hair-stain. It may produce eczema and scalp-irritation.

Amidomyelin (am-id-o-mi'el-in). A base, $C_4H_{92}K_2P_{10}$, from the brain-substance; also any member of the group to which it belongs.

Amdopurin (am''id-o-pu'rin). Same as *Adenin*.

Amidulin (am-id'u-lin). The granulose of starch freed from its envelop of amylocellulose by the action of hydrochloric acid; soluble starch.

Amimia (ah-mim'e-ah) [Gr. α neg. + μῖμος mimic]. Loss of the power of expression by the use of signs or gestures. **Amnesic a.**, a condition in which gestures can be made, but their meaning cannot be remembered. **Ataxic a.**, absolute loss of the power of making signs.

Amin (am'in). Any member of a group of chemical compounds formed from ammonia by replacing hydrogen with an alcohol radical. The amins combine with acids to form salts, and are distinguished as *primary*, *secondary*, and *tertiary*, according as one, two, or three hydrogen atoms are replaced. The amins include allylamin, amylamin, ethylamin, methylamin, phenylamin, propylamin, and many other compounds.

Amino-acid (am'in-o-as'id). Same as *Amido-acid*.

Aminoform (am-in'o-form). Same as *Urotropin*.

Aminol (am'in-ol). An antiseptic and deodorant liquid with a strong fishy odor, derived from the methylamin of herring-brine.

Amitosis (am-it-o'sis) [Gr. α priv. + μίτος thread]. Direct cell-division; cell-division by simple cleavage.

Amitotic (am-it-ot'ik). Of the nature of amitosis; not occurring by karyokinesis.

Ammonemia (am-mo-ne'me-ah). See *Ammoniemia*.

Ammonia (am-mo'ne-ah) [named from Jupiter *Ammon*, near whose temple in Libya it was formerly obtained]. 1. A colorless alkaline gas, NH_3, of penetrating odor, and soluble in water forming ammonia-water (*a'qua ammo'niæ*). Ammonia preparations are antacids and stimulants in acidity of the stomach, headache, hysteria, etc. Dose of aqua ammoniæ, 5–30 min. (0.333–2 c.c.); of mistura ammoniæ, 4–8 dr. (16–32 c.c.); of spiritus ammoniæ, 5–30 min. (0.333–2 c.c.); of spiritus ammoniæ aromaticus, 15–60 min. (1-4 c.c.).

Ammoniac (am-mo'ne-ak) [L. *ammoni'acum*]. A fetid gum-resin, stimulant and expectorant, from a Persian umbelliferous plant, *Dore'ma ammoni'acum*, used in bronchitis and asthma. Ammoniac plaster and plaster of ammoniac and mercury are used as counterirritants in pleurisy and rheumatism. Dose of mistura ammoniaci, ½–1 fl. oz. (0.3–0.6 c.c.).

Ammoniacal (am-o-ni'-ak-al). Containing ammonia.

Ammoniated (am-mo'ne-a-ted). Combined with ammonia.

Ammoniemia (am-mo-ne-e'me-ah) [L. *ammo'nia* + Gr. αἷμα blood]. An abnormal condition marked by the presence of ammonia or its compounds in the blood.

Ammonio-. A prefix indicating combination with ammonium.

Ammonium (am-mo'ne-um). The hypothetical radical, NH_4, of ammonia. Its salts are stimulant to the heart and respiration. **A. acetate**, a compound, $NH_4C_2H_3O_2$, used as a diaphoretic and refrigerant. **A. acetate, solution of**, the so-called spirit of Mindererus. Dose, 1–8 dr. (4–32 c.c.). **A. benzoate**, a white crystalline salt, stimulant and diuretic. Dose, 5–15 gr. (0.333–1 gm.). **A. biborate**, a salt useful in renal and vesical diseases. Dose, 10–20 gr. (0.666–1.333 gm.). **A. bromid**, a crystalline compound used like potassium bromid in epilepsy, delirium, rheumatism, and whooping-cough. It is more stimulant than potassium bromid. Dose, 5–20 gr. (0.333–1.333 gm.). **A. camphorate**, a crystalline substance, $C_{10}H_{15}O_4NH_4$: sedative dose, 2-4 gr. (0.133-0.266 gm.). **A. carbamate**, a compound, $CO(NH_2)ONH_4$. It is said that the periodical accumulation of this compound in the blood causes epileptic attacks. **A. carbonate**, a white salt, $NH_4HCO_3.NH_4NH_2CO_2$, a valuable stimulant and expectorant in bronchitis, pneumonia, etc., and a heart-stimulant in adynamic states. Dose, 3–10 gr. (0.02–0.666 gm.). **A. chloraurate**, a salt of gold, NH_3AuCl_4: recommended in disorders of menstruation. Dose, $\frac{1}{10}$ gr. (0.006 gm.). **A. chlorid**, sal ammoniac, a white crystalline body, NH_4Cl; a stimulant, resolvent, and expectorant: used in bronchitis, in neuralgia and rheumatism, and in dysmenorrhea and amenorrhea. Dose, 1–20 gr. (0.066–1.333 gm.). **A. embelate**, a crystalline salt, $C_9H_{13}O_2.NH_4$, used as a teniafuge. Dose, 5–10 gr. (0.333–0.666 gm.). **A. fluorid**, recommended for enlargement of the spleen and as an antiperiodic and antipyretic. Used in a solution of 4 grains to the ounce. **A. iodid**, a white crystalline body, NH_4I: a valuable antisyphilitic and antirheumatic, and used like other iodids. Dose, 2–10 gr. (1.333–0.666 gm.). **A. nitrate**, a colorless crystalline compound, NH_4NO_3, used in making nitrous oxid gas. It is readily soluble in water, and soluble in 20 parts of alcohol. **A. oxalate**, $(NH_4)_2C_2O_4 + H_2O$, is used as a test-solution. **A. persulphate**, a colorless crystalline substance, $(NH_4)_2S_2O_8$, used in a ½–2 per cent. solution as a deodorant and disinfectant for wounds and as a mouth-wash. **A. phosphate**, a salt in colorless translucent prisms, $(NH_4)_2HPO_4$: useful in gout and rheumatism. Dose, 5–20 gr. (0.333–1.333 gm.). **A. picrate**, an explosive salt in yellow needles: antipyretic and antiperiodic. Dose, ⅛–½ gr. (0.008–0.033 gm.), given in a wafer or capsule. **A. salicylate**, a white crystalline compound, $C_6H_4(OH)COONH_4$, used as an expectorant. Dose, 2–10 gr. (0.13–1.3 gm.). **A. sulpho-ichthyolate**. See *Ichthyol*. **A. urate**, a white powder, $NH_4C_5H_3N_4O_3$, found in urinary sediments and calculi, and in the excrement of birds and reptiles. It is used externally in skin disease; internally in phthisis; to be given with caution. Dose, ¼–7 gr. (0.16-0.462 gm.). **A. valerate, A. valerianate**, a deliquescent white or colorless salt, in plates: useful in nervous affections. Dose, 1-5 gr, (0.066–0.333 gm.).

Ammoniuria (am-mo-ne-u're-ah) [*Ammonia* + Gr. οὖρον urine]. Excess of ammonia in the urine.

Ammonol (am'o-nol). Ammoniated phenylacetamid, $C_6H_5NH_2$, a coal-tar derivative. It is antiseptic, analgesic, and cholagogue. Dose, 5–20 gr. (0.3–1.3 gm.). **A. salicylate**, a compound used in nervous headaches in doses of 8 gr. (0.5 gm.).

Ammotherapy (am-mo-ther'a-pe) [Gr. ἄμμος sand + θεραπεία healing]. Treatment of disease by the sand-bath.

Amnesia (am-ne'se-ah) [Gr. ἀμνησία forgetfulness]. Lack or loss of memory, especially inability to remember the proper words. **Auditory a.**, word-deafness. **Brocas a.**, inability to remember spoken words. **Retrograde a.**, loss of memory for events that occurred before the attack of the disease. **Visual a.**, word-blindness.

Amnesiac (am-ne'se-ak). A person affected with amnesia.

Amnesic (am-ne'zik). Affected with amnesia.

Amniochorial (am-ne-o-ko're-al). Pertaining to the amnion and chorion.

Amnion (am'ne-on) [Gr. ἀμνίον lamb]. The innermost fetal membrane, forming the bag of waters, the sac that encloses the fetus and forms a sheath for the umbilical cord. It consists of two layers: the outer (*false a.*), developed from the mesoblast; the inner (*true a.*), from the epiblast. The false amnion, or subzonal membrane, lies outside the sac of the true amnion, from which it becomes separated. It is finally absorbed or becomes attached to the zona pellucida.

Amnionic (am-ne-on'ik). Pertaining to the amnion.

Amniorrhea (am-ne-or-e'ah) [Gr. ἀμνίον amnion + ῥοία flow]. The escape of the amnionic waters, or liquor amnii.

Amniote (am'ne-ōt). Any animal or species with an amnion.

Amniotic (am-ne-ot'ik). Pertaining to the amnion.

Amniotitis, Amnitis (am-ne-ot-i'tis, am-ni'tis). Inflammation of the amnion.

Amniotome (am'ne-ot-ōm) [Gr. ἀμνίον amnion + τομή cut]. An instrument for cutting the fetal envelops.

Amœba, etc. (ah-me'bah). See *Ameba*, etc.

Amomum (ah-mo'mum) [L.; Gr. ἄμωμον]. A genus of scitaminaceous plants which afford cardamoms and grains of Paradise. See *Cardamom* and *Grains of Paradise*.

Amorphia, Amorphism (ah-mor'fe-ah, ah-mort'-ism) [Gr. α neg. + μορφή form]. The fact or quality of being amorphous.

Amorphous (am-or'fus) [Gr. α not + μορφή form]. Having no definite form; shapeless.

Amorphus (am-or'fus) [Gr. α neg. + μορφή form]. A shapeless acardiac monster-fetus.

Amo'tio ret'inæ [L.]. Separation of the retina.

Ampelopsin (am-pe-lop'sin). A concentration prepared from *Ampelop'sis quinquefo'lia*. Dose, 2–4 gr. (0.133–0.266 gm.).

Ampelopsis (am-pe-lop'sis) [L.; Gr. ἄμπελος grape + ὄψις appearance]. A genus of vitaceous climbing shrubs. **A. quinquefo'lia**, the Virginia creeper, is tonic, expectorant, astringent. Dose of fluid extract, 30–60 min. (2–4 c.c.).

Ampelotherapy (am-pel-o-ther'ap-e) [Gr. ἄμπελος vine + *Therapy*]. The therapeutic use of grape products; grape-cure.

Ampèrage (am'per-aj). The intensity of an electric current expressed in ampères.

Ampère (ahm-pār') [for *A. M. Ampère*, 1775–1836]. The unit of electric-current strength; the current afforded by one volt of electromotive force against one ohm of resistance.

Ampèremeter (ahm-pār'me-ter). An instrument for measuring ampèrage.

Amphamphoterodiplopia (am-fam-fo''ter-o-diplo'pe-ah) [Gr. ἀμφί on both sides + ἀμφότερος both together + *Diplopia*]. Double vision with both eyes together, or with either eye separately.

Amphiarkyochrome (am-fe-ar'ke-o-krōm) [Gr. ἀμφί both + ἄρκυς net + χρῶμα color]. A nerve-cell, the stainable portion of whose body is a pale network, of which the nodal points are joined by a readily and intensely stainable network.

Amphiarthrosis (am-fe-ar-thro'sis) [Gr. ἀμφί both + ἄρθρωσις joint]. A joint in which the surfaces are connected by disks of fibrocartilage, as between vertebræ, or by synovial membranes, as in the pubic symphysis. This form of articulation admits of but little motion.

Amphiaster (am-fe-as'ter) [Gr. ἀμφί both + ἀστήρ star]. The figure of achromatin-fibers formed in karyokinesis, consisting of two asters joined by a spindle. See *Diaster*.

Amphibia (am-fib'e-ah) [Gr. ἀμφί both + βίος life]. A class of vertebrated animals that are able to live both on land and in water, as the frog.

Amphibious (am-fib'e-us). See *Amphibia*. Capable of living both on land and in water.

Amphiblastula (am-fe-blas'chu-lah) [Gr. ἀμφί double + *Blastula*]. A blastula with unequal segments.

Amphiblestritis (am-fe-bles-tri'tis) [Gr. ἀμφίβλῆστρον net]. Inflammation of the retina.

Amphibolia (am-fib-o'le-ah) [Gr. "uncertainty"]. The uncertain stage of a fever or disease: a period of doubtful prognosis.

Amphibolic, Amphibolous (am-fe-bol'ik, am-fib'-ol-us) [Gr. ἀμφίβολος uncertain or doubtful]. Uncertain; vacillating; of doubtful prognosis.

Amphicelous (am-fe-se'lus) [Gr. ἀμφί both + κοῖλος hollow]. Concave at both ends or sides.

Amphicentric (am-fe-sen' trik) [Gr. ἀμφί both + κέντρον point]. Beginning and ending in the same vessel, as a branch of a rete mirabile.

Amphicrania (am-fik-ra'ne-ah) [Gr. ἀμφί both + κρανίον head]. Pain in both sides of the head.

Amphicreatin (am-fik-re'at-in) [Gr. ἀμφί both + *Creatin*]. A leukomain, $C_9H_{19}N_7O_4$, from muscle, occurring in the form of opaque, yellowish-white crystals.

Amphicreatinin (am-fik-re-at'in-in) [Gr. ἀμφί both + *Creatinin*]. A poisonous leukomain, $C_9H_{10}N_7O_4$, from muscle.

Amphicroic (am-fi-kro'ik) [Gr. ἀμφί both + κρούειν to test]. Turning red litmus paper blue, and blue litmus paper red.

Amphicytula (am-fis-it'u-lah) [Gr. ἀμφί double + *Cytula*]. The ovum in its cytula stage.

Amphidiarthrosis (am''fe-di-e-ar-thro'sis) [Gr. ἀμφί double + *Diarthrosis*]. A joint having the nature of both a ginglymus and arthrodia, as the articulation of the lower jaw.

Amphigastrula (am-fe-gas'tru-lah) [Gr. ἀμφί double + *Gastrula*]. The ovum at an advanced stage of gastrulation.

Amphikreatin (am-fik-re'at-in). See *Amphicreatin*.

Amphikreatinin (am-fik-re-at'in-in). See *Amphicreatinin*.

Amphimicrobian (am-fe-mik-ro'be-an) [Gr. ἀμφί both + *Microbe*]. Both aërobic and anaërobic.

Amphimixis (am-fim-ik'sis) [Gr. ἀμφί both + μίξις a mingling]. The union of germ-nuclei in reproduction; the mingling of the germ-plasm, or heredity substance, of two individuals.

Amphimorula (am-fe-mor'u-lah) [Gr. ἀμφί both + *Morula*]. The morula resulting from unequal segmentation, the cells of the two hemispheres being of unequal size.

Amphinucleus (am-fe-nu'kle-us) [Gr. ἀμφί both + *Nucleus*]. A nucleus that consists of a single body made of spindle-fibers and centrosome, around which the chromatin is massed. It is the ordinary form of protozoan nucleus. Called also *Centronucleus*.

Amphipeptone (am-fe-pep'tōn) [Gr. ἀμφί both + *Peptone*]. A mixture of antipeptone with hemipeptone formed in the digestion of proteids.

Amphipyrenin (am-fe-pi'ren-in) [Gr. ἀμφί on both sides + πυρήν stone of a fruit]. The substance of the nuclear membrane of a cell.

Amphistoma (am-fis'to-mah) [Gr. ἀμφί on both sides + στόμα mouth]. A genus of parasitic

trematode worms. **A. hom'inis,** a species occasionally found in the human intestines in India. **A. Watso'ni,** a trematode worm recently discovered in the small intestines of a negro who had died of diarrhea and starvation.

Amphitrichous (am-fit'rik-us) [Gr. ἀμφί both + θρίξ, hair]. Having flagella at either end.

Amphitropic (am-fe-trop'ik). Passing into the abdomen or other cavity from one side.

Ampho-albumose (am-fo-al'bu-mōs). Any albumose which is converted by digestion into amphopeptone.

Amphodiplopia (am-fo-dip-lo'pe-ah) [Gr. ἄμφω both + *Diplopia*]. Double vision, affecting both eyes.

Amphopeptone (am-fo-pep'tōn). See *Amphipeptone*.

Amphophil, Amphophilic, Amphophilous (am'-fo-fil, am-fo-fil'ik, am-fof'il-us) [Gr. ἄμφω both + φιλεῖν to love]. Stainable with either acid or basic dyes.

Amphoric (am-for'ik) [L. *amphor'icus*, from *am'phora* jar]. Pertaining to a bottle; resembling the sound made by blowing across the mouth of a bottle.

Amphoriloquy (am-for-il'ok-we) [L. *am'phora* jar + *lo'qui* to speak]. The production of amphoric sounds in speaking.

Amphorophony (am-for-of'on-e) [Gr. ἀμφορεύς jug + φωνή sound]. An amphoric sound of the voice.

Amphoteric, Amphoterous (am-fo-ter'ik, am-fot'-er-us) [Gr. ἀμφότερος pertaining to both]. Having opposite characters; affecting both red and blue litmus.

Amphoterodiplopia (am-fot''er-o-di-plo'pe-ah) [Gr. ἀμφότερος both + *Diplopia*]. See *Amphodiplopia*.

Amplification (am-plif-ik-a'shun) [L. *amplifica'tio*]. The enlargement of the visual area of a microscope.

Amplifier (am'plif-i-er). An appliance for increasing the magnification of a microscope.

Amplitude (am'plit-ūd) [L. *amplitu'do*]. Largeness or fulness; wideness or breadth of range or extent. **A. of accommodation,** the total amount of accommodative power of the eye; the difference in refractive power of the eye when adjusted for farthest vision and that when adjusted for nearest vision.

Ampulla (am-pul'lah) [L. "a jug"]. Any flask-like dilatation; especially the dilated end of the semicircular canal of the ear, that of the oviduct, or that of the mammary ducts. **Bryant's a.,** an apparent distention of an artery above a ligature. **A. chy'li,** the receptaculum chyli. **Galen's a.,** a dilation of the vena magna galeni. **Henle's a.,** the dilated extremity of the vas deferens. **A. lactif'era,** a dilatation in a milk-duct just before it enters the nipple. **Lieberkühn's a.,** the cecal termination of a lacteal in an intestinal villus. **A. of the rectum,** the dilated portion of the rectum above the perineal flexure. **A. of Thoma,** one of the small terminal expansions in the spleen-pulp of the interlobar artery of the spleen. **A. of Vater,** a dilatation at the entrance of the common bile and pancreatic duct into the duodenum.

Ampullitis (am-pul-li'tis). Inflammation of an ampulla, especially the ampulla of Henle.

Ampullula (am-pul'lu-lah) [L.]. Any minute ampulla, like many of those of the lymphatic and lacteal vessels.

Amputation (am-pu-ta'shun) [L. *amputa'tio*]. The surgical cutting off of a limb or other part.

Accidental a., the separation or loss of a limb by an accident. **Alouette's a.,** amputation at the hip by a semicircular outer flap to the great trochanter, and a large internal flap from within outward. **Béclard's a.,** amputation at hip-joint by cutting the posterior flap first; a modification of Liston's amputation. **Bloodless a.,** one in which there is little or no loss of blood, the circulation being controlled by mechanical means. **Carden's a.,** a single-flap operation, cutting through the femur just above the knee. **Central a.,** one in which the scar is situated at or near the center of the stump. **Chopart's a., Mediotarsal a.,** amputation of the foot, the calcaneum, astragalus, and a part of the tarsus being retained. **Circular a.,** one performed by means of a single flap and by a circular cut in a direction vertical to the long axis of a limb. **Coat-sleeve a.,** a circular amputation, with a single skin-flap made very long, the end being closed with a tape. **Complete a.,** amputation in which the entire limb or segment of the limb is removed. **Congenital a.,** the amputation of a part of the fetus by a constricting band. **Consecutive a.,** an amputation during or after the period of suppuration. **A. in contiguity,** an amputation at a joint. **A. in continuity,** an amputation elsewhere than at a joint. **Cutaneous a.,** amputation in which the flaps are composed entirely of skin. **Diclastic a.,** an amputation in which the bone is broken by the osteoclast and the soft tissues divided by the écraseur. **Double-flap a.,** one in which two flaps are formed. **Dry a.** See *Bloodless a.* **Dupuytren's a.,** a method of removing the arm at the shoulder-joint: called also *Lisfranc's a.* **Eccentric a.,** one in which the scar is not at the center of the stump. **Elliptical a.,** one in which the cut has an elliptic outline on account of the oblique direction of the incision. **Farabeuf's a.,** amputation of the leg at the "place of choice" by a large external flap. **Flap a.,** one in which flaps are made from the soft tissues, the division being oblique. **Flapless a.,** one in which no flaps are formed, and the wound must heal by granulations. **Forbes's a.,** a foot amputation which retains the calcaneum, astragalus, scaphoid, and a part of the cuboid bones. **Galvanocaustic a.,** one in which the soft parts are divided with the galvanocautery. **Gritti's a.** resembles Carden's, but the patella is retained at the end of the stump, being brought into contact with the cut surface of the femur. **Hancock's a.** is like Pirogoff's, except that a part of the astragalus is also retained in the flap, the lower surface being sawed off and the cut surface of the os calcis brought into contact with it. **Hey's a.,** disarticulation of the metatarsus from the tarsus with removal of a part of the internal cuneiform bone. **Immediate a.,** one performed within twelve hours after the injury. **Intermediary a., Intermediate a.,** one done during the period of reaction and before suppuration. **Interscopulothoracic a.,** amputation of the upper extremity, including the scapula and external part of the clavicle. **Intrapyretic a.** Same as *Intermediary a.* **Intra-uterine a.,** amputation of limbs of the fetus in utero by constructing bands. **Kineplastic a.** See *Kineplasty*. **Larrey's a.,** a method of disarticulation of the humerus at the shoulder-joint by an incision extending from the acromion about three inches down the arm, splitting the deltoid muscle, and from this point about the arm to the center of the axilla. **Lisfranc's a.** 1. See *Dupuytren's a.* 2. A division of the foot between the tarsus and metatarsus. **Major a.,** amputation of a leg above the ankle or of an arm above the wrist. **Malgaigne's a.,** one in which only the astragalus is retained in the stump. **Mediate a.** See *Intermediary a.* **Mediotarsal a.** See *Chopart's*

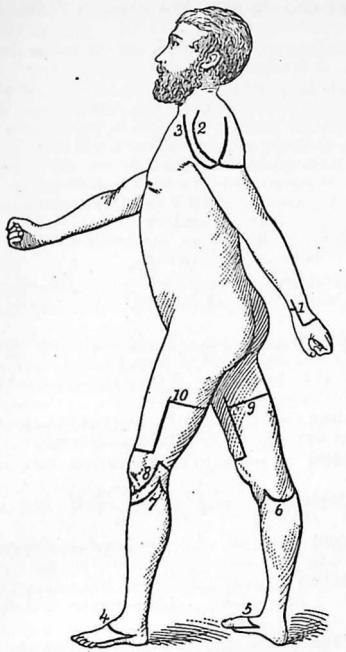

1, Amputation of lower third of forearm (Teale's); 2, at shoulder-joint by large postero-external flap (second method); 3, at shoulder-joint by triangular flap from deltoid (third method); 4, 5, through tarsus (Chopart's); 6, 7, at knee-joint; 8, by single flap (Carden's); 9, 10, of thigh (Teale's).

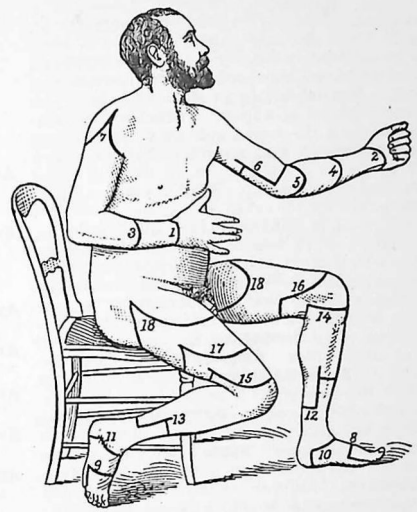

1, Amputation at wrist-joint (dorsal incision); 2, at wrist-joint (palmar incision); 3, at forearm (dorsal incision); 4, at forearm (palmar incision); 5, at elbow-joint (anterior flap); 6, at arm (Teale's); 7, at shoulder-joint (first method); 8, 9, of metatarsus (Hey's); 10, 11, at ankle (Syme's); 12, 13, of leg, posterior flap (Lee's); 14, at knee-joint (Carden's); 15, of thigh (B. Bell's); 16, of thigh (Spencer's); 17, of thigh in middle third; 18, at hip-joint.

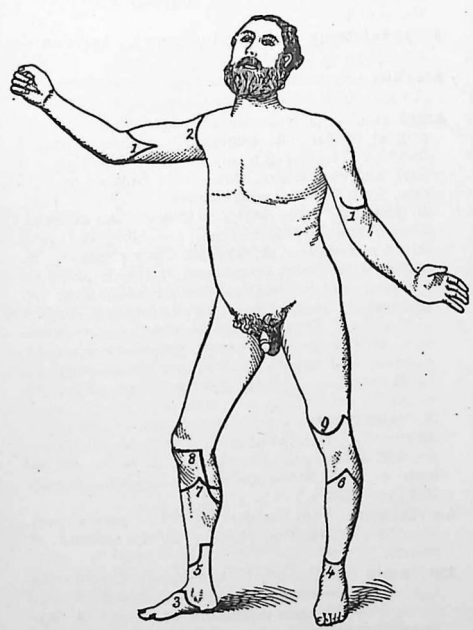

1, Amputation of arm by double flaps; 2, at shoulder-joint; 3, at ankle-joint by internal flap (Mackenzie's); 4, 5, of leg just above the ankle-joint (Syme's); 6, 7, below the knee (modified circular); 8, through condyles of femur (Syme's); 9, at lower third of thigh (Syme's).

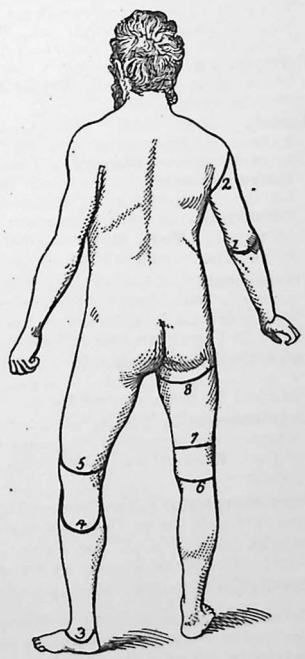

1, Amputation at elbow-joint (posterior flap); 2, at shoulder-joint, posterior incision (first method); 3, at ankle-joint (Mackenzie's); 4, through condyles of femur (Syme's); 5, at lower third of thigh (Syme's); 6, at knee (posterior incision); 7, of thigh (Spencer's); 8, at hip-joint.

a. **Minor a.**, amputation of a small part, as a finger or toe. **Mixed a.**, that which is performed by a combination of the circular and flap methods. **Multiple a.**, amputation of two or more parts at the same time. **Musculocutaneous a.**, in which the flap consists of muscle and skin. **Natural a.** Same as *Congenital a.* **Oblique a.** Same as *Oval a.* **Osteoplastic a.**, one in which the two severed surfaces of bone are brought into contact so as to unite. **Oval a.**, one in which the incision consists of two reversed spirals. **Partial a.**, amputation of only a portion or segment of a limb. **Pathologic a.**, amputation for a diseased condition of the part, as tumor. **Pirogoff's a.** resembles Syme's, but a part of the os calcis remains in the flap at the lower end of the stump. **Primary a.**, one performed after the period of shock, and before the development of inflammation. **Quadruple a.**, amputation of all four extremities. **Racket a.**, one in which there is a single longitudinal incision continuous below with a spiral incision on either side of the limb. **Rectangular a.**, one with a long and a short rectangular skin flap. See *Teale's a.* **Secondary a.**, one performed during suppuration. **Spontaneous a.** See *Congenital a.* **Subastragalar a.**, disarticulation of the foot, in which only the astragalus is retained: called also *Malgaigne's a.* **Subperiosteal a.**, one in which the cut end of the bone is covered with a flap of periosteum. **Syme's a.**, a dislocation of the foot and removal of both malleoli. **Synchronous a.**, multiple amputation; especially multiple amputation in which two or more parts are removed simultaneously by different operators. **Teale's a.**, amputation with a long rectangular flap of muscle and integument on one side of the limb and a short rectangular flap on the other. **Tertiary a.**, amputation done after the stage of inflammatory reaction has subsided. **A. by transfixion**, one performed by thrusting a long knife through the limb and cutting the flaps from within out. **Traumatic a.**, amputation of a part happening in an accident. **Tripier's a.** is like Chopart's, except that a part of the tarsus is removed. **Triple a.**, amputation of three extremities.

Amusia (ah-mu'ze-ah) [Gr. ἀμουσία want of harmony]. Inability to produce (**Motor a.**) or to comprehend (**Sensory a.**) musical sounds. **Instrumental a.**, that in which the patient has lost the power of playing a musical instrument. **Paramusia** is inability to produce correct musical sounds. **Vocal motor a.**, that in which the patient cannot sing in tune.

Amyasthenia (am-i-as-the'ne-ah) [Gr. *a* neg. + μῦς muscle + σθένος force]. Deficiency of muscular force; especially a feeling of weakness in the arms and legs often seen in hysteria.

Amyasthenic, Amyosthenic (am-i-as-then'ik) [Gr. *a* priv. + μῦς muscle + ἀσθένεια weakness]. Marked by muscular weakness.

Amyelencephalia (ah-mi''el-en-sef-a'le-ah) [Gr. *a* neg. + μυελός marrow + κεφαλή head]. Congenital absence of both brain and spinal cord.

Amyelencephalus (ah-mi''el-en-sef'al-us). A fetal monster with neither brain nor spinal cord.

Amyelia (ah-mi-e'le-ah) [Gr. *a* priv. + μυελός marrow]. Congenital absence of the spinal cord.

Amyelic (ah-mi-el'ik). Having no spinal cord.

Amyelinic (ah-mi-el-in'ik). Without myelin; having no medullary sheath.

Amyelonic (ah-mi-el-on'ik) [Gr. *a* neg. + μυελός marrow]. 1. Having no spinal cord. 2. Having no marrow.

Amyelotrophy (ah-mi-el-ot'rof-e) [Gr. *a* neg. + μυελός marrow + τροφή nourishment]. Atrophy of the spinal cord.

Amyelus (ah-mi'el-us) [Gr. *a* neg. + μυελός marrow]. A fetus with no spinal cord.

Amygdala (am-ig'dal-ah) [L. "almond"]. 1. The almond; the fruit of *Amygdalus communis*. See *Almond*. 2. A tonsil. 3. One of the lobules of the cerebellum, situated on the lower surface of either hemisphere. It lies near the median fissure and extends into the fourth ventricle. 4. A nodular mass of cortical cinerea at the apex of the temporal lobe. **A. ama'ra**, the bitter almond. See *Almond*. **A. dul'cis**, the sweet almond of many varieties. See *Almond*.

Amygdalectomy (am-ig-dal-ek'to-me) [Gr. ἀμυγδάλη almond + ἐκτομή excision]. Excision of a tonsil.

Amygdalin (am-ig'dal-in). A glucosid from bitter almond and the leaves of cherry laurel, $C_{20}H_{27}NO_{11}$. It is the source of the hydrocyanic acid in oil of bitter almond.

Amygdaline (am-ig'dal-in) [L. *amygdali'nus*]. 1. Like an almond. 2. Pertaining to a tonsil.

Amygdalitis (am-ig-dal-i'tis). Inflammation of a tonsil.

Amygdaloglossus (am-ig''dal-o-glos'us). See in *Muscles, Table of.*

Amygdaloid (am-ig'dal-oid) [Gr. ἀμυγδάλη almond + εἶδος form]. Like a tonsil or an almond.

Amygdalolith (am-ig-dal'o-lith) [Gr. ἀμυγδάλη almond + λίθος stone]. A calculus or concretion in a tonsil.

Amygdalopathy (am-ig-dal-op'ath-e) [Gr. ἀμυγδάλη tonsil + πάθος illness]. Any disease of a tonsil.

Amygdalophenin (am-ig''dal-o-fe'nin). A grayish-white crystalline compound, $C_6H_4(OC_2H_5)$-$NH.OC.CH(OH)C_6H_5$: used as an antirheumatic in doses of 15 gr. (1 gm.).

Amygdalotome (am-ig'dal-o-tōm) [Gr. ἀμυγδάλη almond + τομή cut]. An instrument for cutting the tonsils.

Amygdalotomy (am-ig-dal-ot'o-me). Incision or abscission of a tonsil.

Amykos (ah-mi'kos) [Gr. *a* neg. + μῦκος impure]. An antiseptic wash of borax, thymol, and glycerin.

Amyl (am'il) [Gr. ἄμυλον starch]. The univalent radical C_5H_{11}. **A. acetate**, a colorless limpid liquid, $C_5H_{11}.C_2H_3O_2$, prepared by distilling one part amylic alcohol, two parts potassium acetate, and one of concentrated sulphuric acid. **A. alcohol.** See under *Alcohol.* **A. chlorid**, a colorless liquid, $C_5H_{11}Cl$: a slow but profound anesthetic. **A. hydrid.** See *Pentane.* **A. iodid**, a volatile compound, $C_5H_{11}I$, used in dyspnea and heart-affections by inhalation. **A. nitrite**, a yellowish, volatile fragrant liquid, $C_5H_{11}NO_2$. It is a vasodilator and heart stimulant, and is used to arrest spasm in epilepsy, malaria, and angina pectoris, and is an antidote to chloroform. Dose, ¼–1 min. (0.0165–0.066 c.c.); by inhalation, 2–5 min. (0.133–0.333 c.c.). **A. valerianate**, a colorless liquid, the so-called apple-oil, $C_5H_{11}.C_5H_9O_2$. It is an artificial flavoring-substance, and is used for its action on the liver in colic from gall-stones. Dose, 2–3 gr. (0.133–0.2 gm.).

Amylaceous (am-il-a'she-us) [L. *amyla'ceus*]. Starchy; containing starch; of the nature of starch.

Amylamin (am-il-am'in). A poisonous liquid base, $C_5H_{13}N$, sometimes found in codliver-oil, and formed by the decomposition of yeast. **A. hydrochlorate**, a compound, $C_5H_{14}NCl$, used as an antipyretic. Dose, 7-15 Gr., (0. 45-1 gm.)

Amylase (am'il-ās) [Gr. ἄμυλον starch + *ase*]. Any one of a series of ferments which convert starch into sugar. The amylases include maltase, glucase, and granulase.

Amylene (am'il-ēn). A liquid hydrocarbon, C_5H_{10}: an unsafe anesthetic. **A. chloral**, an oily, colorless liquid, composed of chloral and amylene hydrate: used as a hypnotic. **A. hydrate**, a colorless liquid, $C_5H_{12}O$: used as a hypnotic and in epilepsy. Dose, 30–60 min. (2–4 c.c.).

Amylenization (am-il-en-iz-a'shun). Anesthesia produced by amylene.

Amylenol (am-i'len-ol). The amyl ester of salicylic acid: used externally in rheumatism.

Amylic (am-il'ik) [L. *amyl'icus*]. Pertaining to amyl. **A. alcohol.** See *Alcohol.*

Amylin (am'il-in). Insoluble amidin.

Amylism (am'il-izm). Intoxication or poisoning by amyl alcohol.

Amylobacter (am-il-o-bak'ter) [Gr. ἄμυλον starch + βακτήριον bacterium]. A genus of schizomycetes, marked by containing starch in their interior.

Amylodextrin (am-il-o-dek'strin). A compound, colored yellow by iodin, formed during the change of starch into sugar.

Amylodyspepsia (am-i''lo-dis-pep'se-ah) [Gr. ἄμυλον starch + *Dyspepsia*]. Inability to digest starch foods.

Amyloform (am-il'of-orm) [Gr. ἄμυλον starch + *Formyl*]. A white, insoluble, antiseptic and deodorizing powder, containing starch and formaldehyd, and used like iodoform.

Amylogenic (am-il-o-jen'ik) [Gr. ἄμυλον starch + γεννᾶν to produce]. Producing starch.

Amyloid (am'il-oid) [Gr. ἄμυλον starch]. 1. Resembling starch; characterized by a starch-like formation. 2 The insoluble glycoproteid substance deposited in amyloid degeneration. **A. degeneration**, etc. See *Degeneration*, etc.

Amyloidosis (am-il-oid-o'sis). The formation of amyloid substance in a tissue; amyloid degeneration.

Amylolysis (am-il-ol'is-is) [Gr. ἄμυλον starch + λύσις solution]. The digestion and disintegration of starch, or its conversion into sugar.

Amylolytic (am-il-o-lit'ik). Pertaining to or causing the digestion of starch; as a ferments.

Amyloplast (am-il'o-plast) [Gr. ἄμυλον starch + πλάσσειν to form]. A starch-forming vegetable leukoplastid.

Amylopsin (am-il-op'sin) [Gr. ἄμυλον starch + ὄψις appearance]. A pancreatic ferment which changes starch into maltose.

Amylose (am'il-ōs). Any carbohydrate other than a glucose or a saccharose.

Amylum (am'il-um) [L.; Gr. ἄμυλον]. Starch. **A. ioda'tum**, iodized starch: used as an alterant. Dose, 3–30 gr. (0.2–2 gm.).

Amyocardia (am-i-o-kar'de-ah) [Gr. *a* priv. + μῦς muscle + καρδία heart]. Weakness of the heart-muscle.

Amyostasia (am-i-o-sta'se-ah) [Gr. *a* priv. + μῦς muscle + στάσις standing]. A tremor of the muscles, seen especially in locomotor ataxia.

Amyotaxy (ah-mi'o-tak-se) [Gr. *a* negative + μῦς muscle + τάσσειν to arrange]. Muscular ataxia.

Amyotonia (ah-mi-o-to'ne-ah) [Gr. *a* negative + μῦς muscle + τόνος tone]. Atonic condition of the musculature of the body; myatonia.

Amyotrophia, Amyotrophy (ah-mi-o-tro'fe-ah, ah-mi-ot'ro-fe) [Gr. *a* negative + μῦς muscle + τροφή nourishment]. Atrophy of a muscle. **A. spina'lis progressi'va**, progressive muscular atrophy.

Amyotrophic (ah-mi-o-trof'ik). Characterized by muscular atrophy.

Amyous (am'i-us) [Gr. *a* neg. + μῦς muscle]. Deficient in muscular tissue.

Ana (an'ah) [Gr.]. So much of each; usually written *āā.*

Anabasis (an-ab'as-is) [Gr. "ascent"]. The stage of increase in a disease.

Anabatic (an-ab-at'ik) [Gr. ἀναβατικός]. Increasing or growing more intense.

Anabiosis (an-ah-bi-o'sis) [Gr. "revival"]. Restoration after apparent death.

Anabiotic (an-ah-bi-ot'ik). Lifeless but still capable of living.

Anabolergy (an-ab-ol'er-je) [Gr. ἀναβάλλειν to build up + ἔργον work]. Force expended in anabolism, or in anabolic processes.

Anabolic (an-ah-bol'ik) [Gr. ἀναβολικός]. Pertaining to constructive processes; constructive.

Anabolin (an-ab'ol-in). Any product of a constructive process.

Anabolism (an-ab'ol-izm) [Gr. ἀναβάλλειν to build up]. Any constructive process by which simple substances are converted by living cells into more complex compounds; constructive metabolism and assimilation.

Anacamptic (an-ak-kamp'tik). Pertaining to reflection, as of sound or light.

Anacamptometer (an''ah-kamp-tom'et-er) [Gr. ἀνάκαμψις reflection + μέτρον measure]. An instrument for measuring the reflexes.

Anacardium (an-ah-kar'de-um) [L.; Gr. ἀνά up + καρδία heart]. A genus of tropical trees with a poisonous juice. *A. occidenta'le*, the cashew tree, affords the cashew-nut and a useful gum, as well as cardol (q. v.). It is used for leprosy, for destroying corns and warts, and as a vermicide. Dose of tincture, 2–10 min. (0.133–0.666 c.c.). An ointment is used as a blistering application.

Anacatadidymus (an''ah-kat-ad-id'im-us) [Gr. ἀνά up + κατά down + δίδυμος twin]. A twin-monster separated above and below, but united into one near the waist.

Anachlorhydria (an-ak-lor-id're-ah). Absence of hydrochloric acid from the gastric juice.

Anacidity (an-as-id'it-e) [Gr. ἀν neg. + *Acidity*]. Lack of normal acidity.

Anaclasimeter (an-ak-las-im'et-er) [Gr. ἀνάκλασις refraction + μέτρον measure]. An instrument for measuring eye-refraction.

Anaclasis (an-ak'lah-sis) [Gr. "reflection"]. 1. Reflection or refraction of light. 2. Reflex action. 3. Refracture. 4. Forcible flexion of a limb; the breaking up of an ankylosis.

Anacroasia (an-ak-ro-a'ze-ah) [Gr. ἀν not + ἀκρόασις hearing]. Inability to understand language, due to cerebral disease.

Anacrotic (an-ak-rot'ik). Characterized by anacrotism.

Anacrotism (an-ak'rot-izm) [Gr. ἀνά up + κροτός stroke]. The existence of two or more expansions of an artery in one beat, the lesser expansion taking place before the principal one. The condition is seen in hypertrophy and dilatation of the left ventricle, after ligation of an artery, in diminished velocity of blood-current, etc.

Anacusis (an-ah-ku'sis). Same as *Anakusis.*

Anadenia (an-ad-e'ne-ah) [Gr. ἀν neg. + ἀδήν gland]. 1. Absence of glands. 2. Insufficiency of glandular function. **A. ventric'uli**, absence or destruction of the glands of the stomach.

Anadicrotic (an-ah-di-krot'ik). Characterized by double indentation of the ascending wave of the sphygmographic record.

Anadicrotism (an-ah-dik'rot-izm) [Gr. ἀνά up + δίς twice + κροτός stroke]. The fact or quality of being anadicrotic.

Anadidymus (an-ah-did'im-us) [Gr. ἀνά up + δίδυμος twin]. A monster-fetus, double above, but joined below.

Anadipsia (an-ah-dip'se-ah) [Gr. ἀνά intensive + δίψα thirst]. Intense thirst.

Anæmia, Anæmic. See *Anemia, Anemic.*

Anaerobe, Anaerobion (an-a'er-ōb, an-a-er-o'be-on) [Gr. ἀν neg. + ἀήρ air + βίος life]. Any microörganism having the power to live without either air or free oxygen. **Facultative a.,** a microörganism which usually lives in oxygen, but is able to live without it.

Anaerobia (an-a-er-o'be-ah). Pl. of *Anaerobion.*

Anaerobic, Anaerobiotic (an-a-er-ob'ik, an-a''er-o-bi-ot'ik). Thriving best without air.

Anaerobiosis (an-a''er-o-bi-o'sis) [Gr. ἀν not + ἀήρ air + βίος life]. Life without free oxygen.

Anaerophyte (an-a'er-o-fīt) [Gr. ἀν neg. + ἀήρ + φυτόν plant]. A vegetable anaerobic microörganism.

Anaeroplasty (an-a'er-op-las-te) [Gr. ἀν neg. + ἀήρ air + πλάσσειν to form]. Exclusion of the air from wounds by applying water.

Anæsin (an-e'sin). See *Anesin.*

Anæsthesia, Anæsthetic. See *Anesthesia, Anesthetic.*

Anagnosasthenia (an-ag-nōs-as-the'ne-ah) [Gr. ἀνάγνωσις reading + *Asthenia*]. Neurasthenia with distress at any attempt to read; also inability to read, although the eye can distinguish printed words.

Anagyrin (an-aj'ir-in) [Gr. ἀνά back + γῦρος turn]. An alkaloid, $C_{14}H_{18}N_2O_2$, from *Anagy'ris fœ'tida*, an old-world leguminous shrub; its hydrochlorate is a heart-depressant. **A. hydrobromid,** a white crystalline compound, $C_{14}H_{18}N_2O_3Br$, used as a heart-stimulant.

Anakhre (an-ak'er). See *Goundou.*

Anakusis (an-ak-oo'sis) [Gr. ἀν not + ἀκούειν to hear]. Total deafness.

Anal (a'nal) [L. *ana'lis*]. Pertaining to the anus.

Analeptic (an-al-ep'tik) [Gr. ἀναληπτικός]. 1. Restorative; cordial. 2. A restorative medicine or agent.

Analeptol (an-al-ep'tol). A tonic compound of phosphorus, nux vomica, cinchona, cocoa leaves, and aromatics.

Analgen (an-al'jen) [Gr. ἀν priv. + ἄλγος pain]. A white crystalline antipyretic and analgesic substance, $C_{18}H_{16}N_2O_2$, insoluble in water, but fairly soluble in hot alcohol and dilute acids. It is used in rheumatism and neuralgia. Dose, 7–15 gr. (0.46–1 gm.). Called also *Quinalgen, Benzanalgen,* and *Labordin.*

Analgesia (an-al-je'ze-ah) [Gr. ἀν not + ἄλγος pain]. Absence of sensibility to pain. **A. al'gera, A. doloro'sa,** acute pain in a part with loss of sensibility.

Analgesic (an-al-je'zik). 1. Relieving pain. 2. Not sensitive as to pain. 3. A remedy for pain.

Analgesin (an-al-je'sin). See *Antipyrin.*

Analgia (an-al'je-ah) [Gr. ἀν neg. + ἄλγος pain]. Absence of pain.

Analgic (an-al'jik). Insensible to pain.

Analgin (an-al'jin). Same as *Creolin.*

Analogous (an-al'og-us). Having an analogy; corresponding in certain particulars.

Analogue (an'al-og) [Gr. ἀνάλογος proportionate]. A part or organ having the same function as another, but of a different structure. See *Homologue.* **Homologous a.,** a part that is similar to another in both function and structure.

Analysis (an-al'is-is) [Gr. ἀνά apart + λύειν to loosen]. Separation into component parts or elements; the act of determining the component parts of a substance. **Colorimetric a.,** analysis by means of the various color-tests. **Densimetric a.,** analysis by ascertaining the specific gravity of a solution and estimating the amount of matter dissolved. **Gasometric a.,** the measurement of the different components of a gaseous mixture. **Gravimetric a.,** the quantitative analysis of a body by weight. **Organic a.,** the analysis of animal and vegetable tissues. **Polariscopic a.,** analysis by means of the polariscope. **Proximate a.,** the determination of the simpler constituents of a substance. **Qualitative a., Qualitive a.,** the determination of the nature of the constituents of a compound. **Quantitative a., Quantitive a.,** the determination of the proportionate quantities of the constituents of a compound. **Spectroscopic a., Spectrum a.,** analysis by means of the spectroscope. **Ultimate a.,** the determination of the ultimate elements of a compound. **Volumetric a.,** quantitative analysis by measuring volumes of liquids.

Analytic (an-al-it'ik). Pertaining to analysis.

Analyzer (an'al-i-zer). A Nicol prism attached to a polarizing apparatus which extinguishes the ray of light polarized by the polarizer.

Anamirtin (an-ah-mur'tin). An oily glycerid, $C_{19}H_{36}O_2$, from Cocculus indicus.

Anamnesis (an-am-ne'sis) [Gr. ἀνάμνησις]. 1. The faculty of memory. 2. The past history of any particular case of disease.

Anamniotic (an-am-ne-ot'ik) [Gr. ἀν neg. + ἀμνίον amnion.] Having no amnion.

Ananabasia [an-an-ab-a'se-ah) [Gr. α neg. + ἀνάβασις ascent]. Inability to ascend high places.

Ananastasia (an-an-as-ta'se-ah) [Gr. α neg. ἀνάστασις standing up]. Inability to stand up, or to rise from a sitting posture.

Anandria (an-an'dre-ah) [Gr. ἀν neg. + ἀνηρ man]. The loss of male and assumption of female characters by men.

Anangioplasia (an-an''je-o-pla'se-ah) [Gr. αν not + ἀγγεῖον vessel + πλάσσειν to form]. Congenital diminution of the caliber of the arteries.

Anapeiratic (an-ah-pi-rat'ik) [Gr. ἀναπειράσθαι to do again]. Due to excessive use.

Anaphase (an'af-āz) [Gr. ἀνά up + φάσις phase]. The collective phenomena of karyokinesis that occur before the formation of daughter-stars.

Anaphia (an-a'fe-ah) [Gr. ἀν neg. + ἀφή touch]. Lack or loss of the sense of touch.

Anaphoresis (an-af-or-e'sis). Diminution in the activity of the sweat-glands.

Anaphoria (an-af-o're-ah) [Gr. ἀνά up + φέρειν to bear]. Tendency of the eyes to turn upward; an upward tendency of the visual axes.

Anaphrodisia (an''af-ro-diz'e-ah) [Gr. ἀν priv. + Ἀφροδίτη Venus]. Absence or loss of sexual desire.

Anaphrodisiac (an''af-ro-diz'e-ak). 1. Repressing sexual desires. 2. A drug or medicine that allays sexual desires.

Anaphylactic (an-af-il-ak'tic). Decreasing immunity instead of increasing it.

Anaphylactin (an-af-il-ak'tin). A substance thought to be present in the blood of animals that have survived a small dose of toxin, and causing a heightened power of cellular assimilation for the toxin.

Anaphylaxin (an-af-il-aks'in). Same as *Anaphylactin.*

Anaphylaxis (an-af-il-ak'sis) [Gr. αν negative + φυλάξις protection]. The state of excessive susceptibility to the action of a toxin or a drug which sometimes follows infection or continued administration of the drug. Called also *Theobald Smith phenomenon* and *Hypersusceptibility.*

Anaplasia (an-ap-la'se-ah) [Gr. ἀνά again + πλάσσειν to form]. A change in the cell forerunning its response to proliferative stimulus.

Anaplastic (an-ap-las'tik) [Gr. ἀνά again + πλάσσειν to form]. Restoring a lost or absent part.

Anaplasty (an'ap-las-te) [Gr. ἀνά again + πλάσσειν to form]. Restorative or plastic surgery.

Anapnograph (an-ap'no-graf) [Gr. ἀναπνοή respiration + γράφειν to record]. A device which registers the speed and pressure of the respired air-current.

Anapnoic (an-ap-no'ik). 1. [Gr. ἀνά against + ἄπνοια breathlessness.] Relieving dyspnea. 2. [Gr. ἀναπνοή respiration.] Pertaining to the respiration.

Anapnometer (an-ap-nom'et-er) [Gr. ἀναπνοή respiration + μέτρον measure]. A spirometer.

Anapophysis (an-ap-of'is-is) [Gr. ἀνά back + ἀπόφυσις offshoot]. An accessory vertebral process; especially an accessory process of a dorsal or lumbar vertebra.

Anaptic (an-ap'tik) [Gr. α neg. + ἁφή touch]. Marked by anaphia, loss of the sense of touch.

Anarcotin (ah-nar'ko-tin) [Gr. α neg. + νάρκη stupor]. Narcotin: so called because it is not truly narcotic: said to be a useful antiperiodic.

Anarithmia (an-ar-ith'me-ah) [Gr. α priv. + ἀριθμός number]. Inability to count, due to a central lesion.

Anarthria (an-ar'thre-ah) [Gr. ἀν neg. + ἄρθρον articulation]. Inability to utter words distinctly. **A. litera'lis,** stuttering.

Anasarca (an-ah-sar'kah) [Gr. ἀνά throughout + σάρξ flesh]. An accumulation of serum in the cellullar tissues of the body; generally dropsy.

Anasarcin (an-as-ar'sin). A proprietary heart-tonic: used in dropsy.

Anasarcous (an-ah-sar'kus). Affected with or of the nature of anasarca.

Anaspadia, Anaspadias (an-ah-spa'de-ah, an-ah-spa'de-as) [Gr. ἀνά up + σπᾶν to draw]. A condition in which the urethra opens upon the dorsum of the penis.

Anastaltic (an-as-tal'tik) [Gr. ἀνασταλτικός contracting]. 1. Highly astringent; styptic. 2. A styptic medicine.

Anastate (an'as-tāt) [Gr. ἀνάστατος raised up]. Any substance or condition characteristic of or resulting from an anabolic process.

Anastatic (an-as-tat'ik). Restorative; inclining to recovery.

Anastigmatic (an-as-tig-mat'ik). Corrected for astigmatism.

Anastole (an-as'tol-e) [Gr. ἀναστολή]. Retraction, as of the lips of a wound.

Anastomose (an-as'to-mōz). To communicate with one another, as arteries and veins.

Anastomosis (an-as-to-mo'sis) [Gr. ἀναστόμωσις, from ἀναστομόειν to furnish with a mouth]. 1. A communication between two vessels. 2. The surgical or pathologic formation of a passage between any two normally distinct spaces or organs. **Antiperistaltic a.,** enterostomy in which the two parts are so joined that the peristaltic wave in each part is in opposite directions. **Crucial a.,** an arterial anastomosis in the proximal part of the thigh, formed by the anastomotic branch of the sciatic, the internal circumflex, the first perforating, and the transverse portion of the external circumflex. **Intestinal a.,** the establishment of a communication between two portions of the intestines. **Isoperistaltic a.,** intestinal anastomosis in which the two parts are so joined that the peristaltic wave in each part is in the same direction. **Jacobson's a.,** the anastomosing part of the tympanic plexus.

Anastomotic (an-as-to-mot'ik). Pertaining to or of the nature of an anastomosis.

Anastomotica magna (an-as-to-mot'ik-ah mag'nah). 1. A branch of the femoral artery supplying the knee-joint. 2. A branch of the brachial artery to the elbow.

Anatherapeusis (an''ah-ther-ap-u'sis) [Gr. ἀνά upward + *Therapeusis*]. Treatment by increasing doses.

Anatomic, Anatomical (an-at-om'ik, an-at-om'ik-al). Pertaining to anatomy, or to the structure of the organism.

Anatomicophysiologic (an-at-om''ik-o-fiz-e-o-loj'ik). Pertaining to anatomy and physiology.

Anatomy (an-at'om-e) [Gr. ἀνά a part + τέμνειν to cut]. 1. The science of the structure of organized bodies. 2. Dissection of an organized body. **Applied a.,** anatomy as applied to diagnosis and treatment. **Artificial a.,** the study of artificial dissection made in wax. **Comparative a.,** a comparative view of the structure of different animals and plants one with another. **Corrosion a.,** anatomy by means of corrosive agents that remove the tissues which it is not intended to observe. **Descriptive a.,** the study or description of individual parts of the body. **General a.,** the study of the structure and composition of the body, and its tissues and fluids in general. **Gross a.,** that which deals with structures that can be distinguished with the naked eye. **Histologic a.,** histology. **Homologic a.,** the study of the correlated parts of the body. **Macroscopic a.** Same as *Gross a.* **Medical a.,** anatomy concerned with the study of points connected with the diagnosis and situation of internal diseases. **Microscopic a., Minute a.,** that which is studied with the microscope. **Morbid a., Pathologic a.,** the anatomy of diseased tissues. **Physiognomonic a.,** the study of the external expression of the body-surface, especially of the face. **Physiologic a.,** the study of the organs with respect to their normal functions. **Plastic a.,** the study of anatomy by the aid of models and manikins that can be taken apart. **Practical a.,** anatomy studied by means of demonstration and dissection. **Regional a.,** the study of limited portions or regions of the body. **Special a.,** the study of particular organs or parts. **Surgical a.,** the study of limited portions or regions of the body, with a view to the diagnosis of surgical diseases. **Topographic a.,** the study of parts in their relation to surrounding parts. **Transcendental a.,** the study of the general design and morphology of the body and the analogies and homologies of its parts.

Anatricrotic (an''at-rik-rot'ik) [Gr. ἀνά up + τρεῖς three + κρότος stroke]. Causing or characterized by three indentations on the ascending curve of the sphygmogram.

Anatricrotism (an-at-rik'rot-izm). That quality of the pulse which produces an anatricrotic sphygmogram.

Anatriptic (an-at-rip'tik) [Gr. ἀνάτριπτος rubbed up]. A medicine applied by rubbing.

Anatrophic (an-at-rof'ik). 1. Correcting or preventing atrophy. 2. A remedy that prevents waste of the tissues.

Anatropia (an-at-ro'pe-ah) [Gr. ἀνά up + τρέπειν to turn]. Same as *Anaphoria.*

Anatropic (an-at-rof'ik). Descending into the abdominal or other cavity.

Anaxon, Anaxone (an-ak'sōn) [Gr. ἀν not + ἄξων axis]. A neuron, or nerve-cell, which appears to be devoid of axis-cylinder processes.

Anazoturia (an-az-o-tu're-ah) [Gr. ἀν priv. + *Azote* + οὖρον urine]. Absence or deficiency in the secretion of nitrates, and especially of urea in the urine.

Anazyme (an'az-īm) [Gr. ἀναζυμόειν to leaven]. An iodoform substitute, said to be a combination of carbolic and boric acids.

Anchorage (ank'or-aj). The surgical fixation of a displaced viscus.

Anchusa (an-ku'zah) [L.; Gr. ἄγχουσα alkanet]. The genus of plants to which alkanet (q. v.) belongs.

Anchusin (an-ku'sin). A red coloring-matter, $C_{35}H_{40}O_8$, from alkanet-root.

Anchylo-. See under *Ankylo-*.

Ancipital (an-sip'it-al) [L. *an'ceps* two-headed]. Having two heads, or two edges.

Ancistrodon (an-sis'tro-don) [Gr. ἄγκος hook + ὀδούς tooth]. A genus of poisonous serpents of the family Crotalidæ. *A contor'trix*, is the copper head, and *A pisciv'orus* the water moccasin of North America.

Anconad (an'kon-ad) [Gr. ἀγκών elbow + L. *ad* toward]. Toward the elbow or olecranon.

Anconagra (an-kon-ag'rah, an-kon'ag-rah) [Gr. ἀγκών elbow + ἄγρα seizure]. A gouty seizure of the elbow.

Anconal, Anconeal (an'kon-al, an-ko're-al). Pertaining to the elbow.

Anconeus (an-ko're-us). See *Muscles, Table of.*

Ancylo-. See under *Ankylo-*.

Ancyroid (an'sir-oid) [Gr. ἄγκυρα anchor + εἶδος form]. Shaped like an anchor.

Anda (an'dah) [Brazilian]. A genus of euphorbiaceous trees. *A. As'su* and *A. Gome'sii* of Brazil afford purgative oils: used like castor oil. Dose, 2–3 dr. (8–12 gm.).

Andersch's ganglion (an'dersh-ez). See *Ganglion.*

Andira (an-di'rah). A genus of tropical leguminous trees. Goa powder (q. v.) and chrysarobin (q. v.) are derived from *A. Araroʹba* of Brazil. Many of the species afford active poisons, and several are anthelmintic.

Andolin (an-do'lin). A local anesthetic said to contain beta-eucain and stovain with suprarenalin hydrochlorid.

Androgalactozemia (an''dro-gal-ak-to-ze'me-ah) [Gr. ἀνήρ man + γάλα milk + ζημία loss]. The secretion or escape of milk from the male breast.

Androgenous (an-droj'en-us) [Gr. ἀνήρ man + γεννᾶν to beget]. Pertaining, or tending, to the production of male rather than female offspring.

Androgyneity, Androgyny (an-dro-jin-e'it-e, an-droj'en-e). Hermaphroditism; also, effeminacy.

Androgynous (an-droj'in-us). Of double or doubtful sex; hermaphrodite,

Androgynus (and-roj'en-us) [Gr. ἀνήρ man + γυνή woman]. An hermaphrodite: also, an effeminate person.

Andrology (an-drol'o-je) [Gr. ἀνήρ man + λόγος discourse]. Scientific study of the masculine constitution, and of the diseases of the male sex.

Andromania (an-dro-ma'ne-ah) [Gr. ἀνήρ man + μανία madness]. Nymphomania.

Andromeda (an-drom'e-dah) [L.]. A genus of ericaceous shrubs and trees, some of which afford a poisonous narcotic principle. *A. maria'na, ni'tida*, and *polifo'lia* are among the poisonous species.

Andromedotoxin (an-drom''ed-o-tok'sin) [*Andromeda* + *Toxin*]. A poisonous crystalline principle from various ericaceous plants: it inhibits the respiratory centers and is hypnotic.

Androphobia (an-dro-fo'be-ah) [Gr. ἀνήρ man + φόβος dread]. Morbid dislike of the male sex.

Androphonomania (an''dro-fo-no-ma'ne-ah) [Gr. ἀνδροφόνος man-killing + μανία madness]. Homicidal insanity.

Anectasin (an-ek'tas-in) [Gr. ἀν not + ἔκτασις distention]. A substance produced by bacteria, having an effect on the vasomotor nerves opposite to that of ectasin.

Anedemin (an-e-de'min). A proprietary dropsy remedy.

Anelectrode (an-el-ek'trōd) [Gr. ἀνά up + *Electrode*]. The positive pole of a galvanic battery.

Anelectrotonic (an''e-lek-tro-ton'ik). Pertaining to anelectrotonus.

Anelectrotonus (an''el-ek-trot'on-us) [Gr. ἀνά up + *Electrotonus*]. Lessened irritability of a nerve at the anode during the passage of an electric current.

Anel's probe, operation, etc. See *Operation, Probe*, etc.

Anemia, Anæmia (an-e'me-ah) [Gr. ἀν neg. + αἷμα blood]. A condition in which the blood is deficient either in quantity (*oligemia*) or in quality. The deficiency in quality may consist in diminution of the amount of hemoglobin (*oligochromemia*) or in diminution of the number of red blood-corpuscles (*oligocythemia*). It may be *local*, or due to mechanical interference with the blood-supply, as by compression of a vessel, embolism, spasm, etc.; or *general*. In the latter case the deficiency of quantity or quality is due to imperfect nutrition, wasting disease, or direct loss of blood. Anemia is marked by paleness of the skin and mucous membranes, loss of energy, palpitation of the heart, systolic murmurs, and other general symptoms. **Addison's a., Biermer's a.**, pernicious anemia. **Aplastic a.**, anemia in which the ordinary regenerative changes in the circulating blood do not take place. **Bothriocephalus a.**, anemia caused by the *Bothriocephalus latus*. **Cerebral a.**, deficient blood-supply to the brain. **Chlorotic a.** See *Chloranemia*. **Cytogenic a., Essential a.** See *Progressive pernicious a.* **Fecal a.**, anemia from auto-intoxication due to intestinal inactivity. **General a.**, that which affects the whole of the blood and the entire organism. See *Anemia*. **Globular a.**, anemia from deficiency of red blood-corpuscles. **Hemorrhagic a.**, that which is due to loss of blood. **Idiopathic a.**, that which is due to disease of the blood-making organs. See *Progressive pernicious a.* **A. infan'tum pseudoleucæ'mica**, a form of anemia in children resembling leukemia, and marked by enlargement of the spleen, leukocytosis, and alterations in the blood-cells. **Intertropical a.** See *Ankylostomiasis*. **Local a.** See *Anemia*. **A. lymphat'ica.** Same as *Pseudoleukemia*. **Malignant a.** Same as *Progressive pernicious a.* **Miners' a.**, ankylostomiasis. **Porto Rican a.**, an extreme form of anemia caused by uncinariasis. **Primary a.**, Same as *Idiopathic a.* **Progressive pernicious a.**, a severe disease without discoverable cause, marked by progressive diminution of the red corpuscles of the blood, with the usual symptoms of anemia, and often with emaciation, fever, and hemorrhage into the retina. It is believed to be due to destruction of the red

corpuscles, and is generally speedily fatal. Called also *Essential a.* and *Idiopathic a.* **Secondary a.**, that which is due to hemorrhage, cancer, or some other antecedent disease or injury. **Sequestration a.**, a local anemia produced by withdrawing temporarily some of the blood from the part by sequestering it to the other limbs by cordage. **Spastic a.**, a local anemia from spasm of blood-vessels. **A. splenet'ica**, a disease marked by splenic enlargement and anemia without involvement of the lymphatic glands. **Symptomatic a.** Same as *Secondary a.* **Traumatic a.**, that which is due to loss of blood from an injury or wound. **Tunnel-a.** See *Ankylostomiasis.*

Anemic (an-em'ik). Affected with or pertaining to anemia.

Anemone (an-em'o-ne) [L. *anemo'ne*; Gr. ἀνεμώνη]. A genus of plants. See *Pulsatilla.*

Anemonin (an-em'on-in). The active principle of *Anem'one pulsatil'la*, a colorless crystalline substance, $C_{15}H_{12}O_6$. It is used as an antispasmodic and sedative in asthma, bronchitis, whooping-cough, etc., and as an anodyne in dysmenorrhea, epididymitis, etc. Dose, $\frac{1}{8}$–$\frac{3}{4}$ gr. (0.02–0.05 gm.).

Anemonism (an-em'on-izm). Poisoning by the plants of the genus *Anemone.*

Anemonol (an-em'on-ol). An exceedingly poisonous volatile oil from various species of *Anem'one* and from other ranunculaceous plants.

Anemopathy (an-em-op'ath-e) [Gr. ἄνεμος wind + πάθος affection]. The treatment of disease by inhalation.

Anemotrophy (an-em-ot'rof-e) [Gr. ἀν priv. + αἷμα blood + τροφή nourishment]. Deficiency of blood-nourishment.

Anencephalia, Anencephaly (an''en-sef-a'le-ah, an-en-sef'al-e) [Gr. ἀν priv. + ἐγκέφαλος brain]. Absence of the brain.

Anencephalic (an''en-sef-al'ik). Characterized by anencephalia; having no brain.

Anencephalohemia (an''en-sef-al-o-he'me-ah) [Gr. ἀν neg. + κεφαλή head + αἷμα blood]. An insufficient supply of blood to the brain.

Anencephalous (an-en-sef'al-us). Having no brain.

Anencephalus (an-en-sef'al-us) [Gr. ἀν priv. + ἐγκέφαλος brain]. A monster-fetus without a brain.

Anepia (an-e'pe-ah) [Gr. ἀν priv. + ἔπος word]. Inability to speak.

Anergic (an-er'jik) [Gr. ἀν neg. + ἔργον work]. Characterized by abnormal inactivity.

Aneroid (an'er-oid) [Gr. ἀν neg. + νηρός wet + εἶδος form]. See under *Barometer.*

Anerythropsia (an-er-ith-rop'se-ah) [Gr. ἀν neg. + ἐρυθρός red + ὄψις sight]. Impaired perception of red tints.

Anesin (an'es-in) [Gr. ἄνεσις relaxation]. Same as *Chloretone.*

Aneson (an'es-on). Same as *Chloretone.*

Anesthecinesia (an-es''the-sin-e'se-ah). [Gr. α neg. + αἴσθησις sensation + κίνησις movement]. Loss of sensibility and motor power.

Anesthesia, Anæsthesia (an-es-the'zhe-ah) [Gr. ἀν not + αἴσθησις sensation]. Loss of feeling or sensation, especially loss of tactile sensibility, though the term is used for loss of any of the other senses. **Bier's local a.**, local anesthesia produced by the injection of a ½ per cent. solution in the veins of a limb that has been rendered bloodless by elevation and constriction. **Bulbar a.**, central anesthesia due to a lesion of the pons. **Central a.**, anesthesia dependent on disease of nerve-centers. **Cerebral a.**, that which arises from a cerebral lesion. **Crossed a.**, that which occurs on one side of the body, and is due to a lesion of the other side. **Doll's head a.**, central anesthesia affecting the head, neck, and upper part of the thorax. **A. doloro'sa**, tactile anesthesia with pain in the part; severe pain after the occurrence of paralysis: the condition is seen in certain diseases of the spinal cord. **Electric a.**, temporary anesthesia induced by the passage of an electric current. **Facial a.**, insensibility of the parts supplied by the facial nerve. **General a.**, that which affects the whole body. **Girdle-a.**, a ring of anesthesia surrounding the body. **Gustatory a.**, loss or lack of the sense of taste. **Infiltration a.**, local anesthesia produced by injecting solutions, such as cocain, morphin, eucain, salt solution, etc., under the skin. **Intraneural a.**, neural anesthesia in which the anesthetic is injected into the nerve. **Local a.**, that which is confined to one limited part of the surface. **Mixed a.**, that which is produced by the use of more than one anesthetic agent. **Morphin-scopolamin a.**, general anesthesia produced by subcutaneous injections of 0.01 gm. of morphin and 0.0012 gm. of scopolamin hydrobromate. **Muscular a.**, lack or loss of the muscular sense. **Neural a.**, anesthesia of a part produced by injecting an anesthetic into or about the nerve that supplies the part at a distance from the area to be anesthetized: called also *Regional a.* **Olfactory a.**, abrogation of the sense of smell. **Paraneural a.**, neural anesthesia in which the anesthetic is injected around the nerve. **Partial a.**, anesthesia with retention of sensibility in some degree. **Peripheral a.**, that which is due to changes in the peripheral nerves. **Primary a.**, a temporary anesthesia experienced in the early stages of the production of general anesthesia. **Pulmonary a.**, anesthesia by inhalation. **Rectal a.**, local anesthesia induced by placing an anesthetic agent in the rectum. **Regional a.**, see *Neural a.* **Spinal a.**, 1 That which is due to a spinal lesion. 2. Spinal cocainization. **Surgical a.**, that which is produced by the administration of anesthetics. **Tactile a.**, loss or impairment of the sense of touch. **Thermic a.**, loss of the heat-sense. **Total a.**, loss of all sensibility in the affected part. **Unilateral a.**, Same as *Hemianesthesia.* **Visceral a.**, loss of visceral sensations.

Anesthesimeter (an-es-the-sim'et-er) [Gr. ἀναισθησία anesthesia + μέτρον measure]. 1. An instrument to measure the amount of an anesthetic administered 2. An instrument for taking the degree of insensitiveness.

Anesthesin (an-es'the-sin). Ethyl-para-amido benzoate, a white powder without taste or odor, soluble in alcohol and slightly in water. It is used as a local anesthetic like cocain and orthoform, and is said to be non-toxic: also used internally in gastralgia.

Anesthetic (an-es-thet'ik). 1. Without the sense of touch or of pain. 2. A drug that produces anesthesia. **General a.**, one whose administration affects the whole organism: the general anesthetics include amylene, carbon tetrachlorid, chloral hydrate, chloroform, ethene chlorid, ether, ethidene chlorid, ethyl bromid, nitrous oxid, methylene dichlorid. **Hyoscin-morphin-cactin a.**, a proprietary anesthetic and hypnotic preparation. **Local a.**, one that anesthetizes only the part to which it is applied. The chief are cocain, carbolic acid, eucain, holocain, cold, ether spray, or rhigolene spray. **Schleich's a.** 1. An anesthetic consisting of chloroform, sulphuric ether, and petroleum ether in such proportions that the mixture has a boiling-point about the same as the body-temperature. 2. A

solution of cocain, morphin, and common salt: injected for the production of local anesthesia.

Anesthetist (an-es'thet-ist). An expert in administering anesthetics.

Anesthetization (an''es-thet-iz-a'shun). The production of insensibility to pain.

Anesthetize (an-es'thet-īz). To put under the influence of anesthetics.

Anesthol (an-es'thol). A general anesthetic mixture composed of chloroform, ether, and ethyl chlorid.

Anesthyl (an-es'thil). A mixture of 1 part of methyl chlorid with 5 parts of ethyl chlorid: used as a local anesthetic.

Anethene (an'eth-ēn). A hydrocarbon, $C_{10}H_{16}$, from oil of dill.

Anethol (an'eth-ol) [Gr. *ἄνηθον* anise]. Methyl allylphenol, $C_{10}H_{12}O$, a white, fragrant solid, or liquid, from the oil of fennel and of anise. It is a pleasant carminative, and an antiseptic.

Anethum (an-e'thum) [L.; Gr. *ἄνηθον*]. A genus of plants, including fennel and dill. The fruit of *A.* or *Peuced'anum grave'olens*, or dill, is carminative and stimulant. See *Dill* and *Fennel*.

Anetiologic (an-e''te-o-loj'ik) [Gr. *ἀν* not + *Etiologic*]. Not conforming to etiologic principles.

Anetodermia (an-e-to-der'me-ah) [Gr. *ἄνετος* slack + *δέρμα* skin]. Muscular atrophy of the skin.

Aneuria (ah-nu're-ah) [Gr. *α* neg. + *νεῦρον* nerve]. Failure or lack of nervous energy.

Aneuric (ah-nu'rik). Affected with aneuria.

Aneurysm, Aneurism (an'u-rizm) [Gr. *ἀνεύρυσμα* a widening]. A sac formed by the dilatation of the walls of an artery and filled with blood. The chief symptoms of aneurysm are the formation of a pulsating tumor, a peculiar bruit (*aneurysmal bruit*) heard over the swelling, and pressure-symptoms, consisting of pain and paralysis from pressure on nerves and absorption of contiguous parts. **Abdominal a.**, an aneurysm of the abdominal aorta. **Ampullary a.** Same as *Sacculated a.* **A. by anastomosis, A. anastomot'ica**, a dilatation of several arteries which forms a pulsating tumor under the skin. **Aortic a.**, aneurysm of the aorta. **Arteriovenous a.**, the rupture simultaneously of an artery and vein in which the blood flows directly into a neighboring vein (*aneurysmal varix*) or else is carried into such a vein by a connecting sac (*varicose aneurysm*). **Axial a.**, an aneurysm in which the entire circumference of the vessel is dilated. **Axillary a.**, aneurysm of the axillary artery. **Bérard's a.**, a varicose aneurysm in the tissues around a vein. **Bone-a.**, a pulsating vascular tumor of a bone. **Branching a.**, a cirsoid aneurysm. **Cardiac a.**, aneurysmal dilatation of the heart, or of one of its chambers. **Cirsoid a.**, the dilatation and tortuous lengthening of a part of an artery. **Compound a.**, one in which some of the coats are ruptured and others merely dilated. **Consecutive a.**, one in which all the exterior coats are ruptured and the surrounding tissues are infiltrated: called also *Diffuse a.* **Cylindroid a.**, the uniform dilatation of a considerable part of an artery: called also *Tubular a.* **Cystogenic a.**, one formed by the rupture of a cyst into an artery. **Diffuse a.** See *Consecutive a.* **Dissecting a.**, one in which the blood is forced between the coats of an artery. **Ectatic a.**, one formed by distention of a section of an artery without rupture of any of its coats. **Embolic a.**, one caused by embolism. **Endogenous a.**, one due to disease of the coats of the vessel. **Exogenous a.**, one that is due to a wound or to violence. **External a.**, one not situated in a body cavity. **False a.**, one in which all the coats are ruptured and the blood is retained by the surrounding tissues. **Fusiform a.**, a spindle-shaped arterial dilatation. **Hernial a.**, one in which the sac is formed by an inner coat projecting through the outer. **Innominate a.**, aneurysm of the innominate artery. **Internal a.**, one situated in any one of the body-cavities. **Intracranial a.**, any aneurysm situated within the cranium. **Lateral a.**, one that projects from one side of an artery. **Medical a.**, a deep-seated aneurysm (as in the thorax) not accessible by a surgical operation. **Miliary a.**, aneurysm of a minute artery, chiefly intracranial. **Mixed a.** Same as *Compound a.* **Orbital a.**, one situated within the orbit of the eye. **Osteoid a.** Same as *Bone-a.* **Park's a.**, an arteriovenous aneurysm in which the dilatation communicates with two veins. **Pelvic a.**, one situated within the pelvis. **Pott's a.**, an aneurysmal varix. **Rasmussen's a.**, a dilatation of a terminal artery in a tuberculous cavity. Its rupture produces hemorrhage in the third stage of pulmonary tuberculosis. **Rodrigues's a.**, a varicose aneurysm with the sac lying contiguous to the artery. **Sacculated a.**, a sac-like arterial dilatation which opens into the artery by an opening that is small compared to the size of the sac. **Secondary a.**, one that recurs after having apparently been cured. **Serpentine a.**, an elongated and varicose senile condition of certain arteries, such as the splenic, iliac, and temporal. **Spongy a.**, an angioma. **Spontaneous a.**, an endogenous aneurysm. **Spurious a.** See *False a.* **Surgical a.**, one that may be treated by a surgical procedure. **Thoracic a.**, one situated within the thorax. **Traction-a.**, aneurysm produced by traction on the aorta by a duct of Botallo that is incompletely atrophied. **Traumatic a.**, an aneurysm due to injury. **True a.**, an aneurysm in which the sac is formed by the arterial walls, one of which, at least, is unbroken. **Tubular a.** See *Cylindroid a.* **Varicose a.**, an aneurysm in which the artery communicates with a contiguous vein by means of an intervening sac. **Verminous a.**, one that contains hematozoa.

Aneurysmal (an-u-riz'mal). Pertaining to or resembling an aneurysm.

Aneurysmectomy (an-u-riz-mek'to-me) [Gr. *ἀνεύρυσμα* aneurysm + *ἐκτομή* excision]. Extirpation of an aneurysm by removal of the sac.

Aneurysmoplasty (an-u-riz'mo-plas-te) [Gr. *ἀνεύρυσμα* aneurysm + *πλάσσειν* to form]. Plastic restoration of the artery in aneurysm; reconstructive endo-aneurysmorraphy.

Aneurysmorraphy (an-u-riz-mor'af-e) [Gr. *ἀνεύρυσμα* aneurysm + *ῥαφή* suture]. The operation of suturing an aneurysm.

Aneurysmotomy (an-u-riz-mot'o-me) [Gr. *ἀνεύρυσμα* aneurysm + *τόμη* cut]. The operation of incising the sac of an aneurysm and allowing it to heal by granulation.

Anfractuosity (an-frak-tu-os'it-e) [L. *anfract'tus* a bending]. A cerebral sulcus.

Anfractuous (an-frak'tu-us). Convoluted or sinuous.

Angei-. For words thus beginning, see those beginning *Angi-*.

Angeitis (an-ji'tis) [Gr. *ἀγγεῖον* vessel + *-ιτις* inflammation]. Inflammation of a vessel, especially of a blood-vessel.

Angelica (an-jel'ik-ah) [L., from Gr. *ἀγγελικός* angelic]. 1. A genus of umbelliferous plants. 2. The fruit and root of *A. officina'lis* and *A. Archangel'ica* are aromatic, stimulant, and emmenagogue, and are used in gout, rheumatism, bron-

chitis, and intermittent fever. Dose of fruit or root in substance, 30–60 gr. (2–4 gm.); of fluid extract of the fruit, 5–10 min. (0.333–0.666 c.c.); of fluid extract of the root, 30–60 min. (2–4 c.c.).

Angel's wing (ān'jelz). A deformity in which both scapulæ are peculiarly prominent: called also *Winged scapulæ*.

Angiectasis (an-je-ek'tas-is) [Gr. *ἀγγεῖον* vessel + *ἔκτασις* dilatation]. Dilatation of a blood-vessel, whether from aneurysm, varix, or angioparalysis.

Angiectopia (an-je-ek-to'pe-ah) [Gr. *ἀγγεῖον* vessel + *ἐκ* out + *τόπος* place]. Abnormal position or course of a vessel.

Angiemphraxis (an-je-em-frak'sis) [Gr. *ἀγγεῖον* vessel + *ἔμφραξις* stoppage]. The stopping up of a vessel.

Angiitis (an-je-i'tis) [Gr. *ἀγγεῖον* vessel]. Inflammation of a vessel, chiefly of a blood- or a lymph-vessel.

Angileucitis (an-je-lu-si'tis). See *Angioleukitis*.

Angina (an'jin-ah, an-ji'nah) [L.]. Any disease or symptom characterized by spasmodic suffocative attacks; especially a disease of the pharynx or fauces exhibiting such attacks. **A. abdom'inis**, severe colicky pain in the abdomen with increased tension of the pulse, occuring in sclerosis of the abdominal vessels. **A acu'ta, A. sim'plex**, a simple sore throat. **A. arthrit'ica**, pharyngitis of a gouty nature. **Benign croupous a.**, pharyngitis herpetica. **A. catarrha'lis** catarrhal pharyngitis. **A. Cru'ris**, a disease marked by paroxysimal pains generally in the calf of the leg, and sometimes attended by local asphyxia, due to vascular changes. Called also *Intermittent claudication*. **A. diphtherit'ica**, diphtheritic pharyngitis or laryngitis. **A. erysipelato'sa**, pharyngitis due to erysipelas. **A. follicula'ris**, follicular tonsillitis. **A. gangræno'sa, Malignant a.**, gangrenous inflammation of the fauces. **A. laryn'gea**, laryngitis. **A. Ludovi'ci, A. Ludwig'ii**, purulent inflammation seated around the submaxillary gland. **A. membrana'cea.** See *Croup*. **A. nosoco'mii, A. ulcero'sa**, ulcerative pharyngitis. **A. parotid'ea**, mumps or parotiditis. **A. pec'toris**, a disease marked by paroxysmal thoracic pain with suffocation and syncope, due to spasm of the systemic arteries, and occurring usually in connection with aortic aneurysm or disease of the heart: called also *Breast-pang, Sternalgia, Sternodynia*, and *Orthopnea cardiaca*. **A. pec'toris vasomoto'ria**, angina pectoris attended with vasomotor disturbances of various sorts. **A. phlegmono'sa, A. tonsilla'ris**, parenchymatous tonsillitis. **Pseudomembranous a.** See *Vincent's a.* **A. rheumat'ica**, a pharyngitis associated with the rheumatic diathesis. **A. scarlatino'sa**, pharyngitis due to scarlatina. **Streptococcus-a.**, angina due to a streptococcus. **A. tonsilla'ris.** See *Quinsy*. **A. trachea'lis**, croup. **A. ulcero'sa**, pharyngitis ulcerosa. **Vasomotor a.**, an attack of substernal constriction, heart-pain, and muscular stiffness. **Vincent's a.**, a diphtheroid throat-affection, with inflammation and ulceration of one tonsil and without fever. It is caused by a spindle-shaped bacillus (*Bacillus fusifor'mis*) found in hospital dirt. Called also *Pseudomembranous a.* and *Ulceromembranous a.*

Anginoid (an'jin-oid). Resembling an angina.

Anginophobia (an-jin-o-fo'be-ah) [*Angina* + Gr. *φόβος* fear]. Morbid dread of angina pectoris.

Anginose, Anginous (an'jin-ōs, an'jin-us) [L. *angino'sus*]. Pertaining to or affected with angina.

Angioataxia (an''je-o-at-ak'se-ah) [Gr. *ἀγγεῖον* vessel + *Ataxia*]. Irregular tension of the blood-vessels.

Angioblast (an'je-o-blast) [Gr. *ἀγγεῖον* vessel + *βλαστός* germ]. An embryonic cell-form whence the vessels are derived.

Angiocardiokinetic (an''je-o-kar''de-o-kin-et'ik) [Gr. *ἀγγεῖον* vessel + *καρδία* heart + *κίνησις* motion]. 1. Affecting the motions or movements of the heart and blood-vessels. 2. Any agent that affects the movements of the heart and vessels.

Angiocarditis (an''je-o-kar-di'tis) [Gr. *ἀγγεῖον* vessel + *καρδία* heart]. Inflammation of the heart and great blood-vessels.

Angiocavernous (an-je-o-kav'er-nus). Of the nature of angioma and cavernoma.

Angiocholitis (an''je-o-ko-li'tis) [Gr. *ἀγγεῖον* vessel + *χολή* bile]. Inflammation of the bile-ducts.

Angiodermatitis (an''je-o-der-mat-i'tis). Inflammation of the vessels of the skin.

Angiodystrophia ovarii (an''je-o-dis-tro'fe-ah o-va're-i) [Gr. *ἀγγεῖον* vessel + *Dystrophy*]. Disease of the ovary with disease and increase in number of the blood-vessels of that organ.

Angio-elephantiasis (an''je-o-el-ef-an-ti'as-is). Extensive angiomatous condition of the subcutaneous tissues.

Angiogenesis (an-je-o-jen'es-is) [Gr. *ἀγγεῖον* vessel + *Genesis*]. The development of the vessels.

Angioglioma (an''je-o-gli-o'mah). A very vascular form of glioma.

Angiograph (an'je-o-graf) [Gr. *ἀγγεῖον* vessel + *γράφειν* to record]. A form of sphygmograph.

Angiography (an-je-og'raf-e) [Gr. *ἀγγεῖον* vessel + *γράφειν* to record]. A treatise upon the vessels; the study of the vessels.

Angiohypotonia (an''je-o-hi-po-to'ne-ah) [Gr. *ἀγγεῖον* vessel + *ὑπό* over + *τόνος* tension]. Same as *Vasodilatation*.

Angiokeratoma (an''je-o-ker-at-o'mah) [Gr. *ἀγγεῖον* vessel + *κέρας* horn + *-ωμα* tumor]. A disease of the skin characterized by telangiectases or warty growths, in groups, together with thickening of the epidermis. The disease is seen chiefly on the feet and legs of children. Called also *Telangiectatic warts*.

Angioleucitis, Angioleukitis (an''je-o-lu-si'tis, an''je-o-lu-ki'tis) [Gr. *ἀγγεῖον* vessel + *λευκός* white]. Inflammation of a lymph-vessel; lymphangitis.

Angiolipoma (an''je-o-lip-o'mah). An angioma containing fatty tissue, often seen in the subcutaneous tissue.

Angiolith (an'je-o-lith) [Gr. *ἀγγεῖον* vessel + *λίθος* stone]. A calculus in a vein.

Angiolithic (an-je-o-lith'ik) [Gr. *ἀγγεῖον* vessel + *λίθος* stone]. Characterized by a mineral deposit in the coats of the vessels.

Angiology (an-je-ol'o-je) [Gr. *ἀγγεῖον* vessel + *λόγος* treatise]. The sum of knowledge regarding the blood- and lymph-vessels.

Angiolymphitis (an''je-o-lim-fi'tis). Same as *Lymphangitis*.

Angiolymphoma (an''je-o-lim-fo'mah). A tumor made up of lymph-vessels.

Angioma (an-je-o'mah), pl. *angio'mata* [Gr. *ἀγγεῖον* vessel + *-ωμα* tumor]. A tumor made up of blood-vessels. **A. caverno'sum, Cavernous a.**, an erectile tumor; a tumor made up of a connective-tissue framework enclosing large spaces filled with blood: sometimes called *Erectile tumor*. **Infective a.** Same as *A. serpiginosum*. **Plexiform a.**, ordinary angioma made up of dilated and tortuous capillaries, usually located in the skin. **A. serpigino'sum**, a skin-disease characterized by minute vascular points, looking like grains of Cayenne pepper, arranged in rings on the skin. **Simple a.**, a nevus or telangiectasis; a tumor composed of a network of small vessels or

of distended capillaries bound together by connective tissue. **Telangiectatic a.,** one made up of dilated blood-vessels.

Angiomalacia (an″je-o-ma-la′se-ah) [Gr. ἀγγεῖον vessel + μαλακία softness]. Morbid softening of the walls of the vessels.

Angiomatous (an-je-om′at-us). Of the nature of angioma.

Angiometer (an-je-om′et-er) [Gr. ἀγγεῖον vessel + μέτρον measure]. An instrument for measuring the diameter or caliber and tension of the blood-vessels.

Angiomyocardiac (an″je-o-mi-o-kar′de-ak). Affecting the vessels and the heart-muscle.

Angiomyoma (an″je-o-mi-o′mah). A myoma containing many vessels.

Angiomyosarcoma (an″je-o-mi″o-sar-ko′mah). A tumor made up of elements of angioma, myoma, and sarcoma.

Angioneurectomy (an″je-o-nu-rek′tom-e) [Gr. ἀγγεῖον vessel + νεῦρον nerve + ἐκτομή excision]. Excision of vessels and nerves; especially, the operation of resecting all the elements of the spermatic cord, except the vas deferens with its artery and vein, for the cure of enlarged prostate.

Angioneuroedema, Angioneurœdema (an″je-o-nu-ro-e-de′mah) [Gr. ἀγγεῖον vessel + νεῦρον nerve + οἴδημα swelling]. A swelling of the skin or surface, due to some vasomotor neurosis.

Angioneurosis (an″je-o-nu-ro′sis) [Gr. ἀγγεῖον vessel + *Neurosis*]. Any neurosis affecting primarily the blood-vessels; a disorder of the vasomotor system, as angiospasm, angioparesis, or angioparalysis.

Angioneurotic (an″je-o-nu-rot′ik). Caused by or of the nature of an angioneurosis.

Angioneurotomy (an″je-o-nu-rot′o-me) [Gr. ἀγγεῖον vessel + νεῦρον nerve + τομή cutting]. The operation of cutting vessels and nerves.

Angionoma (an″je-o-no′mah) [Gr. ἀγγεῖον vessel + νομή ulcer]. Ulceration of a blood-vessel.

Angiopancreatitis (an″je-o-pan-kre-at-i′tis). Inflammation of the pancreatic vessels or of the vascular tissue of the pancreas.

Angioparalysis (an″je-o-pa-ral′is-is) [Gr. ἀγγεῖον vessel + *Paralysis*]. Paralysis of blood-vessels from vasomotor defect.

Angioparesis (an-je-o-par′es-is) [Gr. ἀγγεῖον vessel + *Paresis*]. Vasomotor paresis.

Angiopathy (an-je-op′ath-e) [Gr. ἀγγεῖον vessel + πάθος affection]. Any disease of the vessels.

Angioplany (an′je-o-plan-e) [Gr. ἀγγεῖον vessel + πλάνη wandering]. Abnormality in position, course, or structure of a vessel.

Angioplasty (an′je-o-plas-te) [Gr. ἀγγεῖον vessel + πλάσσειν to form]. Plastic surgery of blood-vessels.

Angiopressure (an′je-o-presh-ur). Control of hemorrhage from a vessel by the application of a hemostatic forceps with pressure.

Angiorhigosis (an″je-o-rig-o′sis) [Gr. ἀγγεῖον vessel + ῥίγος rigor]. Rigidity of the wall of a blood-vessel.

Angiorrhaphy (an-je-or′af-e) [Gr. ἀγγεῖον vessel + ῥαφη suture]. Suture of a vessel or vessels.

Angiorrhexis (an-je-or-rek′sis) [Gr. ἀγγεῖον vessel + ῥήξις rupture]. Rupture of a vessel.

Angiosarcoma (an″je-o-sar-ko′mah) [Gr. ἀγγεῖον vessel + *Sarcoma*]. A sarcoma containing many vessels. **A. myxomato′des,** an angiosarcoma in which the walls of the vessels are affected with mucous degeneration.

Angiosclerosis (an″je-o-skle-ro′sis) [Gr. ἀγγεῖον vessel + *Sclerosis*]. Hardening of the walls of the blood-vessels; a combined sclerosis of arteries, veins, and capillaries.

Angioscope (an′je-o-skōp) [Gr. ἀγγεῖον vessel + σκοπεῖν to view]. A microscope for observing capillary blood-vessels.

Angiosialitis (an″je-o-si-al-i′tis) [Gr. ἀγγεῖον vessel + σίαλον saliva]. Inflammation of a salivary duct.

Angiosis (an-je-o′sis). Same as *Angiopathy*.

Angiospasm (an′je-o-spazm) [Gr. ἀγγεῖον vessel + σπασμός spasm]. Spasmodic contraction of the blood-vessels.

Angiospastic (an-je-os-pas′tik). Of the nature of angiospasm.

Angiostenosis (an″je-o-sten-o′sis) [Gr. ἀγγεῖον vessel + *Stenosis*]. A narrowing of the caliber of a vessel.

Angiosteosis (an″je-os-te-o′sis) [Gr. ἀγγεῖον vessel + ὀστέον bone]. Ossification or calcification of a vessel.

Angiostrophe, Angiostrophy (an-je-os′tro-fe) [Gr. ἀγγεῖον vessel + στροφή a twist]. The twisting of a vessel for the arrest of hemorrhage.

Angiotelectasis (an″je-o-tel-ek′tas-is) [Gr. ἀγγεῖον vessel + τέλος end + ἔκτασις dilatation]. Dilatation of the capillary vessels and the minute arteries and veins.

Angiotenic (an-je-o-ten′ik) [Gr. ἀγγεῖον vessel + τείνειν stretch]. Marked by or caused by distention of bloodvessels.

Angiotitis (an-je-o-ti′tis) [Gr. ἀγγεῖον vessel + *Otitis*]. Inflammation of the vessels of the ear.

Angiotome (an′je-o-tōm) [Gr. ἀγγεῖον vessel + τομή cutting section]. Any one of the segments of the vascular system of the embryo: called also *Vascular segment*.

Angiotomy (an-je-ot′om-e) [Gr. ἀγγεῖον vessel + τομή cut]. The anatomy or dissection of the blood-vessels.

Angiotribe (an′je-o-trīb) [Gr. ἀγγεῖον vessel + τρίβειν to crush]. An exceedingly strong pair of forceps in which pressure is exercised by means of a screw. It is used for crushing tissue containing an artery for the purpose of closing the artery and checking hemorrhage.

Angiotripsy (an′je-o-trip-se). Production of hemostasis by means of the angiotribe.

Angle (ang′gl) [L. *an′gulus*]. 1. A sharp bend formed by the meeting of two borders or surfaces. 2. The degree of divergence of two lines or planes that intersect. **A. of aberration.** See *A. of deviation.* **Ackermann's a's,** certain angles of the base of the skull, characteristic of kyphosis, encephalocele, and hydrocephalus. **Acromial a.,** the angle between the head of the humerus and the clavicle. **Alpha a.,** that formed by the intersection of the visual line with the optic axis. **Alveolar a.,** the angle between a line running through a point beneath the nasal spine and the most prominent point of the lower border of the alveolar process of the superior maxilla and the cephalic horizontal. **A. of aperture,** the angle between two lines from the focus of a lens to the ends of its diameter. **Basiopic a.,** the angle between the nasobasilar line and Meissner's horizontal. **Beta a.,** that between the radius fixus and a line joining the bregma and hormion. **Biorbital a.,** the angle formed by the intersection of the axis of the orbits. **Cardiohepatic a.,** the angle formed by the horizontal limit of hepatic dulness with the upright line of cardiac dulness in the fifth right intercostal space close to the sternal border. **Carrying a.,** the angle formed by the axes of the arm and forearm when the forearm is extended. **Cephalic a.,** any angle of the skull or face. **Chi a.,** that between two lines from the hormion to the staphylion and basion respectively. **Condylar a.,** the angle between the planes of the basilar groove and the occipital foramen. **Costal a.,** the angle between two false ribs meeting near the sternum. **Critical a.,** the angle made with the perpendicular by a ray of light passing from a rarer to a denser medium and then refracted. **Daubenton's a.,** angle formed by opisthiobasial line and opisthionasial line. **Deviating a.,** the least possible angle of deviation that can be produced by a given prism. **A. of deviation,** the angle between a refracted ray and the incident ray prolonged. **Ebstein's a.** Same as *Cardiohepatic a.* **Elevation a.,** the angle made by the visual plane when moved upward or downward with its normal position. **External a.,** the angle formed by the eyelids at the outer canthus. **Facial a.,** an angle which indicates the slope of the forehead. **A. of incidence,** the angle at which a ray of light strikes a denser medium. **A. of the jaw,** the junction of the lower edge with the posterior edge of the lower jaw. **Limiting a.** See *Critical a.* **Louis's a., Ludwig's a.,** that between the manubrium and the gladiolus: called also *Angulus Ludovici.* **Meter-a.,** the angle made by the optic axes when the eyes are centered on an object at a distance of one meter. **A. of Mulder,** the angle between the facial line of Camper and a line from the root of the nose to the spheno-occipital suture and intersecting the first line. **Nu a.,** the angle between the radius fixus and a line joining the hormion and nasion. **Optic a.,** the visual angle. **A. of polarization,** the angle at which light is most completely polarized. **Principal a.** Same as *Refracting a.* **A. of the pubes,** that made by the pubic bones at their symphysis. **A. of reflection,** that which a reflected ray makes with a line perpendicular to the reflecting surface. **Refracting a.,** that between the two refracting faces of a prism: called also *Principal angle.* **A. of refraction,** the angle between a refracted ray and a line perpendicular to the refracting surface. **Rolandic a., A. of Rolando,** the angle between the mesial plan and the fissure of Rolando at their intersection. **Sacrovertebral a.,** that which the sacrum forms with the lowest lumbar vertebra. **Sigma a.,** the angle between the radius fixus and a line from the staphylion to the hormion. **Sternoclavicular a.,** that formed at the junction of the sternum and clavicle. **Subpubic a.,** that formed at the pubic arch. **A. of torsion,** the angle between the axes of different portions of long bones. **A. of Virchow,** the angle between the nasobasilar line and the nasosubnasal line. **Visual a.,** the angle formed between two lines extending from the point of vision on the retina to the extremities of the object seen. **Xiphoid a's,** the angles formed by the borders of the xiphoid notch.

Anglicus sudor (ang′glik-us su′dor). The English sweating fever; a deadly pestilential fever which has several times ravaged England.

Angophrasia (ang-go-fra′zhe-ah) [Gr. ἄγχειν to choke + φράσις utterance]. A drawling and broken form of speech characteristic of extreme dementia.

Anguillula (ang-gwil′lu-lah) [L. "little eel"]. A genus of nematode parasites **A. ace′ti,** a species found in vinegar, and sometimes in the urine. *A. stercora′lis.* Same as *Strongyloides stercoralis.*

Anguilluliasis (an-gwil-u-li′as-is). The presence of an anguillula in the body.

Angular (ang′gu-lar) [L. *angula′ris*]. Sharply bent; having corners or angles.

Angulation (ang-gu-la′shun) [L. *angula′tus* bent]. The formation of a sharp obstructive angle in the intestine.

Angulus (ang′gu-lus). Latin for *Angle.*

Angustura (ang-gus-tu′rah) [Sp. *Angostura* "narrows," a town of Venezuela]. The bark of *Galipe′a cuspa′ria,* a tree of South America. It is a bitter tonic and stimulant: used in dysentery and in bilious and intermittent fever. Dose of the infusion, 1–2 fl. oz. (32–64 c.c.); of the fluid extract, 10–30 min. (0.666–2 c.c.); of the powdered bark, 10–40 gr. (0.666–2.666 gm.).

Angusturin (ang-gus-tu′rin). A tonic alkaloid, $C_{10}H_{40}NO_{14}$, from angustura.

Anhalonin (an-ha-lo′nin). An exceedingly poisonous crystalline alkaloid, $C_{12}H_{15}NO_3$, from *Anhalo′nium Lewin′ii:* recommended in dyspnea, angina pectoris, and pneumothorax.

Anhalonium Lewinii (an-hal-o′ne-um le-win′e-i). A Mexican cactus; a heart-stimulant: sometimes used in angina pectoris and in cardiac asthma. Dose of fluid extract, 1–3 min. (0.066–0.2 c.c.).

Anhaphia (an-ha′fe-ah) [Gr. ἀν not + ἀφή touch]. Loss of the sense of touch.

Anhedonia (an-hed-o′ne-ah) [Gr. ἀν priv. + ἡδονή pleasure]. Total loss of feeling of pleasure in acts that normally give pleasure.

Anhelation (an-hel-a′shun) [L. *anhela′tio*]. Dyspnea, with panting; shortness of breath.

Anhematopoiesis (an-hem″at-o-poi-e′sis) [Gr. ἀν not + αἷμα blood + ποιεῖν to make]. Same as *Anhematosis.*

Anhematosis (an″hem-at-o′sis) [Gr. ἀν priv. + αἱματόειν to make bloody]. Defect in the formation of blood.

Anhepatogenic (an-hep″at-o-jen′ik) [Gr. ἀν not + ἧπαρ liver + γεννᾶν to produce]. Not originating in the liver; not due to any morbid process within the liver.

Anhidrosis (an-hid-ro′sis) [Gr. ἀν priv. + ἱδρώς sweat]. An abnormal deficiency of sweat.

Anhidrotic (an-hid-rot′ik). 1. Checking the secretion of sweat. 2. An agent that checks the secretion of sweat.

Anhistic, Anhistous (an-his′tik, an-his′tus) [Gr. ἀν priv. + ἱστός web]. Of a uniform substance; structureless.

Anhydremia (an-hid-re′me-ah) [Gr. ἀν neg. + ὕδωρ water + αἷμα blood]. Lack of water in the blood.

Anhydrid (an-hi′drid) [Gr. ἀν neg. + ὕδωρ water]. A chemical compound derived from a substance, especially an acid, by the abstraction of a molecule of water.

Anhydromyelia (an″hid-ro-mi-e′le-ah) [Gr. ἀν priv. + ὕδωρ water + μυελόν marrow]. A deficiency of the fluid that is normally found in the spinal cord.

Anhydrous (an-hi′drus) [Gr. ἀν not + ὕδωρ water]. Deprived or destitute of water.

Anianthinopsy (an-e-an′thin-op-se) [Gr. ἀν neg. + ἰάνθινος violet + ὤψις vision]. Inability to distinguish violet tints.

Anideus (an-id′e-us) [Gr. ἀν priv. + εἶδος form]. A twin monster-fetus in which the parasite is a mere shapeless mass.

Anidrosis (an-id-ro′sis). Same as *Anhidrosis.*

Anilid (an′il-id). Any compound formed from anilin by the substitution of a radical for the hydrogen of NH_2.

Anilidmetarsenite (an-il-id-met-ar′sen-īt). A white powder, $C_6H_6NO_2ASC_6H_5NHAsO_2$, used in skin disease by subcutaneous injection.

Anilin (an′il-in) [Arabic *an-nil* indigo, *nil* blue; L. *nil* indigo]. Phenylamin; a colorless, oily liquid, $C_6H_5NH_2$, from coal-tar and from indigo,

made commercially by reducing nitrobenzene. It is slightly soluble in water; freely so in ether and alcohol. It is poisonous, producing vertigo, weakness, and cyanosis (a condition called *anilism*). The drug itself and its sulphate have been used in epilepsy and chorea. Combined with other substances, especially chlorin and the chlorates, it forms the anilin colors or dyes that are derived from coal-tar. Dose of anilin camphorate, 8–12 gr. (0.52–0.8 gm.). **A. sulphate,** a white crystalline substance, $C_6H_9NSO_4$: used as a nervine in epilepsy, chorea, etc. Dose, ¾–1½ gr. (0.05–0.1 gm.).

Anilinophil (an-il-in'o-fil) [*Anilin* + Gr. φιλεῖν to love]. 1. Anilinophilous. 2. An anilinophilous element or structure.

Anilinophilous (an-il-in-of'il-us). Staining readily with anilin dyes.

Anilipyrin (an-il-ip-i'rin). A preparation of 1 part of acetanilid with 2 parts of antipyrin: soluble in water. It is used in rheumatism and influenza. Dose, 5–15 gr. (0.3–0.9 gm.).

Anilism (an'il-izm). Poisoning by anilin; a condition marked by vertigo, muscular weakness, cyanosis, and digestive derangement, and often affecting workers in anilin factories.

Animal (an'im-al) [L. *anima'le*, from *an'ima* life, breath]. 1. A living organism having sensation and the power of voluntary movement, and requiring for its existence oxygen and organic food. 2. Pertaining to such an organism.

Animalcule (an-im-al'kūl) [L. *animal'culum*]. Any minute or microscopic animal organism.

Anime, Animi (an'im-e, an'im-i) [Fr. *animé*]. A name of various resins, especially that of *Hymenæ'a Cour'baril* and *H. Stilbocar'pa*, trees of tropical America: at present little used in medicine.

Animin (an'im-in). A basic substance derived from bone-oil.

Animism (an'im-izm) [L. *an'ima* soul]. The obsolete doctrine that the soul is the source of both normal and pathologic processes.

Aniodol (an-i'o-dol). An antiseptic solution of trioxymethylene used in sterilizing dressings and instruments.

Anion (an'e-on) [Gr. ἀνά up + ἰών going]. The element which in electrolysis passes to the positive pole.

Aniridia (an-ir-id'e-ah) [Gr. ἀν priv. + *Iris*]. Congenital absence of the iris.

Anisalol (an-is-al'ol). The phenyl ester of anisic acid, $C_6H_4(OCH_3)CO_2C_6H_5$, occurring in colorless crystals: antirheumatic and analgesic. Dose, 8–15 gr. (0.5–1 gm.).

Anisate (an'is-āt). A salt of anisic acid. The anisates are antiseptics and antipyretics.

Anisated (an'is-āt-ed). Flavored with anise.

Anischuria (an-is-ku're-ah) [Gr. ἀν priv. + ἰσχουρία retention of the urine]. Incontinence of the urine; enuresis.

Anise (an'is) [L. *ani'sum*]. The fruit of *Pimpinel'la ani'sum*, an umbelliferous plant. It is carminative and expectorant, and has a slightly stimulant action on the heart. Dose, 10–20 gr. (0.666–1.333 gm.). Dose of the water (*a'qua ani'si*), 1–4 dr. (4–15 c.c.); of the essence (*essen'tia ani'si*), 10–20 min. (0.666–1.333 c.c.); of the volatile oil (*o'leum ani'si*), 1–5 min. (0.066–0.333 c.c.); of the spirit (*spir'itus ani'si*) 1–2 dr. (4–8 c.c.). **Chinese a., Star a.,** the fruit of *Illi'cium ve'rum* or of *I. anisa'tum*, magnoliaceous trees of Asia: the volatile oil is identical with that of anise, and is used like it.

Anisin (an'is-in). A crystalline alkaloid, $C_{22}H_{24}N_2O_3$, from anise.

Anisochromatic (an-i''so-kro-mat'ik) [Gr. ἀν not + ἴσος equal + χρῶμα color]. Not of the same color throughout: applied to solutions used for testing color-blindness, containing two pigments which are distinguished by both the normal and the color-blind eye.

Anisocoria (an-is-o-ko're-ah) [Gr. ἄνισος unequal + κορή pupil]. Inequality of the pupils in diameter.

Anisogamy (an-i-sog'am-e) [Gr. ἄνισος unequal + γάμος marriage]. Sexual conjugation in protozoa in which the individuals differ in structure and size.

Anisol (an'is-ol). A fragrant liquid, methylphenyl ether, C_7H_8O, prepared from phenol by heating with potassium and methyl iodid.

Anisomelia (an-is-o-me'le-ah) [Gr. ἄνισος unequal + μέλος limb]. Inequality between paired limbs.

Anisometropia (an''is-o-met-ro'pe-ah) [Gr. ἄνισος unequal + μέτρον measure + ὤψ eye]. A difference in the refractive power of the two eyes.

Anisometropic (an''is-o-met-rop'ik). Having eyes which are unlike in refraction.

Anisopia (an-is-o'pe-ah) [Gr. ἄνισος unequal + ὤψ eye]. Inequality of visual power between the two eyes.

Anisospore (an-i'so-spōr) (Gr. ἄνισος unequal + σπόρος spore]. A sexual spore that unites with a spore of opposite sex to form an adult. See *Isospore*.

Anisosthenic (an-is-os-then'ik) [Gr. ἄνισος unequal + σθενός strength]. Not having equal strength: used of paired muscles.

Anisotropal, Anisotropic (an-is-ot'ro-pal, an-is-o-trop'ik) [Gr. ἄνισος unequal + τρόπος turning]. Doubly refracting or having a double polarizing power.

Anisum (an-i'sum). Gen. *ani'si*. Latin for *Anise*.

Anitin (an'it-in). A hydrocarbon and sulphur derivative, occurring in the form of a brownish-black hygroscopic and germicidal powder.

Anitol (an'it-ol). Any of the compounds of anitin with cresols, phenols, etc. They are germicides.

Ankle (ang'kl). The part of the leg just above the foot. **A.-bone,** the astragalus. **Tailors' a.,** an abnormal bursa over the head of the fibula in tailors, from pressure caused by sitting on the floor with the legs crossed in front.

Ankyloblepharon (ang-kil-o-blef'ar-on) [Gr. ἀγκυλή noose + βλέφαρον eyelid]. The adhesion of the ciliary edges of the eyelid to each other.

Ankylochilia (ang-kil-o-ki'le-ah) [Gr. ἀγκύλη loop + χεῖλος lip]. Adhesion of the lips to each other.

Ankylocolpos, Ankylokolpos (ang-kil-o-kol'pos) [Gr. ἀγκύλη loop + κόλπος vagina]. Atresia or imperforation of the vagina.

Ankylodactylia (ang''kil-o-dak-til'e-ah) [Gr. ἀγκύλη loop + δάκτυλος finger]. Adhesion of fingers or toes to one another.

Ankyloglossia, Ankyloglossum (ang-kil-o-glos'-se-ah, ang-kil-o-glos'um) [Gr. ἀγκύλη loop + γλῶσσα tongue]. Tongue-tie.

Ankylomele (ang-kil-o-me'le) [Gr. ἀγκύλος bent + μήλη probe]. A curved probe.

Ankylophobia (ang-kil-o-fo'be-ah) [*Ankylosis* + Gr. φόβος fear]. Morbid fear of ankylosis in cases of fracture or joint-affection.

Ankyloproctia (ang-kil-o-prok'she-ah) [Gr. ἀγκύλη loop + πρωκτός anus]. A stricture of the anus.

Ankylosed (ang'kil-ōzd). Affected with ankylosis.

Ankylosis (ang-kil-o'sis) [Gr. ἀγκύλωσις]. Abnormal immobility and consolidation of a joint. **Artificial a.,** the surgical fixation of a joint;

arthrodesis. **Bony a.,** the abnormal union of the bones of a joint: called also *True a.* **Extracapsular a.,** that caused by rigidity of parts outside a joint. **False a., Spurious a.,** ankylosis due to rigidity of the surrounding parts. **Fibrous a.,** that due to the formation of fibrous bands within a joint. **Intracapsular a.,** ankylosis due to the undue rigidity of structures within a joint. **Ligamentous a.,** ankylosis by ligaments or fibrous structures. **True a.** Same as *Bony a.*

Ankylostoma (ang-kil-os'to-mah) [Gr. ἀγκύλος crooked + στόμα mouth]. A genus of nematode parasites. **A duodena'le,** or hook-worm, when found in the human intestine, causes a dangerous anemia. **A. America'num,** an American species of hook-worm, smaller than *A. duodena'le*, and probably less dangerous as a parasite.

Ankylostomiasis (ang''kil-os-to-mi'as-is). A disease not unlike idiopathic anemia, due to the presence in the intestine of a nematode worm, *Ankylos'toma duodena'le*, which sucks the blood from the duodenal walls. The disease occurs chiefly in brickmakers, miners, and navvies. Called also *Dochmiasis, Uncinariasis, Hookworm disease, Miners' anemia, Tunnel-anemia, Egyptian chlorosis.*

Ankylotia (ang-kil-o'she-ah) [Gr. ἀγκύλη noose + οὖς ear]. Closure of the external meatus of the ear.

Ankylotome (ang-kil'o-tōm) [Gr. ἀγκύλη loop + τομή cut]. A knife for operating upon tongue-tie.

Ankylotomy (ang-kil-ot'o-me) [Gr. ἀγκύλη loop + τομή cut]. A cutting operation for curing tongue-tie.

Ankylurethria (ang-kil-u-re'thre-ah) [Gr. ἀγκύλη loop + *Urethra*]. Stricture of the urethra.

Ankyrism (ang'kir-izm) [Gr. ἀγκύρα hook]. A hook-like articulation or suture.

Ankyroid (ang'kir-oid) [Gr. ἀγκύρα hook + εἶδος form]. Hook-shaped.

Anlage (an'lah-geh) [Ger. "a laying on"]. The embryonic area in which traces of any part first appear.

Annatto (an-nat'to). See *Annotto*.

Annectent (an-nek'tent) [L. *annec'tens*]. Connecting or joining together.

Annidalin (an-nid'al-in). Dithymol triiodid; a substitute for aristol.

Annotto (an-not'to). A red color or stain from the fruit of *Bix'a orella'na*, a South American tree: used for coloring plasters.

Annuens (an'nu-enz) [L. "nodding"]. The rectus capitis anticus minor muscle.

Annular (an'u-lar) [L. *annula'ris*]. Shaped like a ring.

Annulorrhaphy (an-u-lor'af-e) [L. *An'nulus* ring + Gr. ῥαφη suture]. Closure of a hernial ring or sac by sutures.

Annulus (an'nu-lus) [L.]. A ring-shaped organ or area. **A. abdomina'lis,** either one of the openings of the inguinal canal. **A. cilia'ris,** the boundary between the iris and the choroid. **A. inguina'lis abdomina'lis,** the internal abdominal ring. **A. inguina'lis subcuta'neus,** the external abdominal ring. **A. mi'grans,** a disease marked by formation on the tongue of raised red patches with a yellow border, which spread in eccentric circles over the upper and under surfaces. **A. ova'lis,** the margin of the septum of the foramen ovale of the fetal heart. **A. tra'cheæ,** any one of the rings of the trachea. **A. tympan'icus,** the tympanic ring. **A. umbil'icus,** the umbilical ring.

Anococcygeal (a-no-kok-sij'e-al). Pertaining to the anus and coccyx.

Anodal (an-o'dal). Pertaining to the anode.

Anode (an'ōd) [Gr. ἄνω up + ὁδός way]. The positive pole of a galvanic battery.

Anodmia (an-od'me-ah) [Gr. ἀν neg. + ὀδμή smell]. Lack of the sense of smell.

Anodontia (an-o-don'she-ah) [Gr. ἀν priv. + ὀδούς tooth]. Absence of the teeth.

Anodyne (an'o-dīn) [Gr. ἀν neg. + ὀδύνη pain]. 1. Relieving pain. 2. A medicine that relieves pain. The anodynes include opium, morphin, codein, hyoscin, atropin, coniin, ether, lupulin, potassium bromid. **Hoffmann's a.,** the compound spirit of ether (*spir'itus æ'theris compos'itus*): anodyne and antispasmodic. Dose, 30–120 min. (2–8 c.c.).

Anodynia (an-o-din'e-ah) [Gr. ἀν neg. + ὀδύνη pain]. Freedom from pain.

Anodynone (an-o-di'nōn). A proprietary preparation of ethyl chlorid.

Anoesia (an-o-e'ze-ah) [Gr. ἀνοησία]. Want of understanding; idiocy.

Anoia (an-oi'ah) [Gr. ἄνοια]. Idiocy; amentia.

Anomalotrophy (an-om-al-ot'ro-fe) [Gr. ἀνώμαλος irregular + τροφή nutrition]. Abnormality of nutrition.

Anomalous (an-om'al-us) [Gr. ἀνώμαλος]. Irregular; marked by deviation from the natural order.

Anomaly (an-om'al-e) [Gr. ἀνωμαλία]. Marked deviation from the normal standard.

Anomia (ah-no'me-ah) [Gr. α not + ὄνομα name]. Loss of the power of naming objects or of recognizing names.

Anonychia (an-o-nik'e-ah) [Gr. ἀν neg. + ὄνυξ nail]. Congenital absence of a nail or nails.

Anonymous (an-on'im-us). Nameless; innominate.

Anoopsia (an-o-op'se-ah) [Gr. ἄνω up + ὤψ eye]. An upward strabismus.

Anopheles (an-of'el-ēz). A genus of insects (mosquitos) of the family Culicidæ, whose members are the hosts of malarial parasites, their bite being the means of transmitting malaria. See *Mosquito*.

Anophelicide (an-of-el'is-īd) [*Anopheles* + L. *cæ'dere* to kill]. Destructive to anopheles.

Anophelifuge (an-of-el'if-ūj) [*Anopheles* + L. *fuga're* to put to flight]. Preventing the bite or attack of anopheles.

Anophelism (an-of'el-izm). Infestation of a district with anopheles.

Anophoria (an-o-fo're-ah) [Gr. ἄνω upward + φέρειν to bear]. See *Anotropia*.

Anophthalmia (an-of-thal'me-ah) [Gr. ἀν priv. + ὀφθαλμός eye]. Congenital absence of the eyes. **A. cyclop'ica,** a rudimentary condition of both the eye-socket and orbit.

Anophthalmus (an-of-thal'mus) [Gr. ἀν neg. + ὀφθαλμός eye]. 1. Congenital absence of the eyes. 2. A person born with no eyes.

Anopia (an-o'pe-ah) [Gr. ἀν priv. + ὤψ eye]. 1. Absence or rudimentary condition of the eye. 2. Defect of vision. 3. Anoopsia.

Anopsia (an-op'se-ah) [Gr. ἀν neg. + ὄψις vision]. 1. See *Amblyopia*. 2. Anoopsia.

Anorchia, Anorchism (an-or'ke-ah, an'or-kizm) [Gr. ἀν priv. + ὄρχις testis]. Congenital absence of the testes.

Anorchus (an-or'kus) [Gr. ἀν without + ὄρχις testis]. A person with no testes or with undescended testes.

Anorectal (a-no-rek'tal). Pertaining to the anus and rectum.

Anorexia (an-o-rek'se-ah) [Gr. ἀν without + ὄρεξις appetite]. Lack or loss of the appetite for food.

A. nervo'sa, a serious nervous affection of the stomach, in which the patient loses his appetite and systematically takes but little food.

Anorthopia (an-or-tho'pe-ah) [Gr. ἀν priv. + ὀρθός straight + ὄψις vision]. Distorted vision.

Anorthography (an-or-thog'raf-e) [Gr. ἀν not + ὄρθος straight + γράφειν to write]. Motor agraphia; loss of power of writing correctly.

Anorthoscope (an-or'tho-scop) [Gr. α priv. + ὀρθος straight + σκοπεῖν to view]. An instrument for combining two disconnected pictures in one perfect visual image.

Anoscope (a'no-scop) [*a'nus* + Gr. σκοπεῖν to view]. A speculum for examining the lower rectum.

Anosmatic (an-oz-mat'ik) [Gr. ἀν not + ὀσμάειν to smell]. Having no sense of smell, or only an imperfect sense of smell.

Anosmia (an-oz'me-ah) [Gr. ἀν neg. + ὀσμή smell]. Absence of the sense of smell.

Anosphrasia (an-os-fra'ze-ah) [Gr. ἀν priv. + ὀσφρασία smell]. Absence of the sense of smell.

Anospinal (a-no-spi'nal). Pertaining to the anus and the spinal cord.

Anostosis (an-os-to'sis) [Gr. ἀν priv. + ὀστέον bone]. Defective development of bone.

Anotia (an-o'she-ah) [see *Anotus*]. Congenital absence of the ears.

Anotropia (an-o-tro'pe-ah) [Gr. ἄνω upward + τρέπειν to turn]. A condition in which the visual axes tend to rise above the object looked at: called also *Anophoria.*

Anotus (an-o'tus) [Gr. ἀν neg. + οὖς ear]. An earless fetus.

Anovesical (a-no-ves'ik-al) [L. *a'nus* fundament + *vesi'ca* bladder]. Pertaining to the anus and bladder.

Anoxemia, Anoxyemia (an-ok-se'me-ah, an-ok-se-e'me-ah) [Gr. ἀν neg. + *Oxygen* + αἷμα blood]. Deficient aëration of the blood, as in mountain-sickness..

Anoxoluin, Anoxolyin (an-ok-sol'u-in, an-ok-sol'e-in). A substance insoluble in glacial acetic acid, occurring in albumin, fibrin, casein, and globulin.

Anoxyemic (an-ok-se-e'mik). Characterized by or due to a lack of the normal proportion of oxygen in the blood.

Anozol (an-o'zol). A mixture of iodoform and thymol: used as a substitute for iodoform.

Ansa (an'sah), pl. *an'sæ* [L. "handle"]. Any loop-like structure. **A. cap'itis,** the zygomatic arch. **Haller's a.,** the loop formed by the nerve which connects the facial and glossopharyngeal nerves. **A. hypoglos'si,** a loop in the neck formed by the descendens noni nerve. **A. lenticula'ris,** a tract between the crusta and the lenticular nucleus. **A. peduncula'ris,** the portion of the brain to the ventral side of the thalamus. **A. of Reil.** Same as *A. peduncularis.* **A. sacra'lis,** the loop that connects the ganglion impar with the trunks of the sympathetic nerve. **A. subcla'via of Vieussens,** a small nerve extending between the middle and inferior cervical, or first dorsal, ganglia, and making a loop around the subclavian artery. **Wrisberg's a.,** a nerve that connects the right great splanchnic and right pneumogastric nerves.

Anserine (an'ser-in) [L. *anseri'nus*]. Pertaining to or like a goose.

Antacetin (ant-as-e'tin). Potassium saccharate: used as an antidote for poisoning by mineral acids; also in dyspepsia and tænia.

Antacid (an-tas'id) [L. *an'ti* against + *a'cidus* sour]. 1. Correcting acidity. 2. A substance that counteracts or neutralizes acidity.

Antacidin (an-tas'id-in). Lime saccharate: sometimes prescribed for rheumatism.

Antagonism (an-tag'on-izm) [Gr. ἀνταγώνισμα struggle]. Opposition or contrariety, as between muscles, medicines, or organisms.

Antagonist (an-tag'on-ist) [Gr. ἀνταγωνιστής]. A medicine or a muscle which counteracts the effects of another medicine or muscle. **Associated a's** act upon different parts, and by their combined action move the parts in parallel directions. **Direct a's** act in the same part, and by their combined action keep the part at rest.

Antalgic (ant-al'jik) [Gr. ἀντί against + ἄλγος pain]. 1. Relieving pain. 2. A remedy for pain.

Antalkaline (ant-al'kal-in) [Gr. ἀντί against + *Alkali*]. 1. Neutralizing alkalinity. 2. An agent that neutralizes the alkalies.

Antaphrodisiac (ant"af-ro-diz'e-ak). 1. Abrogating the sexual instinct. 2. An agent that allays sexual impulses.

Antapoplectic (ant"ap-o-plek'tik) [Gr. ἀντί against + ἀποπληξία apoplexy]. Good against apoplexy.

Antarthritic (ant-ar-thrit'ik) [Gr. ἀντί against + ἀρθριτικός gouty]. 1. Good against gout. 2. A remedy for gout.

Antasthenic (ant-as-then'ik) [Gr. ἀντί against + ἀσθένεια weakness]. Restoring the strength.

Antasthmatic (ant-ast-mat'ik) [Gr. ἀντί against + ἄσθμα asthma]. 1. Affording relief in asthma. 2. A medicine that relieves the spasm of asthma.

Antatrophic (ant-at-rof'ik). Correcting or opposing the progress of atrophy.

Antebrachium (an-te-bra'ke-um) [L. *an'te* before + *bra'chium* arm]. The forearm.

Antecardium (an-te-kar'de-um). The pit of the stomach. See *Anticardium.*

Ante cibum (an'te si'bum). Latin for "before meals."

Antecornu (an-te-kor'nu). The cornu of a lateral ventricle of the brain.

Antecurvature (an-te-kur'vat-ur) [L. *an'te* before + *curvatu'ra* bend]. A slight anteflexion.

Anteflexion (an-te-flek'shun) [L. *an'te* before + *flex'io* bend]. An abnormal forward curvature; a form of displacement in which the upper part of the organ is bent forward.

Antelocation (an"te-lo-ka'shun) [L. *an'te* before + *loca'tio* placement]. The forward displacement of an organ.

Antemesin (ant-e-mes'in). A proprietary remedy for nausea, dyspepsia, etc.

Antemetic (ant-em-et'ik) [Gr. ἀντί against + ἐμετικός emetic]. 1. Relieving nausea or vomiting 2. An agent that prevents or relieves vomiting.

Ante mortem (an'te-mor'tem). Latin for "before death."

Antenatal (an-te-na'tal) [L. *an'te* before + *na'tus* born]. Occurring before birth, or formed.

Ante partum (an'te par'tum). Latin for "before delivery."

Antephialtic (ant"ef-e-al'tik) [Gr. ἀντί against + ἐφιάλτης nightmare]. Good against or preventing nightmare.

Anteprostate (an-te-pros'tāt) [L. *an'te* before + *Prostate*]. One of Cowper's glands.

Anteprostatitis (an"te-pros-ta-ti'tis). Inflammation of Cowper's glands.

Antepyretic (an"te-pi-ret'ik) [L. *an'te* before + *Pyretic*]. Performed before the stage of traumatic fever.

Anterior (an-te're-or). Situated in front of or in the forward part of; affecting the forward part of an organ.

Antero- [L. *ante'rior* before]. A prefix signifying before.

Anterograde (an'ter-o-grād) [*Antero-* + L. *gre'di* to go]. Moving or extending backward.

Antero-inferior (an"ter-o-in-fe'ri-or). Situated in front and below.

Antero-internal (an"ter-o-in-ter'nal). In front and on the inner side.

Anterolateral (an"te-ro-lat'er-al). Situated before and to one side.

Antemedian (an-te-me'de-an). Situated in front and on the median line.

Anteroposterior (an"ter-o-pos-te're-or). Extending from before backward.

Anterosuperior (an"ter-o-su-pe're-or). Situated in front and above.

Anteversion (an-te-ver'shun) [L. *an'te* before + *ver'sio* a turning]. The forward tipping or tilting of an organ; displacement in which the organ is tipped forward, but is not bent at an angle, as in anteflexion.

Anthelix (an'the-lix) [*Anti-* + *Helix*]. The inner curved ridge of the external ear.

Anthelmintic (an-thel-min'tik) [Gr. ἀντί against + ἕλμινς worm]. 1. Destructive to worms. 2. A remedy for worms.

Anthemis (an'the-mis) [L.; Gr. ἀνθεμίς]. 1. A genus of composite-flowered plants. 2. The flower-heads of *A. nob'ilis,* or common camomile: tonic and febrifuge, and used in coughs, spasmodic conditions in infants, and as a stomachic tonic. Dose of **infusion,** 1–2 fl. oz. (32–64 c.c.); of **extract,** 2–10 gr. (0.133–0.666 gm.); of **powdered drug,** 30–60 gr. (2–4 gm.); of **volatile oil,** 2–10 min. (0.333–0.666 c.c.).

Anthemorrhagic (ant"hem-or-raj'ik) [Gr. ἀντί against + *Hemorrhage*]. Preventing or arresting hemorrhage.

Anther (an'ther) [Gr. ἀνθηρός blooming]. The male sexual organ in a flowering plant.

Antheridium (an-ther-id'e-um). The male organ of a cryptogamic plant taking part in the formation of sexually produced spores. Cf. *Archegonium.*

Anthorisma (an-thor-iz'mah) [Gr. ἀντί against + ὅρισμα boundary]. A diffuse swelling.

Anthracemia (an-thrah-se'me-ah) [Gr. ἄνθραξ coal + αἷμα blood]. 1. Asphyxia from carbon monoxid poisoning. 2. The presence of *Bacil'lus anthra'cis* in the blood.

Anthracene (an'thrah-sēn). A colorless crystalline hydrocarbon, $C_{14}H_{10}$, from coal-tar: used in the manufacture of anthracene dyes. It is slightly soluble in ether and alcohol, and freely soluble in hot vinegar.

Anthracia (an-thra'she-ah) [L. *an'thrax* carbuncle]. A disease-condition characterized by the formation of carbuncles.

Anthracic (an-thras'ik). Pertaining to or resembling anthrax.

Anthracin (an'thras-in). A poisonous ptomain from anthrax-cultures.

Anthracoid (an'thrak-oid) [Gr. ἄνθραξ coal + εἶδος form]. Resembling anthrax or a carbuncle.

Anthracometer (an-thrak-om'et-er) [Gr. ἄνθραξ coal + μέτρον measure]. An instrument for measuring the carbon dioxid of the air.

Anthraconecrosis (an"thrak-o-nek-ro'sis) [Gr. ἄνθραξ coal + νέκρωσις death]. Necrotic transformation of a tissue into a black, dry mass.

Anthracosis (an-thrah-ko'sis) [Gr. ἀνθράκωσις]. 1. A malignant ulcer. 2. Lung-disease produced by inhaled coal-dust; pneumokoniosis or miners' lung.

Anthragallol (an-thrah-gal'ol). A product, $C_{14}H_8O_5$, of the interaction of gallic, benzoic, and sulphuric acids.

Anthraquinone (an-thrah-kwin'ōn). A yellow substance, $C_{14}H_8O_2$, from anthracene.

Anthrarobin (an-thrah-ro'bin) [*Anthracene* + *Araroba*]. A yellowish-white powder from alizarin, $C_{14}H_{10}O_3$. It is insoluble in water, but soluble in alcohol and dilute alkaline solutions, and is useful in psoriasis and various skin-diseases in 10-20 per cent. ointment.

Anthrasol (an'thra-sol). A preparation of juniper tar freed from pitch and coloring matter, and coal tar: used in skin diseases.

Anthrax (an'thrax) [Gr. ἄνθραξ coal, carbuncle]. 1. A carbuncle. See *Carbuncle.* 2. Same as *Malignant a.* **Malignant a.,** a fatal infectious disease of cattle and sheep, due to *Bacil'lus anthra'cis,* and characterized by the formation of hard edema or ulcers at the point of inoculation and by symptoms of collapse. It may occur in man. Called also *Contagious anthrax, Splenic fever, Woolsorters' disease, Milzbrand,* and *Charbon.* **Symptomatic a.,** a disease of cattle, characterized by emphysematous and subcutaneous swellings and nodules: called also *Black-leg* and *Quarter-evil.*

Anthropogeny (an-thro-poj'en-e) [Gr. ἄνθρωπος man + γεννᾶν to produce]. The evolution and development of man.

Anthropography (an-thro-pog'raf-e) [Gr. ἄνθρωπος man + γράφειν to write]. A treatise upon or the study of the human organism.

Anthropoid (an'thro-poid) [Gr. ἄνθρωπος man + εἶδος form]. Having the form of a man.

Anthropology (an-thro-pol'o-je) [Gr. ἀνθρωπος man + λόγος discourse]. The natural history of mankind; the science that treats of man.

Anthropometer (an-thro-pom'et-er). An instrument for measuring the height and sitting height.

Anthropometry (an-thro-pom'et-re) [Gr. ἄνθρωπος man + μέτρον measure]. The science which deals with the measurement of the size, weight, and proportions of the human body.

Anthropophagy (an-thro-pof'aj-e) [Gr. ἄνθρωπος man + φαγεῖν to eat]. Cannibalism; also a sexual perversion with cannibalistic tendencies.

Anthropophobia (an"thro-po-fo'be-ah) [Gr. ἀνθρωπος man + φόβος fear]. Morbid dread of human society.

Anthroposomatology (an"thro-po-so-mat-ol'o-je). [Gr. ἀνθρωπος man + σῶμα body + λόγος discourse]. The sum of knowledge regarding the human body.

Anthropotoxin (an-thro-po-tok'sin) [Gr. ἄνθρωπος + *Toxin*]. A poison said to be excreted by the human lungs.

Anthydropic (ant-hi-drop'ik) [Gr. ἀντί against + ὑδρωπικός dropsical]. Curing or relieving dropsy.

Anthypnotic (ant-hip-not'ik) [Gr. ἀντί against + ὕπνος sleep]. Preventing or hindering sleep.

Anthysteric (ant-his-ter'ik). See *Antihysteric.*

Anti- [Gr. ἀντί against]. A prefix signifying against.

Antiabric (an-ti-a'brik). Resisting the poisonous effects of abrin.

Antiabrin (an-te-a'brin). An antitoxin produced in the blood after the exhibition of abrin.

Antiagglutinating (an"te-ag-lu'tin-a-ting). Preventing agglutination.

Antiagglutinin (an"te-ag-lu'tin-in). A substance that opposes the action of an agglutinin.

Antiaggressin (an"te-ag-res'in). A substance formed in the body by repeated injection of an aggressin, and tending to oppose the action of the aggressin.

Antialbumate, Antialbuminate (an-te-al'bu-māt,

an-te-al-bu'min-āt) [*Anti* + *Albumin*]. Parapeptone; a product of the incomplete digestion of albumin. It resists digestion by pepsin, but is digested by trypsin, the pancreatic ferment changing it into antipeptone.

Antialbumid (an-te-al'bu-mid). Same as *Antialbumate*.

Antialbumin (an-ti-al-bu'min). A constituent of albumin, which is changed by gastric digestion into antialbumose.

Antialbumose (an-ti-al'bu-mōs). One of the albumoses formed by the action of gastric digestion on albumin. It is converted into antipeptone during digestion.

Antialexin (an-te-al-ex-in). A substance which opposes the action of alexin.

Antiamboceptor (an-te-am'bo-sep-tor). A substance which opposes the action of an amboceptor. Called also *Anti-immune body*.

Anti-anti-enzyme (an-te-an-te-en'zīm). A supposed substance formed in the body to prevent the undue accumulation of anti-enzyme.

Antiapopleptic (an''te-ap-op-lek'tik). Affording relief in or preventing apoplexy.

Antiarin (an-ti'ar-in). An intensely poisonous principle, $C_{14}H_{20}O_8 + 2H_2O$, from bohun upas: a heart depressant. Dose $\frac{1}{100}$ gr. (0.00065 gm.).

Antiaris (an-ti'ar-is) [Javanese *antiar*]. A genus of artocarpaceous trees. *A. toxica'ria* is the bohun upas of Java: exceedingly poisonous.

Antiarsenin (an-te-ar'sen-in). A non-arsenical substance developed in the body by immunizing doses of arsenous acid.

Antiarthrin (an-te-ar'thrin). A brownish powder, consisting of salicin with roasted horse-chestnut added to disguise the taste: used in uric-acid diathesis in doses of 15 gr. (1 gm.).

Antiarthritic (an''te-ar-thrit'ik). Curing or relieving gout.

Antiasthmatic (an''te-ast-mat'ik). **Same as *Antiasthmatic*.**

Antiautolysin (an-te-au-tol'is-in). A substance which opposes the action of autolysin.

Antibacterial (an''te-bak-te're-al). Checking the growth of bacteria.

Antibacterin (an-te-bak'te-rin). A pale yellow liquid used in tuberculosis by inhaling. It is said to contain boric acid, solution of ferric chlorid, and spirit of chloric ether.

Antibechic (an-te-bek'ik) [Gr. *ἀντί* against + *βήξ* cough]. Relieving a cough; curing coughs.

Antibilious (an-te-bil'yus). Good against bilious conditions.

Antibiosis (an-te-bi-o'sis) [Gr. *ἀντί* against + *βίος* life]. An association between two or more organisms which is detrimental to one of them.

Antibiotic (an''te-bi-ot'ik) [*Anti-* + Gr. *βίος* life]. Destructive of life.

Antiblennorrhagic (an''te-blen-or-raj'ik). Preventing or relieving gonorrhea.

Antibody (an-te-bod'e). Any one of the constituents of the blood and tissue juices of animals rendered immune by inoculation, and exerting a specific antagonistic influence on the body under the influence of which it was formed. The antibodies include the agglutinins, antienzymes, antitoxins, bacteriolysins, cytotoxins, hemolysins, opsonins, and precipitins.

Antibrachium (an-te-bra'ke-um). See *Antebrachium*.

Antibromic (an-te-bro'mik) [Gr. *ἀντί* against + *βρῶμος* smell]. Deodorant: overcoming ill-smells.

Antibrule (an'te-brūl). A proprietary antiseptic; antipruritic and antiseptic: used for burns, scalds, skin-diseases, etc.

Anticalculous (an-te-kal'ku-lus). Good against calculus.

Anticancrin (an-te-kan'krin). Same as *Cancroin*.

Anticardium (an-te-kar'de-um) [Gr. *ἀντί* against + *καρδία* heart]. The pit of the stomach, or scrobiculus cordis.

Anticarious (an-te-ka're-us). Preventive of caries.

Anticatalase (an-te-kat'il-ās). An antibody having an antagonistic action on catalase.

Anticatarrhal (an''te-kat-ar'al). Curing or relieving catarrh.

Anticheirotonus (an''te-ki-rot'o-nus) [Gr. *ἀντίχειρ* thumb + *τόνος* tension]. Spasmodic inflection of the thumb.

Antichlorotic (an''te-klo-rot'ik). Useful as a remedy for chlorosis.

Anticholerin (an-te-kol'er-in) [Gr. *ἀντί* against + *χολέρα* cholera]. A substance from cultures of the cholera-bacillus: used against cholera.

Antichoromanic (an''te-ko-ro-ma'nik). Useful against dancing mania and spasms.

Anticipate (an-tis'ip-āt) [L. *an'te* before + *cap'ere* to take]. To occur or recur before the regular time.

Anticlinal (an-te-kli'nal) [Gr. *ἀντί* against + *κλίνειν* to slope]. Sloping in opposite directions.

Anticloudine (an-te-klow'din). A proprietary paste for preventing moisture, stain, dampness, etc., from affecting glass or nickel instruments.

Anticnemion (an-tik-ne'me-on) [Gr. *ἀντί* against + *κνήμη* leg]. The shin.

Anticoagulative (an-te-ko-ag'u-lat-iv). Preventing or opposing coagulation.

Anticoagulin (an-te-ko-ag'u-lin). A substance formed in the body and having an action antagonistic to that of coagulin.

Anticomplement (an-te-kom'ple-ment). A body that opposes or counteracts the action of a complement.

Anticonvulsive (an''te-kon-vul'siv). Good against convulsions.

Anticornutin (an''ti-kor-nu'tin). 1. Topasol G. II., a therapeutic preparation of zinc and copper ferro-sulphates: antiseptic. 2. Topasol G. IV., an antiseptic preparation of iron, zinc, and calcium sulphates.

Anticoroin (an''te-ko-ro'in). Topasol G. V., an antiseptic preparation of iron, zinc, and magnesium sulphates.

Anticreatinin (an''te-kre-at'in-in). A leukomain of the creatinin group, and derived from creatinin.

Anticrisis (an-te-kri'sis). Anything that interferes with the occurrence of a crisis.

Anticrotin (an-te-kro'tin). The antitoxin of crotin: the toxin of croton tiglium.

Anticus (an-ti'kus). Latin for *Anterior*.

Anticyclic acid (an-te-sik'lik). See *Acid*.

Anticytolysin (an-te-si-tol'is-in). Same as *Anticytotoxin*.

Anticytotoxin (an''te-si-to-tok'sin). A substance that opposes or counteracts the action of a cytotoxin.

Antidiabetin (an''te-di-ab-e'tin). A sugar for diabetics, composed of saccharin and mannite.

Antidiastase (an-te-di'as-tās). A substance formed in the blood serum on the injection of a diastase which opposes the action of the diastase.

Antidinic (an-te-din'ik) [Gr. *ἀντί* against + *δῖνος* whirl]. Curing or preventing vertigo.

Antidiphtherin (an-te-dif'the-rin) [Gr. *ἀντί* against + *Diphtheria*]. A derivative from cultures of the diphtheria-bacillus: used against diphtheria.

Antidiphtheriticon (an''te-dif-ther-it'ik-on). A mixture of oil of birch (5 parts), oil of beech (3 parts), potassium sulphid (5 parts), potassium carbonate (1 part), and alcohol (70 parts): used as a remedy for diphtheria.

Antidolorin (an-te-do-lor'in) [Gr. *ἀντί* + L. *do'lor* pain]. A proprietary preparation of ethyl chlorid.

Antidotal (an-te-do'tal). Serving as an antidote.

Antidote (an'te-dōt) [L. *antido'tum*, from Gr. *ἀντί* against + *διδόναι* to give]. A remedy for counteracting a poison. **A. against arsenic,** hydrated oxid of iron with magnesia. **Chemical a.,** one that changes the chemical nature of the poison. **Mechanical a.,** one that prevents the absorption of a poison. **Physiologic a.,** one that counteracts the effects of a poison by producing other effects. **Universal a.,** a solution of 1 part of iron sulphate in 2 parts of magnesia-water.

Antidromic (an-te-drom'ik) [Gr. *ἀντί* opposite + *δρόμος* race-course]. Conducting impulses in a direction opposite to the normal: said of nerve-fibers.

Antidynamic (an''te-di-nam'ik) [Gr. *ἀντί* against + *δύναμις* force]. Reducing the strength; weakening.

Antidyscratic (an''te-dis-krat'ik) [Gr. *ἀντί* against + *δυσκρασία* bad temperament]. Good against a dyscrasia.

Antidysenteric (an''te-dis-en-ter'ik). Relieving, curing, or preventing dysentery.

Antidysentericum (an''te-dis-en-ter'ik-um). A preparation of myrobolan, pelletierin, extract of rose, extract of pomegranate, and gum arabic: used in chronic diarrhea and in dysentery.

Antiemetic (an''te-e-met'ik). Arresting or preventing emesis or vomiting; relieving nausea.

Antienzyme (an-te-en'zīm) [Gr. *ἀντί* against + *Enzyme*]. An agent that neutralizes an enzyme: formed in the blood serum of an animal on the injection of the enzyme.

Antifebrile (an-te-feb'ril) [*Anti-* + L. *fe'bris* fever]. Allaying or diminishing fever.

Antifebrin (an-te-feb'rin). Same as *Acetanilid*.

Antiferment (an-te-fer'ment). An agent that hinders or prevents the action of a ferment.

Antifermentative (an''te-fer-men'ta-tiv). Checking a fermentation-process.

Antiformin (an-te-for'min). A proprietary mixture of an alkaline hypochlorite and an alkaline hydrate; used as a disinfectant.

Antifungin (an-te-fun'jin). Magnesium borate; a white powder, soluble in hot water. It is used as a gargle in diphtheria.

Antifungoid (an-te-fun'goid). Good against fungoid organisms.

Antigalactic (an''te-gal-ak'tik) [Gr. *ἀντί* against + *γάλα* milk]. Diminishing the secretion of milk.

Antigen (an'te-jen) [*Antibody* + Gr. *γεν* to form]. A substance that causes the formation of antibodies.

Antigermin (an-te-jer'min). A disinfectant preparation of copper and an acid.

Antigonorrheic (an''te-gon-o-re'ik). Good against gonorrhea.

Antihelix (an-te-he'lix). See *Anthelix*.

Antihemicranin (an''te-hem-ik'ran-in). Same as *Antimigraine*.

Antihemagglutinin (an''te-hem-ag-lu'tin). A substance whose action is antagonistic to hemagglutinin.

Antihemolysin (an''te-he-mol'is-in). Any bacterially produced agent which opposes the action of a hemolysin.

Antihemolytic (an''te-hem-o-lit'ik). Preventing hemolysis.

Antihidrotic (an''te-hi-drot'ik). Anhidrotic.

Antihydropic (an''te-hi-drop'ik) [*Anti-* + *Hydropic*]. Relieving dropsical conditions.

Antihydropin (an-te-hi'dro-pin). A crystalline diuretic substance obtained from cockroaches. Dose, 10–15 gr. (0.666–1 gm.).

Antihysteric (an''te-his-ter'ik). Relieving hysteria.

Anti-icteric (an''te-ik-ter'ik). Relieving icterus or jaundice.

Anti-immune (an-te-im-ūn'). Acting so as to prevent immunity. **A. substance.** Same as *Anti-amboceptor*.

Anti-isolysin (an-te-i-sol'is-in). A body that counteracts an isolysin.

Antikamnia (an-te-kam'ne-ah) [Gr. *ἀντί* against + *κάμνειν* to suffer]. A proprietary antipyretic and analgesic remedy, said to contain sodium bicarbonate, caffein, and acetanilid. Dose, 4–10 gr. (0.266–0.666 gm.).

Antikinase (an-te-ki'nās). An antibody thought to inhibit the action of kinase.

Antikol (an'tik-ol). A proprietary antipyretic remedy, reputed to consist of acetanilid, sodium bicarbonate, and tartaric acid. Dose, 3–10 gr. (0.2–0.6 gm.).

Antilactase (an-te-lak'tās). An anti-enzyme that counteracts lactase.

Antilemic, Antilœmic (an-te-le'mik) [Gr. *ἀντί* against + *λοιμός* plague]. Effective against the plague.

Antilepsis (an-te-lep'sis) [Gr. *ἀντί* instead of + *λαμβάνειν* to seize]. Revulsive or derivative treatment.

Antileptic (an-te-lep'tik) [see *Antilepsis*]. Revulsive.

Antilethargic (an''te-leth-ar'jik). Hindering sleep; overcoming a tendency to lethargy.

Antileukocidin (an-te-lu-ko-si'din). The antitoxin for the leukocytic poison of the staphylococcus.

Antilithic (an-te-lith'ik) [Gr. *ἀντί* against + *λίθος* stone]. Preventing the formation of stone or calculus.

Antilobium (an-te-lo'be-um) [L.; Gr. *ἀντιλόβιον*]. The tragus of the ear.

Antilogia (an-te-lo'je-ah) [Gr. *ἀντί* against + *λόγος* reason]. A combination of contradictory symptoms, rendering diagnosis uncertain.

Antiluetic (an''te-lu-et'ik). Antisyphilitic.

Antilypyrin (an''te-le-pi'rin). A product of heating 1 part of acetanilid with 2 parts of antipyrin: antipyretic and analgesic. Dose, 7–8 gr. (0.462–0.594 gm.).

Antilyssic (an-te-lis'ik) [Gr. *ἀντί* against + *λύσσα* rabies]. Tending to cure rabies.

Antilysin (an-te-li'sin) [see *Anti-* and *Lysin*]. A substance formed in the blood of an animal immunized against a disease, and neutralizing the lysins produced by the bacteria of the disease, so that the alexins are able to destroy the bacteria.

Antilysis (an-til'is-is). The action of antilysins.

Antilytic (an-te-lit'ik). Pertaining to antilysis.

Antimellin (an-te-mel'in). A glucosid from jambul: used in diabetes.

Antimere (an'te-mēr) [Gr. *ἀντί* against + *μέρος* a part]. Any one of the segments of the body bounded by planes at right angles to the body.

Antimetropia (an''te-met-ro'pe-ah) [Gr. *ἀντί* against + *μέτρον* measure + *ὤψ* eye]. Hypermetropia in one eye with myopia in the other.

Antimiasmatic (an″te-mi-az-mat′ik) [Gr. *ἀντί* against + *μίασμα* miasm]. Serviceable against miasmatic disorders.

Antimicrobic (an″te-mi-kro′bik). Checking the growth of microbes.

Antimicrobin (an-te-mi-kro′bin). 1. An antibody in serum which destroys bacteria themselves. 2. A proprietary whooping-cough remedy given by inhalation.

Antimicrobic (an″te-mi-krob′ik). Checking the growth of microbes.

Antimigraine (an″te-me-grān′) [*Anti-* + *Migraine*]. A proprietary headache-mixture. Dose, 10–20 gr. (0.6–1.2 gm.).

Antimonial (an-tim-o′ne-al). Pertaining to or containing antimony.

Antimonic (an-te-mon′ik). Containing antimony in its pentad valency.

Antimonid (an-te-mo′nid). Any binary compound of antimony.

Antimonious (an-te-mo′ne-us). Containing antimony in its triad valency.

Antimonium (an-te-mo′ne-um). Latin for *Antimony*. **A. diaphoret′icum,** a compound of antimoniate, nitrate, and sulphate of potassium: diaphoretic and laxative. Dose, 10–30 gr. (0.66–2 gm.).

Antimony (an′tim-o-ne) [L. *antimo′nium* or *stib′ium*]. A crystalline metallic element, with a bluish luster, symbol Sb, forming various medicinal and poisonous salts. These salts are arterial and heart depressants, and have emetic and diaphoretic properties: in large doses they are gastro-intestinal irritants. **A. chlorid,** a deliquescent substance, $SbCl_3$, which is used as a caustic for small tumors and poisoned wounds: called also *Butter of antimony*. **Compound pills of a.,** or Plummer's pills, contain ½ gr. each of calomel and sulphuretted antimony. **A. oxid,** antimonic oxid, Sb_2O_3, a white-gray powder. Dose, 1–2 gr. (0.066–0.133 gm.). **A. oxysulphid,** kermes mineral. Dose, 1–2 gr. (0.06–0.13 gm.). **A. pentasulphid,** antimonic sulphid, Sb_2S_5, a golden-yellow compound. **A. and potassium tartrate,** tartar emetic, a colorless crystalline compound, $2(K.SbOC_4H_4O_6)+H_2O$, soluble in water and having locally a marked irritant effect. It is used internally as an emetic and as an expectorant in laryngitis, bronchitis, and pneumonia. Dose, as an emetic, 1–2 gr. (0.065–0.13 gm.); as an expectorant, 1/10–1/20 (0.005–0.01 gm.). **Powder of a.,** or James's powder, contains 1 part of antimonious oxid and 2 parts of calcium phosphate. It is a diaphoretic, emetic, and cathartic. Dose, 1–5 gr. (0.066–0.333 gm.). **A. sulphid,** the impure antimonium trisulphid, $SbSO_3$. Dose, ½–3 gr. (0.033–0.2 gm.). The purified antimony sulphid is given in the dose of ¼–1 gr. (0.016–0.066 gm.). **A. trioxid,** white antimony or antimonious oxid, Sb_2O_3, is given in the dose of 2–4 gr. (0.13–0.25 gm.). **Wine of a.** (*vi′num antimo′nii*), a solution of antimonium and potassium tartrates in wine: diaphoretic and expectorant. Dose, 1–5 min. (0.066–0.333 c.c.).

Antimorphin (an-te-mor′fin). A proprietary solution of disodium sulphate: used as a cure for the morphin-habit.

Antimucorin (an″te-mu-ko′rin). Topasol G. III., a therapeutic preparation of iron and zinc sulphates: antiseptic.

Antimycotic (an″te-mi-kot′ik). Same as *Antibacterial*.

Antinarcotic (an″te-nar-kot′ik). Serviceable against narcotism.

Antinarcotin (an-te-nar′ko-tin). A proprietary remedy for the cure of morphinism and kindred habits.

Antinephritic (an″te-ne-frit′ik). Serviceable in kidney-diseases.

Antinervin (an-te-ner′vin). Salobromalid; a mixture of bromacetanilid and salicylanilid: a remedy for neuralgia. Dose, 10–15 gr. (0.666–1 gm.).

Antineuralgic (an″te-nu-ral′jik). Relieving neuralgia.

Antineurotoxin (an″te-nu-ro-tok′sin). A substance that counteracts a neurotoxin.

Antiniad (an-tin′e-ad). Toward the antinion.

Antinion (an-tin′e-on) [Gr. *ἀντί* against + *ἰνίον* occiput]. The frontal pole of the head; the median frontal point farthest from the inion.

Antinonnin (an-te-non′nin). Potassium dinitrocresolate, $C_6H_2(NO_2)_2CH_3OK$: used as a disinfectant, to destroy moulds, and to prevent putrefaction.

Antinosin (an-te-no′sin) [Gr. *ἀντί* against + *νόσος* disease]. Tetraiodophenolphthalein; a greenish-blue powder, having a faint odor of iodin, a compound of sodium and nosophen: used as an external antiseptic in solutions of 1:1000.

Antiopiumist (an-te-o′pe-um-ist). One who is opposed to the use of opium.

Antiopsonin (an-te-op′so-nin). A substance that has an inhibitory influence on opsonins.

Antiotomy (an-te-ot′o-me) [Gr. *ἀντιάς* tonsil + *τέμνειν* to cut]. Excision of the tonsils.

Antiparalytic (an″te-par-al-it′ik) [*Anti-* + *Paralysis*]. Relieving paralytic conditions.

Antiparasitic (an″te-par-as-it′ik). Destructive to parasites; an agent destructive to parasites.

Antiparasitin (an″te-par-as′it-in). A preparation of potassium dinitrocresolate: used to destroy insect parasites.

Antiparastata (an″te-par-as′tat-ah) [L. pl.; Gr. *ἀντί* against + *παραστάτης* testis]. Cowper's glands.

Antiparastatitis (an″te-par-as-tat-ti′tis). Inflammation of Cowper's glands.

Antipathic (an-te-path′ik) [Gr. *ἀντί* against + *πάθος* feeling]. Of diverse nature.

Antipathy (an-tip′ath-e) [Gr. *ἀντί* against + *πάθος* affection]. An opposing quality or property.

Antipepsin (an-te-pep′sin). An anti-enzyme that neutralizes the action of pepsin.

Antipeptone (an-te-pep′tōn). A peptone derived from antialbumose by digestion.

Antiperiodic (an″te-pe-re-od′ik). Serviceable against malarial or periodic recurrence.

Antiperistalsis (an″te-per-is-tal′sis). Peristaltic action proceeding from below upward.

Antiperistaltic (an″te-per-is-tal′tik). Diminishing peristaltic action.

Antiperonosporin (an″te-per-o-nos′po-rin) Topasol G. I., a therapeutic preparation of zinc and copper sulphates: antiseptic.

Antiphagocytic (an″te-fag-o-sit′ik). Counteracting or opposing phagocytosis.

Antiphlogistic (an″te-flo-jis′tik). 1. Counteracting inflammation and fever. 2. An agent so acting.

Antiphlogistin (an″te-flo-jis′tin). A proprietary remedy used as an anodyne, antiseptic, antiphlogistic, and as a surgical dressing.

Antiphone (an-te-fōn) [Gr. *ἀντί* before + *φωνή* voice]. An instrument to be worn in the auditory meatus to protect the ear from noises.

Antiphrynolysin (an-te-frin-ol′is-in). The antivenene for the toxin of toad venom.

Antiphthisic (an-tif-thiz′ik or an-te-tiz′ik). Checking or relieving phthisis.

Antiphthisin (an-tif′the-sin). An extractive from cultures of tubercle-bacilli, containing 0.5 per cent. of cresol: used in treatment of phthisis. Called also *Sozalbumin*.

Antiphymin (an-te-fi′min) [Gr. *ἀντί* against + *φύμα* growth]. A preparation of formaldehyd, ozone, sulphur dioxid, etc., forced into water under high pressure. Used by inhalation in tuberculosis.

Antiphytosin (an″te-fi-to′sin). A therapeutic preparation resembling tuberculin.

Antiplastic (an-te-plas′tik) [Gr. *ἀντί* against + *πλάσσειν* to form]. 1. Unfavorable to the healing process. 2. An agent that impoverishes the blood.

Antipneumotoxin (an″te-nu-mo-tok′sin). An antitoxin that antagonizes pneumotoxin.

Antipodal cells (an-tip′o-dal). See *Cell*.

Antiprecipitin (an-te-pre-sip′it-in). A substance antagonistic in its action to precipitin.

Antiprostate (an-te-pros′tāt). See *Anteprostate*.

Antipruritic (an″te-pru-rit′ik). Relieving or preventing itching.

Antipsoric (an-tip-so′rik) [Gr. *ἀντί* against + *ψώρα* itch]. Curative of the itch.

Antiputrefactive (an″te-pu-tre-fak′tiv). Good against putrefaction.

Antiputrol (an-te-pu′trol). A proprietary antiseptic.

Antipyic (an-te-pi′ik) [Gr. *ἀντί* against + *πύον* pus]. Preventing or restraining suppuration.

Antipyogenic (an″te-pi-o-jen′ik) [Gr. *ἀντί* against + *πύον* pus + *γεννᾶν* to form]. Preventing or hindering the development of pus.

Antipyonin (an-te-pi′on-in) [Gr. *ἀντί* against + *πύον* pus]. Sodium tetraborate or polyborate; a white, smooth powder, soluble in water and not caustic: used in keratitis and conjunctivitis.

Antipyralgos (an″te-pi-ral′gos). A proprietary antalgesic and antipyretic agent.

Antipyresis (an″te-pi-re′sis) [Gr. *ἀντί* against + *πυρέσσειν* to have a fever]. The therapeutic use of antipyretics.

Antipyretic (an″te-pi-ret′ik) [Gr. *ἀντί* against + *πυρετός* fever]. 1. Relieving fever; cooling, or febrifugal. 2. A febrifuge, or remedy for fever. The principal antipyretics are cold, diaphoretics, such as aconite, tartar emetic, etc., quinin, salicylic acid, antipyrin, acetanilid, phenacetin, hydroquinon, etc.

Antipyrin (an-te-pi′rin) [Gr. *ἀντί* against + *πῦρ* fire]. A grayish or reddish crystalline basic coal-tar derivative, $C_{11}H_{12}N_2O=C_6H_5(OH)(CH_3)_2N_2$. It is soluble in water, chloroform, and alcohol: it is antipyretic, antirheumatic, and analgesic, and is used in typhoid fever, pneumonia, phthisis, rheumatism, and neuralgia. Dose, 5–10 gr. (0.333–0.666 gm.). **A. amygdalate,** a salt of antipyrin: used in treatment of whooping-cough. Dose, ¾–6 gr. (0.049–0.4 gm.). **A. camphorate,** an antipyretic compound used in night sweats. **A. mandelate,** a salt of antipyrin; a non-poisonous antipyretic. See *Tussol*. **A. meta-oxybenzoate,** a liquid salt of antipyrin. **A. para-oxybenzoate,** a crystalline salt of antipyrin. **A. salicylate.** Same as *Salipyrin*. **A. tannate,** a yellowish tasteless powder, insoluble in water, and containing 37 per cent. of antipyrin.

Antipyrinomania (an-te-pi″rin-o-ma′ne-ah) [*Antipyrin* + Gr. *μανία* madness]. Insanity from excessive use of antipyrin.

Antipyrotic (an″te-pi-rot′ik) [Gr. *ἀντί* against + *πύρωσις* a burning]. 1. Good against burns. 2. An agent that cures burns.

Antirabic (an-te-ra′bik). Preventive of or curing rabies; antilyssic.

Antirachitic (an″te-rak-it′ik). Curative or corrective of rickets.

Antirennin. (an-te-ren′in). An antienzyme formed in the blood serum of animals injected with rennin. It counteracts the rennin and prevents coagulation of milk.

Antirheumatic (an″te-ru-mat′ik) [*Anti-* + *Rheumatic*]. Relieving or preventing rheumatism.

Antirheumatin (an-tir-ru′mat-in). 1. A blue crystalline compound, a combination of sodium salicylate and methylen-blue. It is soluble in water and alcohol, and is used as an antirheumatic. It gives a blue color to the urine. Dose, 1–1½ gr. (0.066–0.1 gm.). 2. An ointment containing fluorphenol (1 part), difluordiphenol (4 parts), wool-fat (85 parts), and vaselin (10 parts); used in influenza and rheumatism.

Antiricin (an-te-ri′sin). An antitoxin produced in the blood after the exhibition of ricin.

Antirobin (an-te-ro′bin). The antitoxin of robin, a poison of the locust tree.

Antirrhinum (an-tir-ri′num) [L.; Gr. *ἀντίῤῥινον*]. A genus of scrophulariaceous plants. **A. linaria,** the toad-flax; a scrophulariaceous herb: used homeopathically. **A. vulgaris,** snap-dragon, toad-flax, or ramsted: is purgative and diuretic.

Antiscabin (an-te-ska′bin). A mixture of Peruvian balsam, boric acid, soap, beta-naphtol, alcohol, and glycerin: a remedy for scabies.

Antiscabious (an-te-ska′be-us) [L. *an′ti* against + *sca′bies* itch]. Curative of the itch.

Antisclerosin (an-te-skle-ro′sin). A preparation of inorganic salts, sodium chlorid, sodium sulphate, calcium glycerophosphate, magnesium phosphate, sodium carbonate, and sodium phosphate: used in arteriosclerosis, for lessening intra-arterial pressure.

Antiscorbutic (an″te-skor-bu′tik) [Gr. *ἀντί* against + *Scorbutus*]. Correcting or curing scurvy.

Antisensitizer (an-te-sen′sit-i-zer). Same as *Antiamboceptor*

Antisepsin (an-te-sep′sin). Monobromacetanilid or acetbromanilid, a crystal compound, C_8H_8BrNO: antipyretic, antiseptic, and analgesic. Dose, 6–7 gr. (0.4–0.466 gm.). Called also *Asepsin*.

Antisepsis (an-te-sep′sis) [Gr. *ἀντί* against + *σήψις* putrefaction]. Exclusion of the germs that cause putrefaction.

Antiseptic (an-te-sep′tik). 1. Preventing decay or putrefaction. 2. A substance destructive to poisonous germs. Some of the chief antiseptics are alcohol, boric acid, carbolic acid, creosote, corrosive sublimate, common salt, charcoal, chlorin, tannic acid, sugar, and vinegar.

Antisepticin (an-te-sep′tis-in). A proprietary antiseptic compound of thyme, peppermint, eucalyptol, and benzoboric acid.

Antisepticism (an-te-sep′tis-izm). The systematic employment of antiseptic agents.

Antisepticize (an-te-sep′tis-īz). To render antiseptic.

Antiseptiform (an-te-sep′tif-orm). A formaldehyd preparation used as an atmospheric deodorizer and disinfectant.

Antiseptin (an-te-sep′tin). A whitish powder said to be a mixture of zinc iodid, zinc sulphate, boric acid, and thymol: used as an antiseptic in wounds, gonorrhea, and skin-diseases.

Antiseptol (an-te-sep′tol). Cinchonin iodosulphate; a reddish powder, used externally like aristol: internal dose, 1-3 gr. (0.066-0.2 gm.).

Antiserum (an-te-se′rum) The serum of an animal which has been injected with that of another

animal. Such a serum has specific precipitating powers for the serum of the second animal.

Antisialic (an″te-si-al′ik) [Gr. *ἀντί* against + *σίαλον* saliva]. 1. Checking the flow of saliva. 2. An agent that checks the secretion of saliva.

Antisialogogue (an″te-si-al′ag-og). Checking the flow of saliva.

Antisideric (an″te-sid-er′ik) [Gr. *ἀντί* against + *σίδηρος* iron]. Incompatible with iron.

Antispasmin (an-te-spaz′min). A whitish, hygroscopic powder, being a combination of narceinsodium and sodium salicylate. It is used as an antispasmodic, sedative, and hypnotic in laryngismus stridulus, whooping-cough, irritating cough, etc. Dose, ½–2 gr. (0.333–0.666 gm.).

Antispasmodic (an″te-spaz-mod′ik). 1. Relieving spasm. 2. An agent that relieves spasm. Some of the chief antispasmodics are alcohol, ammonia, belladonna, camphor, castor, chloroform, conium, ether, musk, potassium bromid, sumbul, and valerian.

Antispastic (an-te-spas′tik). Same as *Antispasmodic*.

Antispermotoxin (an-te-sper-mo-tok′sin). A substance that opposes the action of a spermotoxin.

Antispirochetic (an″tis-pi-ro-ket′ik). Good against a spirocheta,

Antisplenetic (an″te-sple-net′ik). Useful in spleen diseases.

Antistaphylolysin (an-te-staf-il-ol′is-in). A substance in the blood serum which opposes the action of staphylolysin.

Antistreptococcic (an″te-strep-to-kok′sik). Antagonistic to streptococci.

Antistreptococcin (an″te-strep-to-kok′sin). The antitoxin of *Streptococcus*: used in erysipelas and septicemia.

Antisudoral, Antisudorific (an-te-su′dor-al, an″te-su-dor-if′ik) [*Anti-* + L. *sudor* sweat]. Preventing or giving relief to excessive sweating.

Antisudorin (an-te-su′do-rin). A proprietary remedy to correct excessive sweating.

Antisyphilitic (an″te-sif-il-it′ik) [Gr. *ἀντί* against + *Syphilitic*]. 1. Useful in cases of syphilis. 2. A remedy for syphilis.

Antitabetic (an″te-tab-et′ik). Directed against or curative of tabes dorsalis.

Antitetraizin (an″te-tet-ra′iz-in). A quinin derivative: used in neuralgia and influenza. Dose, 3–4 gr. (0.2–0.25 gm.).

Antithenar (an-tith′e-nar) [Gr. *ἀντί* against + *θέναρ* palm, sole]. Situated opposite to the palm or sole.

Antithermic (an-te-ther′mik) [Gr. *ἀντί* against + *θερμή* heat]. Antipyretic; antifebrile.

Antithermin (an-te-ther′min) [Gr. *ἀντί* against + *θερμή* heat]. A crystalline coal-tar derivative, $C_{11}H_{14}N_2O_2$, or phenylhydrazin-levulinic acid: used as an antipyretic, antiseptic, and analgesic, but should be employed with caution. Dose, 3-8 gr.(0.2–0.52 gm.).

Antithermolin (an-te-ther′mo-lin). A proprietary preparation used as an anodyne and antiphlogistic application.

Antithrombin (an-te-throm′bin) [Gr. *ἀντί* against + *Thrombin*]. An antibody supposed to exist in the blood which prevents coagulation.

Antithyroidin (an-te-thi-roi′din). A preparation made from the serum of sheep from which the thyroid has been removed. Used in ophthalmic goiter. Dose, 8–40 gr. (0.52–2.6 gm.).

Antitonic (an-te-ton′ik). Reducing tone or tonici y.

Antitoxic (an-te-tok′sik). Good against a poison.

Antitoxigen (an-te-tok′sij-en) [*Antitoxin* + Gr. *γενᾶν* to produce]. Any substance that produces or increases auto-antitoxin in the blood.

Antitoxin (an-te-tok′sin) [Gr. *ἀντί* against + *τοξικόν* poison]. Any defensive proteid developed in the body as a result of the implantation of a poison, and acting as a neutralizer of the poison. Antitoxins of various diseases, derived from the blood-serum of animals that have been subjected to the disease, are used as therapeutic agents. **Artificial a.**, an antitoxin obtained by passing an electric current through infected bouillon. **Diphtheria-a.**, a preparation of the blood-serum of animals inoculated with diphtheria: used hypodermically in the treatment of diphtheria. **Dunbar's a.**, an antitoxin from the pollen of ragweed, golden-rod, rye, etc., used in the treatment of hay-fever. **Normal a.**, an antitoxin unit, or the amount of an antitoxin that will protect a guinea-pig weighing 250 gms. against 100 lethal units of toxin. **Streptococcus-a.**, a preparation of the blood-serum of an animal artificially inoculated with *Streptococcus pyogenes* **Tetanus-a.**, a preparation of the blood-serum of an animal artificially inoculated with *Bacillus tetani*.

Antitragicus (an-te-traj′ik-us). See *Muscles, Table of.*

Antitragus (an-tit′ra-gus) [*Anti-* + *Tragus*]. A prominence on the ear fronting the tragus.

Antitrismus (an-te-triz′mus). A spasm which prevents the closure of the mouth.

Antitrope (an′te-trōp) [Gr. *ἀντι* against + *τρέπειν* to turn]. 1. Any organ which forms a symmetric pair with another. 2. Same as *Antibody*.

Antitropin (an-te-tro′pin). A general term for the antibodies.

Antitrypsic, Antitryptic, (an-te-trip′sik, an-te-trip′tic). [Gr. *ἀντι* against + *Tryptic*]. Counteracting a fermentation-process.

Antitrypsin (an-te-trip′sin). An antibody of blood-serum having an inhibitive action on trypsin.

Antituberculotic (an″te-tu-ber-ku-lot′ik). Good against tubercle; checking the advance of tuberculosis.

Antitulase (an-te-tu′lās). An immunizing serum for tuberculosis obtained from horses, cattle, and sheep.

Antitussin (an-te-tus′in) [Gr. *ἀντί* against + L. *tussis* cough]. An ointment containing 5 per cent. of difluor-diphenyl, $(C_6H_4F)_2$: used as a disinfectant vulnerary; also in whooping-cough.

Antityphoid (an-te-ti′foid). Counteracting or preventing typhoid.

Antityrosinase (an-te-ti-ro′sin-ās). An anti-enzyme that counteracts tyrosinase.

Antiuratic (an″te-u-rat′ik). Preventing the deposit of urates.

Antiurease (an-te-u′re-ās). The antitoxin for urease.

Antivenene (an″te-ven-ēn′) [Gr. *ἀντί* against + L. *venenum* poison]. An extractive from the blood-serum of animals inoculated with serpent-poison: used as an antitoxin of venom-poisoning.

Antivenereal (an″te-ve-ne′re-al). Antisyphilitic; good against syphilis.

Antivivisection (an″te-viv-is-ek′shun). Opposition to vivisection.

Antizymotic (an″te-zi-mot′ik). Opposing the action of ferments or ferment-like germs.

Antodontalgic (ant″o-don-tal′jik). Relieving toothache.

Antophthalmic (ant-of-thal′mik). Relieving ophthalmia.

Antracele (an′trah-sēl). Same as *Antrocele*.

Antral (an′tral) [L. *antra′lis*]. Of or pertaining to an antrum.

Antrectomy (an-trek′to-me) [Gr. *ἄντρον* antrum + *ἐκτομή* excision]. Surgical removal of the walls of the mastoid antrum.

Antritis (an-tri′tis). Inflammation of an antrum, chiefly of the maxillary antrum.

Antro-atticotomy (an″tro-at-ik-ot′o-me). The operation of opening the antrum and the attic of the labyrinth.

Antrocele (an′tro-sēl) [Gr. *ἄντρον* antrum + *κήλη* tumor]. An accumulation of fluid in the maxillary antrum.

Antronasal (an-tro-na′zal). Pertaining to the maxillary antrum and the nose.

Antrophore (an′tro-fōr) [Gr. *ἄντρον* cavity + *φέρειν* to bear]. A form of soluble medicated bougie.

Antrophose (an′tro-fōz) [Gr. *ἄντρον* cavity + *Phose*]. A phose originating in the central ocular mechanism.

Antroscope (an′tro-skōp) [Gr. *ἄντρον* cave + *σκοπεῖν* to inspect]. An instrument for illuminating and examining the maxillary antrum.

Antroscopy (an-tros′ko-pe). The use of the antroscope; inspection of an antrum.

Antrotome (an′tro-tōm) [see *Antrotomy*]. An instrument for performing antrotomy.

Antrotomy (an-trot′o-me) [Gr. *ἄντρον* cave + *τομή* cut]. The cutting open of an antrum.

Antrotympanic (an″tro-tim-pan′ik). Pertaining to the antrum and the tympanic cavity.

Antrotympanitis (an″tro-tim-pan-i′tis) [*Antrum* + *Tympanum*]. Chronic purulent inflammation of the mastoid antrum and of the middle ear.

Antrum (an′trum), pl. *an′tra* [L.; Gr. *ἄντρον* cave]. A cavity or chamber, especially one within a bone. **A. cardi′acum**, an abnormal dilatation of the esophagus near the stomach. **A. ethmoida′le, Ethmoidal a.**, the ethmoidal sinus. **A. of Highmore, A. maxilla′re, Maxillary a.**, a large cavity in the upper jaw-bone communicating with the nose. **A. mastoi′deum, Mastoid a.**, a recess in the mastoid process communicating with the tympanum. **A. pylo′ri**, a small cul-de-sac of the stomach near the pylorus.

Antyase (an-ti′ās). A serum used for immunizing against typhoid fever.

Anuresis, Anuria (an-u-re′sis, an-u′re-ah) [Gr. *ἀν* neg. + *οὖρον* urine]. Suppression or abnormal scantiness of the urine. **Calculous a.**, suppression of urine due to obstruction by a renal calculus.

Anuretic, Anuric (an-u-ret′ik, an-u′rik). Pertaining to, affected with, or of the nature of anuresis.

Anurous (an-u′rus) [Gr. *α* priv. + *οὐρα* a tail]. Without a tail.

Anus (a′nus) [L.]. The distal end and outlet of the rectum. **Artificial a.**, an opening from the bowel formed by an operation. **Imperforate a.**, closure of the natural opening of the anus. **Preternatural a.**, an anus situated at some unusual or abnormal place. **A. of Rusconi**, the blastopore. **A. vestibula′ris, Vulvovaginal a.**, a condition in which there is no anus, but the rectum opens into the vulva.

Anusol (a′nu-sol) [L. *a′nus* anus + *o′leum* oil]. Iodoresorcin sulphonate of bismuth: recommended as a remedy for hemorrhoids and for rectal catarrh, fissure, and anal and vulvar pruritus.

Anvil (an′vil). See *Incus*.

Anxietas tibiarum (anx-i′e-tas tib-e-a′rum). A painful condition of unrest leading to a continual change of the position of the limbs, and due to an increase of the muscular sense.

Anydremia (an-id-re′me-ah) [Gr. *ἀν* neg. + *ὕδωρ* water + *αἷμα* blood]. See *Anhydremia*.

Anypnia (an-ip′ne-ah) [Gr. *ἀν* neg. + *ὕπνος* sleep]. Sleeplessness; insomnia.

Anytin (an′it-in). See *Anitin*.

Anytol (an′it-ol). See *Anitol*.

A. O. C. An abbreviation for *anodal opening contraction*.

Aorta (a-or′tah) [L.; Gr. *ἀορτή*]. The great artery that springs from the left ventricle and gives rise to all the arteries of the systemic circulation. The aorta divides opposite the fourth lumbar vertebra into the two common iliacs. See *Arteries, Table of.* **Abdominal a.**, the part of the aorta below the diaphragm. **Arch of the a.**, the proximal portion of the aorta, consisting of an *ascending*, a *transverse*, and a *descending* part. **Thoracic a.**, that part of the aorta that lies below the arch and above the diaphragm.

Aortal, Aortic (a-or′tal, a-or′tik). Of or pertaining to the aorta.

Aortarctia (a-or-tark′she-ah) [Gr. *ἀορτή* aorta + L. *arcta′re* to narrow]. Constriction or narrowing of the aorta.

Aortitis (a-or-ti′tis) [*Aorta* + Gr. *-ιτις* inflammation]. Inflammation of the aorta.

Aortolith (a-or′to-lith) [*Aorta* + Gr. *λίθος* stone]. A calculus in the aorta.

Aortomalacia (a-or″to-ma-la′se-ah) [Gr. *ἀορτή* aorta + *μαλακία* softness]. Abnormal softness of the aorta.

Aortostenosis (a-or″to-ste-no′sis) [Gr. *ἀορτή* aorta + *στένωσις* narrowing]. Narrowing or stricture of the aorta.

Apaconitin (ap-ak-on′it-in) [Gr. *ἀπό* from + *Aconitin*]. A poisonous base derived from aconitin.

Apallagin (ap-al′aj-in). Tetra-iodophenol-phthalein; the mercury salt of nosophen, having antiseptic properties.

Apandria (ap-an′dre-ah) [Gr. *ἀπό* from + *ἀνήρ* man]. Morbid or insane aversion to the male sex.

Apanthropia, Apanthropy (an-an-thro′pe-ah, ap-an′thro-pe) [Gr. *ἀπό* from + *ἄνθρωπος* man]. 1. Morbid fear of human companionship. 2. *Apandria*.

Aparthrosis (ap-ar-thro′sis) [Gr. *ἀπάρθρωσις*]. Same as *Diarthrosis*.

Apathy (ap′ath-e) [Gr. *ἀπάθεια*]. Lack of feeling or emotion; indifference.

Apatropin (ap-at′rop-in) [Gr. *ἀπό* from + *Atropin*]. A poisonous substance, $C_{17}H_{21}NO_2$, derivable from atropin by the action of nitric acid.

Ape-fissure (āp′fish-er). See *Fissure*.

Ape-hand (āp′hand). A hand in which the thumb remains in a position extending at right angles from the hand.

Apellous (a-pel′lus) [Gr. *α* priv. + L. *pel′lis* skin]. 1. Skinless; not covered with skin; not cicatrized: said of a wound. 2. Having no prepuce.

Apepsia (ah-pep′se-ah) [Gr. *α* neg. + *πέπτειν* to digest]. Cessation or failure of the digestive functions. **Hysteric a., A. nervo′sa.** Same as *Anorexia nervosa*.

Apergol (a′per-gol). A capsule containing apiol, ergotin, oil of savin, and aloin.

Aperient (ap-e′re-ent) [L. *ape′riens* opening]. 1. Mildly cathartic. 2. A gentle purgative.

Aperistalsis (ah″per-is-tal′sis) [Gr. *a* neg. + *Peristalsis*]. Absence of peristaltic action.

Apertometer (ap-er-tom′et-er). An apparatus for measuring the angle of an aperture of microscopic objectives.

Aperture (ap′er-chūr) [L. *apertu′ra*]. An opening or orifice. **Angular a.**, the angle formed at a luminous point between the most divergent rays that are capable of passing through the objective of a microscope. **A. of the larynx**, the opening leading into the larynx bounded by the epiglottis in front, by the arytenoid notch behind, and by the aryteno-epiglottidean folds on the sides. **A. of lens.** Same as *Angle of aperture.* **Numeric a.**, the power of the objective of a microscope to receive and transmit rays of light. **Piriform a.**, the anterior nares.

Apex (a′pex), pl. *ap′ices* [L.]. The top or pointed extremity of any conical part. **A.-beat**, the beat of the apex of the left ventricle against the chest-wall, felt in the fifth intercostal space, about three and a half inches from the middle of the sternum. **A.-height**, the magnitude of the ordinates of the summated twitch of the muscle. **A. na′si**, the tip of the nose. **A.-time**, the interval at which the apex of the summated twitches of a muscle succeeds the second stimulus applied to the same muscle.

Aphacia, Aphakia (ah-fa′se-ah, ah-fa′ke-ah) [Gr. *a* neg. + *φακός* lentil]. Absence of the lens of the eye.

Aphacic, Aphakic (ah-fa′sik, ah-fa′kik) [Gr. *a* neg. + *φακός* lentil]. Destitute of the lens of the eye.

Aphagia (ah-fa′je-ah) [Gr. *a* priv. + *φαγεῖν* to eat]. Loss of the power of swallowing.

Aphanocapta, Aphanocapsa (ah″fan-o-kap′tah, ah″fan-o-kap′sah) [Gr. *ἀφανής* invisible + *κάψα* envelope]. A genus of schizomycetes, related to *Bacillus*, but having phycochrome in the cells.

Aphasia (ah-fa′ze-ah) [Gr. *a* priv. + *φάσις* speech]. Defect or loss of the power of expression by speech, writing, or signs. **Ageusic a.**, loss of power to express words relating to the sense of taste. **Amnemonic a.**, forgetfulness of words with consequent aphasia. **Amnesic a.**, inability to remember words. **Anosmic a.**, inability to express in words sensations of smell. **Associative a.**, aphasia due to a disturbance of connection between the parts comprising the central structure. **Ataxic a.**, aphasia in which the patient knows what he wishes to say, but cannot utter the words on account of inability to coördinate the muscles, because of disease of the speech-center; called also *Motor a.* **Combined a.**, aphasia of two or more forms combined in the same patient. **Commissural a., Conduction-a.**, aphasia due to a lesion in the insula interrupting the path between the motor and sensory speech-centers. **Complete a.**, aphasia due to lesion of all the speech-centers producing inability to communicate with others in any way. **Cortical a.** See *Pictorial a.* **Gibberish a.**, aphasia with utterance of meaningless phrases. **Graphomotor a.**, aphasia in which the patient cannot express himself in writing. **Grashey's a.**, aphasia due to lessened duration of sensory impressions, causing disturbance of perception and association, without lack of function of the centers or conductivity of the tracts. It is seen in acute diseases and concussion of the brain. **Intellectual a.** Same as *True a.* **A. leth′ica.** Same as *Amnemonic a.* **Mixed a.**, combined motor and sensory aphasia. **Motor a.** Same as *Ataxic a.* **Optic a.**, inability to find the name for objects seen, due to interruption of the connection between the speech- and vision-centers. **Pictorial a.**, cortical aphasia, so-called because the cortex is the region containing the centers for images of words. **Psychosensory a.**, inability to understand language, either spoken, written, or expressed in any way. **Puerperal a.**, aphasia occurring during pregnancy or the puerperium. **Sensory a.**, inability to understand the meaning of written or spoken words, due to disease of the auditory and visual word-centers. **Subcortical a.**, aphasia due to a lesion interrupting impulses toward the afferent tracts that proceed to the auditory speech-center. **Total a.**, combined motor and sensory aphasia. **True a.**, aphasia due to lesion of any one of the speech-centers; called also *Intellectual a.* **Wernicke's a.**, cortical sensory aphasia.

Aphasic, Aphasiac (ah-fa′sik, ah-fa′ze-ak). 1. Pertaining to or affected with aphasia. 2. A person affected with aphasia.

Aphemesthesia (ah″fe-mes-the′ze-ah) [Gr. *a* not + *φήμη* voice + *αἴσθησις* perception]. Failure of word-perception; word-blindness and word-deafness.

Aphemia (ah-fe′me-ah) [Gr. *a* priv. + *φήμη* voice]. Loss of the power of speech due to a central lesion. In aphemia the patient sees the object and knows what it is, but is unable to form the word which belongs to it.

Aphemic (ah-fem′ik). Pertaining to or affected with aphemia.

Aphephobia (af-e-fo′be-ah) [Gr. *ἁφή* touch + *φόβος* fear]. A morbid dread of being touched.

Apheter (af′et-er) [Gr. *ἀφετήρ* sender]. A supposed material which gives to inogen the stimulus that decomposes it, and thus causes muscular contraction.

Aphonia (ah-fo′ne-ah) [Gr. *a* priv. + *φωνή* voice]. Loss of voice not due to a central lesion. **A. clerico′rum**, clergyman's sore-throat. **Hysteric a.**, loss of speech due to hysteria. **A. paralyt′ica**, aphonia due to paralysis or disease of the laryngeal nerves. **A. parano′ica**, stubborn and wilful silence.

Aphonic (ah-fon′ik). 1. Pertaining to or affected with aphonia. 2. Without audible sound.

Aphose (ah-fōz′) [Gr. *a* neg. + *φῶς* light]. Any phose or subjective visual sensation due to absence or interruption of light.

Aphrasia (ah-fra′ze-ah) [Gr. *a* priv. + *φράσις* utterance]. Dumbness of any kind. **A. parano′ica**, voluntary abstention from speech in the insane.

Aphrodisia (af-ro-diz′e-ah) [Gr. *ἀφροδισία* venery]. 1. Sexual desire, especially if morbid or excessive. 2. Venery or sexual congress.

Aphrodisiac (af-ro-diz′e-ak). 1. Exciting the sexual impulse. 2. Any drug that arouses the sexual instinct.

Aphtha (af′thah) [L.; Gr. *ἄφθα*]. A little ulcer; thrush.

Aphthæ (af′the) [Gr. *ἄφθαι*]. Thrush; more correctly, the whitish spots in the mouth that characterize it. See *Thrush.* **Bednar's a.**, two ulcers occurring on the hard palate of cachectic infants. **Cachectic a.**, a fatal disease, characterized by aphthous ulceration under the tongue, enlarged and degenerated liver and spleen, and skin-pigmentation. **Contagious a., Epizootic a.**, the foot-and-mouth disease of cattle: it is sometimes communicated to man.

Aphthenxia (af-thenk′se-ah) [Gr. *ἄφθεγτος* voiceless]. Impairment of the power to express articulate sounds.

Aphthoid (af′thoid) [Gr. *ἄφθα* thrush + *εἶδος* form]. Resembling thrush; thrush-like.

Aphthongia (af-thon′je-ah) [Gr. *a* priv. + *φθόγγος* sound]. Aphasia due to spasm of the speech-muscles.

Aphthous (af′thus). Pertaining to, characterized by, or affected with aphthæ.

Apical (ap′ik-al). Pertaining to or located at the apex.

Apinoid (ap′in-oid) [Gr. *a* priv. + *πίνος* dirt + *εἶδος* form]. Clean; free from filth.

Apiol (a′pe-ol) [L. *a′pium* parsley + *o′leum* oil]. A clear, volatile oil, $C_{12}H_{14}O_4$, often seen in white needles, derived from parsley (*A′pium sati′vum*): used in menstrual and malarial disorders. Dose, 3–5 min. (0.133–0.333 c.c.). Called also *Parsley-camphor.*

Apiolin (a′pe-o-lin). A principle derived from parsley: emmenagogue. Dose, 3 min. (0.194 c.c.).

Apiphobia (a-pe-fo′be-ah) [L. *a′pis* bee + Gr. *φόβος* fear]. Morbid dread of bees and their sting.

Ap′is mellif′ica. The honey bee. A preparation of its poison is used in homeopathic practice.

Apisination (a-pis-in-a′shun) [L. *a′pis* bee]. Poisoning by the sting of bees.

Apium (a′pe-um) [L.]. A genus of umbelliferous plants, including parsley and celery.

Aplacental (ah-pla-sen′tal) [Gr. *a* neg. + *Placenta*]. Having no placenta.

Aplanatic (ah-plan-at′ik) [Gr. *a* neg. + *πλανᾶειν* to wander]. Correcting, or not affected by, spherical aberration.

Aplasia (ah-pla′ze-ah) [Gr. *a* priv. + *πλάσσειν* to form]. Incomplete or defective development.

Aplastic (ah-plas′tik) [Gr. *a* priv. + *πλάσσειν* to form]. Having no tendency to develop into new tissue.

Apnea, Apnœa (ap-ne′ah) [Gr. *a* priv. + *πνήα, πνοία* breath]. 1. The transient cessations of breathing that follow a forced respiration. 2. Asphyxia. **Deglutition-a.**, temporary arrest of the activity of the respiratory nerve-center during an act of swallowing.

Apneumatosis (ap″nu-mah-to′sis) [Gr. *a* priv. + *πνευμάτωσις*]. Collapse of the air-cells of the lungs; congenital atelectasis of the lungs.

Apneumia (ap-nu′me-ah) [Gr. *a* priv. + *πνεύμων* lung]. Congenital absence of the lungs.

Apnœa (ap-ne′ah). See *Apnea.*

Apo- [Gr, *ἀπό* from]. A prefix implying separation or derivation.

Apnol (ap′nol). A proprietary asthma remedy containing periplocin.

Apoaconitin (ap″o-ak-on′it-in). See *Apaconitin.*

Apoatropin (ap-o-at′ro-pin) [Gr. *ἀπό* from + *Atropin*]. See *Apatropin.*

Apochromatic (ap-o-kro-mat′ik). Same as *Achromatic.*

Apocodein (ap-o-ko′de-in) [Gr. *ἀπό* from + *Codein*]. An alkaloid, $C_{18}H_{19}NO_2$, from codein. Dose of the hydrate, 3–4 gr. (0.2–0.25 gm.). **A. hydrochlorid**, a yellow amorphous powder, $C_{18}H_{19}NO_2HCl$: used as an expectorant, emetic, and hypnotic, like apomorphin. Expectorant dose, 1–1½ gr. (0.06–0.08 gm.).

Apocynein (ap-o-si′ne-in). An active principle from *Apo′cynum cannab′inum*: it acts like digitalin.

Apocynin (ap-os′in-in). 1. One of the active principles of *Apo′cynum cannab′inum.* 2. A concentration or resinoid from *Apo′cynum cannab′inum.* Dose, ¼–½ gr. (0.016–0.033 gm.).

Apocynum (ap-os′in-um) [L.; Gr. *ἀπόκυνον* dogbane]. A genus of apocynaceous plants. *A. androsæmifo′lium*, dogbane of North America, is diuretic and diaphoretic, and in small doses tonic. Tonic dose, 10 gr. (0.6 gm); emetic dose, 30 gr. (1.8 gm.). The root of *A. cannab′inum*, or Canada hemp, is cathartic and expectorant: in doses of 20 gr. (1.25 gm.) it is emetic; in doses of 5 gr. (0.3 gm.) it is tonic and antiperiodic; ordinary dose, 2–20 gr. (0.129–1.29 gm.); dose of fluid extract, 5–20 min. (0.333–1.333 gm.).

Apodemialgia (ap″o-de-me-al′je-ah) [Gr. *ἀποδημία* journey + *ἄλγος* pain]. A morbid or insane longing to go away from home.

Apodia (ah-po′de-ah) [Gr. *a* priv. + *πούς* foot]. Congenital absence of the feet.

Apolar (ah-po′lar) [Gr. *a* priv. + *πόλος* pole]. Not having poles nor processes.

Apolipsin (ap-o-lip′sin). An antipyretic analgesic, and nerve sedative derived from coal-tar.

Apollinaris water (ap-ol-lin-a′ris). An effervescent table-water from Remagen, Germany.

Apolysin (ap-ol′is-in) [Gr. *ἀπόλυσις* deliverance, from *ἀπο* from + *λύσις* loosing]. A white crystalline compound, $C_6H_4(OC_2H_5)NH.C_8H_7O_6$, or monoparaphenitidincitric acid. It is soluble in hot water, alcohol, and glycerin, and is used as an analgesic and antipyretic in hemicrania, sciatica, pneumonia, etc. Dose, 5–30 gr. (0.324–1.85 gm.).

Apomorphin (ap-o-mor′fin) [Gr. *ἀπό* from + *Morphin*]. A crystalline alkaloid, $C_{17}H_{17}NO_2$, derived from morphin by the abstraction of a molecule of water. It is a powerful emetic and relaxant. Its hydrochlorate is a grayish crystalline compound, $C_{17}H_{17}NO_2.HCl$, and is used as an emetic and expectorant. Dose of the hydrochlorate, $\frac{1}{30}$–$\frac{1}{10}$ gr. (0.002–0.006 gm.). A 2 per cent. solution is used for hypodermic injection.

Apomyelin (ap-o-mi′el-in) [*Apo-* + *Myelin*]. A principle derivable from brain-substance.

Apone (ah-pōn′) [Gr. *a* neg. + *πόνος* pain]. An anodyne preparation of various composition, with capsicum as its base. Dose, 3–10 min. (0.133–0.666 c.c.).

Aponeurology (ap″o-nu-rol′o-je) [*Aponeurosis* + Gr. *λόγος* discourse]. The sum of knowledge regarding aponeuroses and fasciæ.

Aponeurosis (ap″on-u-ro′sis) [Gr. *ἀπό* from + *νεῦρον* tendon]. 1. A fascia; a white, shining, gristly membrane, serving mainly as an investment for muscle (*A. of investment*), or to connect muscles with the parts that they move (*A. of insertion*). 2. The material of which aponeuroses and fasciæ are composed; gristle. **Subscapular a.**, a membrane attached to the circumference of the subscapular fossa. **Supraspinous a.**, a thick and dense membranous layer that partly envelops the supraspinatus muscle. **Vertebral a.**, a thin fascial lumina, partly enclosing the erector spinæ muscle. **A. of Zinn.** Same as *Ligament of Zinn.*

Aponeurositis (ap″on-u-ro-si′tis) [*Aponeurosis* + Gr. *-ιτις* inflammation]. Inflammation of an aponeurosis.

Aponeurotic (ap″o-nu-rot′ik). Pertaining to or of the nature of an aponeurosis.

Aponeurotome (ap-o-nu′ro-tōm). A knife for cutting aponeuroses.

Aponeurotomy (ap″o-nu-rot′o-me) [*Aponeurosis* + Gr. *τομή* a cut]. Surgical cutting of an aponeurosis.

Aponia (ah-po′ne-ah) [Gr.]. Freedom from pain.

Aponoia, Aponœa (ap-o-noi′ah, ap-o-ne′ah) [Gr. *ἀπό* away + *νοῦς* mind]. Amentia.

Apophysary (ap-o-fiz'e-a-re). Pertaining to an apophysis.

Apophysis (ap-of'is-is) [Gr. ἀπό from + φύσις growth]. Any process, outgrowth, or swelling; especially a bony process that has never been entirely separated from the bone of which it forms a part. **Basilar a.**, the basilar process of the occipital bone. **A. of Ingrassias,** the lesser wing of the sphenoid bone. **A. lenticula'ris,** the orbicular process of the temporal bone. **A. ravia'na, A. of Rau,** the long or gracile process of the malleus.

Apophysitis (ap-of-is-i'tis). Appendicitis.

Apoplasmia (ap-o-plaz'me-ah) [Gr. ἀπό away + πλάσμα plasm]. Deficiency of the blood-plasm.

Apoplectic (ap-o-plec'tik) [Gr. ἀποπληκτικός]. Pertaining to or affected with apoplexy.

Apoplectiform, Apoplectoid (ap-o-plek'tif-orm, ap-o-plek'toid). Resembling apoplexy.

Apoplexia (ap-o-plek'se-ah) [L.]. Apoplexy. **A. u'teri,** sudden uterine hemorrhage, due to arterial degeneration or hemorrhagic infarct.

Apoplexy (ap'op-lek-se) [Gr. ἀποπληξία]. 1. Sudden paralysis and coma from effusion and extravasation of blood or serum into the brain or spinal cord. 2. Copious extravasation of blood within any organ. **Asthenic a.,** apoplexy from debility. **Bulbar a., Pontile a.,** effusion into the substance of the pons. **Capillary a.,** apoplexy resulting from the rupture of capillary vessels. **Cerebellar a.,** effusion into the substance of the cerebellum. **Cerebral a.,** effusion into the cerebral substance. **Choroidal, Hepatic, Pulmonary, Renal, Retinal, Splenic,** etc.: sudden effusion in the various organs, indicated by the adjective. **Congestive a.,** congestion without extravasation of blood, but followed by symptoms resembling those of true apoplexy. **Cutaneous a.,** sudden effusion of blood to the skin and subcutaneous tissue. **Functional a., Nervous a.,** a condition simulating true apoplexy, but due to some functional disturbance of the nervous system. **Ingravescent a.,** progressive paralysis due to the slow leakage of blood from a ruptured vessel. **Meningeal a.,** effusion occurring between the meninges. **Multiple a.,** a succession of small cerebral effusions of blood, with slight attacks of paralysis. **Pulmonary a.,** the escape of blood into the parenchyma of the lungs. **Sanguineous a.,** that which is caused by an effusion of blood. **Serous a.,** the sudden effusion of a considerable quantity of serous fluid. **Simple a.,** a fatal comatose state not due to a discoverable cerebral lesion. **Spinal a.,** effusion into the substance of the spinal cord. **Splenic a.,** malignant anthrax.

Apoquinamin (ap''o-kwin-am'in). An alkaloid, $C_{19}H_2N_2O$, derivable from quinamin.

Aporetin (ap-o'ret-in) [Gr. ἀπό from + ῥετίνη resin]. A purgative resin from rhubarb.

Aposia (ah-po'ze-ah) [Gr. α neg. + πόσις thirst]. Absence of thirst.

Apositia (ap-o-sish'e-ah) [Gr. ἀπό from + σίτος food]. Disgust or loathing of food.

Apostasis (ap-os'tas-is) [Gr.]. 1. An abscess. 2. The end or crisis of an attack of disease.

Apostem, Apostema (ap'os-tem, ap-os-te'mah) [Gr. ἀπόστημα]. An abscess.

Aposthia (ap-os'the-ah) [Gr. α neg. + πόσθη the prepuce]. Congenital absence of the prepuce.

Apothecaries' weight. See *Weights and Measures.*

Apothecary (ap-oth'ek-a-re) [Gr. ἀποθήκη storehouse]. A druggist or pharmacist.

Apothem, Apotheme (ap'oth-em, ap'oth-ēm) [Gr. ἀπό from + θέμα deposit]. A dark deposit which sometimes appears in vegetable infusions and deposits exposed to the air.

Apotheter (ap-oth'et-er) [Gr. ἀπό away + τιθέναι to place]. A navel-string repositor.

Apozem, Apozema, Apozeme (ap'oz-em, ap-oz'em-ah, ap'oz-ēm) [Gr. ἀπόζεμα, from ἀπό away + ζεῖν to boil]. A medicinal or medicated decoction.

Apparatotherapy (ap-ar-at-o-ther'ap-e). Treatment by mechanical apparatus.

Apparatus (ap-ar-a'tus) [L. from *ad* to + *para're* to make ready]. 1. A number of parts acting together in the performance of some special function. 2. A mechanical appliance or appliances: used in operations and experiments. 3. Cystotomy or lithotomy. **Acoustic a., Auditory a.,** the assemblage of parts essential for hearing. **Clover's a.,** a device used in administering ether or chloroform. **Desault's a.,** Desault's bandage. See *Bandage.* **Fell-O'Dwyer a.,** an instrument for performing artificial respiration, and for preventing collapse of the lung in chest operations. **A. ligamento'sus col'li,** the occipito-axoid ligament. **A. ma'jor,** median lithotomy. **A. mi'nor,** lateral lithotomy. **Sound-conducting a.,** those parts of the acoustic apparatus that transmit sound. **Sound-perceiving a.,** those central parts of the acoustic apparatus that are essential for the perception of sounds. **Vocal a.,** the various organs collectively that subserve phonation. **Waldenberg's a.,** an apparatus for exhausting or compressing air which is inhaled by the patient or into which the patient exhales.

Appendage (ap-en'dāj). Any thing or part appended; a thing. **Auricular a.,** the projecting part of the cardiac auricle. **A's of the eye,** the lashes, eyebrows, lacrimal apparatus, and conjunctiva. **Ovarian a.,** the parovarium. **A's of skin,** the hair, nails, sebaceous glands, and sweat-glands. **Uterine a's,** the ligaments of the uterus, the oviducts, and the ovaries.

Appendalgia (ap-en-dal'je-ah) [*Appendix* + Gr. ἄλγος pain]. Pain in the region of the vermiform appendix.

Appendectomy, Appendicectomy (ap-en-dek'tom-e, ap-en-dis-ek'tom-e) [*Appendix* + Gr. ἐκτομή excision]. Surgical removal of the appendix vermiformis; ecphyadectomy.

Appendical, Appendiceal (ap-en'dik-al, ap-en-dis'e-al). Pertaining to an appendix.

Appendicealgia (ap''en-dis-e-al'je-ah) [*Appendix* + Gr. ἄλγος pain]. Pain in the vermiform appendix.

Appendicectomy (ap-en-dis-ek'to-me). See *Appendectomy.*

Appendices epiploicæ (ap-en'dis-ēz ep-ip-lo'is-e) [L.]. Peritoneal pouches containing fat and joined to the large intestine.

Appendicitis (ap-en-dis-i'tis). Inflammation of the appendix vermiformis. **A. by contiguity,** appendicitis caused by infection from neighboring tissues. **Fulminating a.,** appendicitis marked by sudden onset and rapid and fatal development. **A. larva'ta,** latent appendicitis in which the infection is in a quiescent state, but liable to break forth into activity at any time. **A. oblit'erans,** appendicitis with sclerosis and shrinking of the submucous tissue and plastic peritonitis, causing obliteration of the lumen of the appendix. **Recurrent a.,** chronic appendicitis in which attacks recur after long intervals.

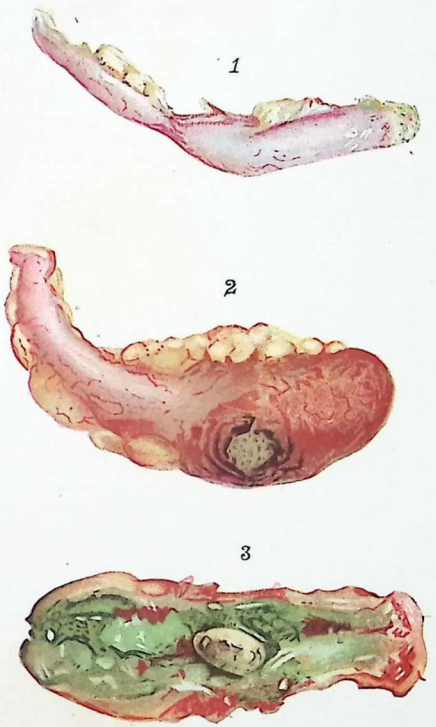

APPENDICITIS.

VARIOUS FORMS OF APPENDICITIS (from drawings by DR. M. H. RICHARDSON): 1, obstruction from stenosis of appendix; 2, dilatation of distal end of appendix; perforation by a fecal concretion; 3, gangrene of nearly the whole of the appendix; fecal concretion in lumen.

Relapsing a., chronic appendicitis with frequently recurring attacks.

Appendico-enterostomy (ap-en''dik-o-en-ter-os'-to-me). 1. Same as *Appendicostomy*. 2. The formation of an anastomosis between the appendix and the intestine.

Appendicostomy (ap-en-dik-os'to-me) [*Appendix* + Gr. στόμα a month]. The operation of opening the vermiform appendix for the purpose of irrigating the lower bowel: called also *Weir's operation*.

Appendicular (ap-en-dik'u-lar). Pertaining to the appendix vermiformis.

Appendix (ap-en'dix), pl. *appen'dices* [L. for *appen'dere* to hang upon]. An appendage. **Auricular a.**, the forward prolongation of the auricle of the heart. **A. cer'ebri**, the pituitary body. **Ensiform a.**, the xiphoid cartilage. **Epiploic a.** See *Appendices epiploicæ*. **A. of the testicle**, a small body situated in front of the globus major, and sometimes supposed to be a hydatid. **Uterine a's**, the uterine ligaments, oviducts, and ovaries. **A. vermifor'mis**, a worm-like diverticulum of the cecum, varying in length from three to six inches and about three-tenths inch in diameter. Called also *Processus vermiformis* (BNA). **A. ventric'ulæ laryn'gis**, the laryngeal pouch.

Apperception (ap-er-sep'shun) [L. *ad* to + *percipere* to perceive]. Conscious perception; also, the reception of a sensory impression; the power of receiving and appreciating sensory impressions.

Appetite (ap'et-īt) [L. *appetere* to desire]. A natural longing or desire, especially that for food. **Perverted a.**, the longing for unnatural and indigestible things as articles of food.

Applanation (ap-la-na'shun) [L. *applana'tio*]. Undue flatness, as of the cornea.

Apple (ap'pl). The fruit of the rosaceous tree *Pi'rus ma'lus*; also the tree itself. **A. of the eye**, 1. The pupil. 2. The eyeball. **Adam's a.** See *Adam's apple*.

Applicator (ap'lik-a-ter). An instrument for making local applications.

Apposition (ap-o-zish'un) [L. *apposit'io*]. The contact of adjacent parts or organs.

Apraxia (ah-prak'se-ah) [Gr. α neg. + πράσσειν to do]. Mind-blindness; a condition in which there is a lack of a proper apprehension of the true nature of things, leading to the performance of preposterous acts. Called also *Object-blindness* and *Soul-blindness*.

Aproctia (ah-prok'she-ah) [Gr. α neg. + πρωκτός anus]. Imperforation of the anus.

Apron (a'pron). A covering for the body in front, worn by surgeons and nurses. **Hottentot a.**, the artificial or abnormal elongation of the nymphæ; velamen vulvæ.

Aprosexia (ah-pro-sek'se-ah) [Gr. α priv. + προσέχειν to heed]. A condition in which there is inability to fix the attention; inattention due to mental weakness or to defective hearing, and often seen in chronic catarrh of the nose or of the nasopharynx.

Aprosopia (ah-pro-so'pe-ah) [Gr. α not + προσωπον face]. Partial or complete absence of the face.

Apselaphesia (ap''sel-af-e'ze-ah) [Gr. α neg. + ψηλάφησις touch]. Lack or loss of the sense of touch.

Apsithyria (ap-sith-ir'e-ah) [Gr. α + ψιθυρίζειν to whisper]. Hysteric loss of speech and even of the power of whispering.

Apsychia (ah-sik'e-ah) [Gr. α neg. + ψυχή spirit]. 1. Loss or lack of consciousness. 2. A faint or swoon.

Aptyalia, Aptyalism (ah-ti-a'le-ah, ah-ti'al-izm) [Gr. α priv. + πτυαλίζειν to spit]. Deficiency or absence of the saliva.

Apus (a'pus) [Gr. α neg. + ποῦς foot]. A teratism or fetus without feet.

Apyetous (ah-pi'et-us) [Gr. α not + πυον pus]. Showing no pus; not suppurating.

Apyknomorphous (ah-pik-no-mor'fus) [Gr. α priv. + πυκνός compact + μορφή form]. Not pyknomorphous; not having the stainable cell-elements compactly placed; said of a cell.

Apyonin (ah-pi'on-in) [Gr. α neg. + πύον pus]. Yellow pyoktanin; a yellow antiseptic powder used as a substitute for pyoktanin in ophthalmic surgery.

Apyous (ah-pi'us) [Gr. α neg. + πύον pus]. Having no pus; nonpurulent.

Apyretic (ap-ir-et'ik) [Gr. α neg. + *Pyretic*]. Having no fever; afebrile.

Apyrexia (ah-pir-ek'se-ah) [Gr. α neg. + *Pyrexia*]. The absence or intermission of fever.

Apyrexial (ah-pi-rek'se-al). Pertaining to apyrexia, or to the stage of intermission of a fever.

Aqua (a'kwah). 1. Latin for *Water*. 2. A solution of a medicinal substance in water. **A ammo'niæ**, water charged with ammonia gas, and containing 10 per cent. by weight of gaseous ammonia: an antacid and diffusible stimulant. Dose, 5–30 min. (0.333–2 c.c.). **A. ammo'niæ for'tior**, stronger ammonia-water, containing 28 per cent. by weight of ammonia gas. **A. am'nii.** See *Liquor amnii*. **A. amyg'dalæ ama'ræ**, bitter almond water, used like dilute hydrocyanic acid. Dose, 2–4 dr. (8–16 c.c.). **A. anethi**, dill-water: carminative. Dose, ½–2 fl. oz. (16–64 c.c.). **A. ani'si**, anise-water: carminative. Dose, ½–2 fl. oz. (16–64 c. c.). **A. auran'tii flo'rum**, orange-flower water. Dose, ½–2 fl. oz. (16–64 c.c.). **A. bul'liens**, boiling water. **A. cal'cis**, lime-water. **A. cam'phoræ**, camphor-water. Dose, ½–1 fl. oz. (16–32 c.c.). **A. Carmelita'rum**, compound spirit of melissa. **A. ca'rui**, caraway-water: carminative. Dose, 1–2 fl. oz. (32–64 c.c.). **A. chlo'ri**, chlorin-water; water charged with chlorin: antiseptic and cleansing. Dose, 10–30 min. (0.666–2 c.c.). **A. chlorofor'mi**, chloroform-water. Dose, ½–2 fl. oz. (16–64 c.c.). **A. cinnamo'mi**, cinnamon-water. Dose, ½–2 fl. oz. (16–64 c.c.). **A. commu'nis**, ordinary water. **A. creoso'ti**, creosote-water. Dose, 1–4 dr. (4–16 c.c.). **A. destilla'ta**, distilled water. **A. fer'vens**, hot water. **A. fluvia'lis**, river-water. **A. fœnic'uli**, fennel-water. Dose, 1–2 fl. oz. (30–60 c.c.). **A. fonta'na**, spring-water or well-water. **A. for'tis**, nitric acid. **A. hamamel'idis**, water of hamamelis, miscalled extract of witch-hazel: mainly used as a vulnerary and as a mouth-wash. **A. hydroge'nii diox'idi**, a mixture of water and hydrogen dioxid: detergent and antiseptic. **A. labyrin'thi**, the clear fluid in the labyrinth of the ear. **A. laurocer'asi**, cherry-laurel water: used like dilute hydrocyanic acid. Dose, 5–30 min. (0.333-2 c.c.). **A. Levico**, a natural arseno-ferric water from springs at Levico. **A. mari'na**, sea-water. **A. men'thæ piperi'tæ**, peppermint-water. Dose, 1-2 fl. oz. (32-64 c.c.). **A. men'thæ vir'idis**, spearmint water. Dose, 1-2 fl. oz, (32-64 c.c.). **A. oc'uli**, the aqueous humor or fluid of the eye. **A. pericar'dii**, the pericardial fluid. **A. pimen'tæ**, water of pimenta, or allspice. Dose, ½-2 fl. oz. (16-64 c.c.). **A. pluvia'lis**, rain-water. **A ptychro'tis**, Ajowan water: carminative. Dose, 1-2 fl. oz. (32-64 c.c.). **A. re'gia**, nitrohydrochloric acid. **A. ro'sæ**, rose-water: mainly used as a flavor. Dose, 1-2 fl. oz. (32-64 c.c.). **A. ro'sæ for'tior**, stronger rose-water. **A. sam-**

bu'ci, elder-flower water. Dose, ½ fl. oz. (16 c.c.). **A. sedati'va**, a preparation of 2 ounces of ammonia water, 1½ drams of spirits of camphor, 1 ounce of sodium chlorid, and enough water to make one pint. Used as a sedative application. **A. vi'tæ**, brandy.

Aquacapsulitis (ak''wah-kap-su-li'tis) [L. *a'qua* water + *cap'sula* capsule]. Descemetitis; a simple cyclitis.

Aquapuncture (ak'wah-punkt-ūr) [L. *a'qua* water + *Puncture*]. The subcutaneous injection of water.

Aqueduct (ak'wid-ukt) [L. *aquæduc'tus*, from *a'qua* water + *duc'tus* canal]. A canal for the conduction of a liquid. **A. of the cochlea**, a foramen in the temporal bone for a vein from the cochlea. **A. of Cotunnius**, the aqueduct of the vestibule; a small canal opening upon the posterior surface of the petrous portion of the temporal bone and transmitting a small vein. **A. of Fallopius**, the canal for the facial nerve in the petrous bone: called also *Facial canal*. **A. of Sylvius**, a passage which connects the third and fourth ventricles of the brain: called also *Iter e tertio ad quartum ventriculum*. **A. of the vestibule.** See *A. of Cotunnius*.

Aqueous (a'kwe-us) [L. *a'qua* water]. Watery; prepared with water.

Aquinol (ak'win-ol). A brownish disinfectant liquor composed of formalin, glycerin, potash soap, and thymol.

Aquiparous (ak-wip'ar-us) [L. *a'qua* water + *par'ere* to produce]. Producing water or a watery secretion.

Aquocapsulitis (a''kwo-kap-su-li'tis) [L. *a'qua* water + *Capsulitis*]. Serous iritis.

Aquosity (ak-wos'it-e) [L. *aquos'itas*]. A watery state or condition.

Arabate (ar'ab-āt). A salt of arabic acid.

Arabin (ar'ab-in). An amorphous carbohydrate, $C_6H_{10}O_{11}$, from gum arabic, soluble in water. Called *Arabic acid*.

Arabinochloralose (ar-ab''in-o-klo'ral-ōs). A hypnotic like chloralose, but free from its tetanic effects.

Arabinose (ar-ab'in-ōs). Gum-sugar; a crystalline carbohydrate, $C_5H_{10}O_5$, derived from arabin by boiling with dilute hydrochloric acid. It is soluble in cold water.

Arabite (ar'ab-īt). A sweet crystalline principle, $C_5H_{12}O_5$, derivable from arabinose by the action of sodium amalgam.

Arachnitis (ar-ak-ni'tis) [Gr. ἀράχνη a spider's web]. Inflammation of the arachnoid.

Arachnoid (ar-ak'noid) [Gr. ἀράχνη spider + εἶδος form]. 1. Resembling a spider's web. 2. A delicate membrane interposed between the pia mater and the dura mater of the brain and spinal cord, being separated from the dura mater by the subarachnoid space.

Arachnoidal (ar-ak-noid'al). Of or pertaining to the arachnoid.

Arachnoidea (ar-ak-noid'e-ah). The arachnoid membrane. See *Arachnoid*.

Arachnoiditis (ar''ak-noi-di'tis). Same as *Arachnitis*.

Arachnolysin (ar-ak-nol'is-in) [Gr. ἀράχνη spider + *Lysin*]. The active hemolytic principle of the poison of the garden-spider.

Arachnopia (ar-ak-no'pe-ah) [*Arachnoid* + *Pia*]. The arachnoid and pia considered as forming one organ; the piarachnoid.

Arachnorhinitis (ar-ak''no-ri-ni'tis) [Gr. ἀράχνη spider + *Rhinitis*]. Disease of the nasal passages caused by the presence of a spider.

Arack, Arrack (ar-ak') [East Indian]. An alcoholic liquor distilled from dates, rice, the sap of palms, mahua flowers, etc.

Aræometer. See *Areometer*.

Aralia (ar-a'le-ah) [L.]. A genus of aromatic and diaphoretic plants, including pettymorrel (*A. racemo'sa*), dwarf elder (*A. his'pida*), and other plants used in domestic medicine.

Aranein (ar-a'ne-in) [L. *ara'nea* spider]. A fluid from the abdomen of spiders used in homeopathic practice as an embrocation.

Araneous (ar-a'ne-us) [L. *ara'neus*]. Like a cobweb.

Arantius, body of, and **ventricle of** (ar-an'she-us). See *Body* and *Ventricle*.

Araroba (ar-ar-o'bah) [Brazilian]. 1. See *Andira*. 2. See *Goa powder*.

Arasa (ar-a'sah). The root of a Brazilian plant, a decoction of whose bark is used in metrorrhagia.

Arbasin (ar-ba'sin). A histon found in the spermatozoa of the sea-urchin.

Arbor (ar'bor) [L. "a tree"]. The arbor vitæ of the cerebellum. **A. vi'tæ.** 1. The tree-like set of outlines of white substance seen on a median section of the cerebellum. 2. A series of branching ridges within the cervix uteri. 3. The tree *Thu'ja occidenta'lis*; also the popular name of other trees and species of the same genus. The fresh leaves, twigs, and fruit are diaphoretic, diuretic, and emmenagogue. Dose of volatile oil, 1–5 min. (0.066–0.199 c.c.).

Arborescent (ar-bor-es'ent) [L. *arbores'cens*]. Branching like a tree.

Arborization (ar''bor-iz-a'shun). The branching termination of certain nerve-cell processes; also a form of the termination of a nerve-fiber when in contact with a muscle-fiber.

Arbutin (ar'bu-tin) [L. *ar'butus*, q. v.]. A crystalline diuretic glucosid, $C_{12}H_{32}O_{14}$, from *Ar'butus u'va ur'si* and other ericaceous plants. Dose, 5–15 gr. (0.3–1 gm.).

Arbutus (ar'bu-tus) [L.]. A genus of ericaceous trees and shrubs. *A. Menzie'sii* is the madroño of the Pacific States, whose bark is astringent. *A. une'do*, the European arbute, is astringent. *A. u'va ur'si*. See *Uva Ursi*. **Trailing a.** See *Epigæa*.

Arc (ark) [L. *ar'cus* bow]. Any part of the circumference of a circle. **Binauricular a.**, a measurement from the center of one auditory meatus to that of the other. **Bregmatolambdoid a.** extends along the course of the sagittal suture. **Nasobregmatic a.**, a line from the root of the nose to the bregma. **Naso-occipital a.** extends from the root of the nose to the lowest part of the occipital protuberance. **Reflex a.**, an afferent nerve, its nerve-center and an efferent nerve, considered as the pathway for a reflex act.

Arcade, Flint's (ar-kād'). An arteriovenous arch at the base of the renal pyramids.

Arcanum (ar-ka'num) [L. "secret"]. A secret medicine or nostrum.

Arcate (ar'kāt) [L. *arca'tus* shaped like a bow]. Bow-shaped.

Arcatura (ar-ka-tu'rah) [L. *ar'cus* bow]. Outward curvature of the forelegs of horses.

Arcein (ar'se-in). Arecalin hydrobromate: an energetic miotic agent.

Arch (artsh) [L. *ar'cus* bow]. Any structure of a curved or bow-like outline. **Abdominothoracic a.**, the lower boundary of the front of the thorax. **Alveolar a.**, the arch of the alveolar process of either jaw. **Aortic a's**, a series of five pairs of arterial arches of the fetus in the region of the neck. **Branchial a's.** 1. Same as *Aortic a's*. 2. Four pairs of cartilaginous arches of the fetus in the region of the neck. **A. of the aorta**, the proximal curved part of the aorta. **A's of Corti**, a series of arches made up of the rods of Corti. **Crural a., Femoral a.**, Poupart's ligament. **Deep crural a.**, a band of fibers arching in front of the sheath of the femoral vessels. **Dental a.**, an arch formed by the alveolar process on either jaw, containing teeth and covered by the gums. **Embryonic a's, Fetal a's**, the aortic, branchial, mandibular, hyoid, pulmonary, and thyrohyoid arches. **Femoral a.**, Poupart's ligament. **Glossopalatine a.**, the anterior pillar of the fauces. **Hemal a., Hæmal a.**, the arch formed by the body and processes of a vertebra, a pair of ribs and the sternum, or other like parts; also the sum of all such arches. **Hyoid a.**, the second fetal arch which persists in the styloid process, the stylohyoid ligament, and lesser cornu of the hyoid bone. **Langer's axillary a.**, a thickened border of fascia forming a bridge across the occipital groove. **Mandibular a.**, the fetal arch whence are developed the jaw-bones, with the malleus and incus. **Nasal a.**, the arch formed by the nasal bones and by the nasal processes of the superior maxilla. **Neural a.**, the arch of a vertebra formed by its pedicles and laminæ; also the sum of all such arches. **Palmar a., deep**, an arch formed in the palm by the communicating branch of the ulnar and the radial artery. **Palmar a., superficial**, an arch in the palm forming the termination of the ulnar artery. **Pharyngeal a's**, the branchial arches of the fetus. **Pharyngopalatine a.**, the posterior pillar of the fauces. **Plantar a.**, the arch formed by the external plantar artery and the dorsalis pedis. **Postaural a's**, the branchial arches. **Pubic a.**, a portion of the pelvis formed by the rami of the ischia and of the ossa pubis on either side. **Pulmonary a.**, the fifth of the aortic arches on the left side: it becomes the pulmonary artery. **Stylohyoid a.**, one of the embryonic arches made up of four segments, viz: the *pharyngobranchial*, which develops into the styloid process; the *epibranchial*, developing into the stylohyoid ligament; the *ceratobranchial* and *hypobranchial*, which together develop into the lesser cornu of the hyoid bone. **Supraciliary a.**, the supraciliary ridge. **Supra-orbital a.**, a bony arch formed by the prominent margin of the orbit. **Thyrohyoid a.**, the third fetal arch: its cartilage is represented by the greater cornu of the hyoid bone. **A. of a vertebra**, the arching portion of a vertebra enclosing the spinal foramen. **Visceral a's**, the fetal arches. **Zygomatic a.**, the arch formed by the malar and temporal bones.

Archæocyte (ar'ke-o-sīt). See *Archeocyte*.

Archamphiaster (ark-am''fe-as-ter) [Gr. ἀρχή first + ἀμφί around + ἀστήρ star]. Any amphiaster producing polar globules.

Archangelica (ar-kan-jel'ik-ah) [L. from Gr. ἀρχαγγελικός archangelic]. A genus of umbelliferous plants. See *Angelica*.

Archebiosis (ar''ke-bi-o'sis) [Gr. ἀρχή beginning + βίος life]. The supposed spontaneous generation of organisms.

Archegenesis (ar-ke-jen'es-is) [Gr. ἀρχή beginning + γενεσις reproduction]. Same as *Archebiosis*.

Archegonium (ar-ke-go'ne-um) [Gr. ἀρχή beginning + γονη seed]. The female organ of a cryptogamic plant taking part in the formation of sexually produced spores. Cf. *Antheridium*.

Archenteron (ar-ken'ter-on) [Gr. ἀρχή beginning + ἔντερον intestine]. The cavity formed by the invagination of the blastodermic vesicle during the gastrula stage, and opening by the blastopore. Called also *Cœlenteron*.

Archeocyte (ar'ke-o-sīt) [Gr. ἀρχαῖος ancient + κύτος cell]. Any free or wandering ameboid cell.

Archepyon (ar-kep'e-on) [Gr. ἀρχή original + πύον pus]. Very thick, cheesy pus.

Archesporium (ar-kes-po're-um) [Gr. ἀρχή first + σπόρος seed]. The mass of cells which give rise to mother spore-cells.

Archetype (ar'ke-tīp) [Gr. ἀρχή original + τύπος type]. An ideal, original, or standard type or form.

Archiblast (ar'ke-blast) [Gr. ἀρχή first + βλαστός germ]. His's term for the fundamental part of the blastodermic layers as distinguished from the parablast or peripheral portion of the mesoderm.

Archiblastic (ar-ke-blas'tik). Derived from, or pertaining to, the archiblast.

Archiblastoma (ar''ke-blas-to'mah). A tumor derived from archiblastic or parenchymatous material.

Archicytula (ar-ke-sit'u-lah) [Gr. ἀρχή first + κύτος cell]. A fertilized egg-cell in the stage in which the nucleus is first discernible.

Archigaster (ar'ke-gas-ter) [Gr. ἀρχή first + γαστήρ belly]. The primitive alimentary canal of the embryo.

Archigastrula (ar-ke-gas'tru-lah) [Gr. ἀρχή first + *Gastrula*]. The gastrula in its most primitive form of development.

Archigenesis (ar-ke-jen'es-is). Same as *Archebiosis*.

Archil (ar'kil). The lichen *Roccel'la tincto'riæ*; also a violet coloring-matter from this and other lichens.

Archimonerula (ar''ke-mo-ner'u-lah) [Gr. ἀρχή first + *Monerula*]. The monerula while undergoing a primitive and total cleavage.

Archimorula (ar-ke-mor'u-lah) [Gr. ἀρχή first + *Morula*]. A mass of cells arising from the division of the archicytula and preceding the archigastrula.

Archinephron (ar-ke-nef'ron) [Gr. ἀρχή beginning + νεφρός kidney]. The Wolffian body. See *Body, Wolffian*.

Archineuron (ar-ke-nu'ron) [Gr. ἀρχή beginning + νεύρον nerve]. The neuron at which an efferent impulse starts.

Archistome (ar'kis-tōm) [Gr. ἀρχή first + στόμα mouth]. Same as *Blastopore*.

Architis (ar-ki'tis) [Gr. ἀρχός anus + -ιτις inflammation]. Inflammation of the anus; proctitis.

Archocele (ar'ko-sēl) [Gr. ἀρχός anus + κήλη hernia]. Hernia of the rectum.

Archocystocolposyrinx (ar''ko-sis-to-kol-po-si'rinks) [Gr. ἀρχός anus + κύστις bladder + κόλπος vagina + σῦριγξ pipe]. Fistula of the anus, vagina, and bladder.

Archocystosyrinx (ar''ko-sis-to-si'rinks) [Gr. ἀρχός anus + κύστις bladder + σῦριγξ pipe]. Fistula of the anus and bladder.

Archoplasm (ar'ko-pla-zm). Same as *Kinoplasm*.

Archoptoma (ar-kop-to'mah) [Gr. ἀρχός anus + πτῶμα fall]. A prolapsed portion of the rectum.

Archoptosis (ar-kop-to'sis) [Gr. ἀρχός anus + πτῶσις fall]. Prolapse of the lower rectum.

Archorrhagia (ar-kor-ra'je-ah) [Gr. ἀρχός anus + ῥηγνύναι to burst forth]. Hemorrhage from the rectum.

Archorrhea (ar-kor-re'ah) [Gr. ἀρχός anus + ῥοία flow]. A liquid discharge from the rectum.

Archostegnosis, Archostenosis (ar''ko-steg-no'-

sis, ar''ko-ste-no'sis) [Gr. ἀρχός anus + στένωσις stricture]. Stricture of the rectum.

Archyl, Archyle (ar'kil, ar-ki'le) [Gr. ἀρχή beginning + ὕλη matter]. Same as *Protyle*.

Arciform (ar'sif-orm) [L. *ar'cus* bow + *for'ma* shape]. Bow-shaped; arcuate.

Arctation (ark-ta'shun) [L. *arcta'tio*]. Contracture or narrowing of any canal or opening.

Arctium (ark'she-um) [L.]. A genus of composite flowered plants. *A. Lap'pa*, the burdock, is diuretic, alterative, and antirheumatic. Dose of fluid extract, 10–60 min. (0.666–4 c.c.).

Arctostaphylos (ark-to-staf'il-os) [Gr. ἄρκτος bear + σταφυλή grape]. A genus of ericaceous plants. See *Uva ursi*.

Arcual, Arcuate (ark'u-al, ark'u-āt) [L. *arcua'lis*]. Arched; arc-shaped.

Arcuation (ark-u-a'shun) [L. *arcua'tio*]. Curvature; especially an abnormal curvature.

Arcus (ar'kus), pl. *ar'cus* [L.]. An arch, bow, or arc. See *Arch*. **A. denta'lis**, the dental arch. **A. glossopalati'nus**, the anterior pillars of the fauces. **A. juvena'lis**, a ring around the corneal margin of the iris, sometimes seen in young persons and resembling the arcus senilis. **A. lumbocosta'lis latera'lis**, the ligamentum arcuatum externum. **A. lumbocosta'lis media'lis**, the ligamentum arcuatum internum. **A. palati'ni**, the pillars of the fauces. **A. pharyngopalati'nus**, the posterior pillars of the fauces. **A. seni'lis**, a ring of degeneration seen about the corneal periphery in aged persons. **A. zygomat'icus**, the zygomatic arch.

Ardent (ar'dent) [L. *ārde're* to glow]. 1. Hot or feverish. 2. Characterized by eager desire.

Ardor (ar'dor) [L.]. 1. Intense heat. 2. Eager desire. **A. uri'næ**, a scalding sensation during the passage of urine.

Area (a're-ah) [L.]. A limited space or plane surface. **Alisphenoid a.**, the surface of the great wing of the sphenoid bone. **Anteroparietal a.**, the part of the outer surface of the parietal bone in front of the parietal eminence. **Auditory a.**, an auditory center. **Broca's a.**, an area of gray matter between the middle olfactory root and the peduncle of the callosum. **A. Cel'si.** Same as *Alopecia areata*. **Cohnheim's a's**, dark areas outlined by bright matter, seen on cross-section of a muscle-fiber. **Cord a.**, that part of the cerebral cortex where lesions will produce degeneration of the spinal cord. **A. cribro'sa**, the macula cribrosa. **Crural a.**, a space at the base of the brain between the chiasm and the pons. **Dangerous a.**, the ciliary region of the eye, so called because when injured the gravest results may follow. **Embryonic a.**, the area germinativa. **Excitable a.**, the motor area in the cerebral cortex. **Excitomotor a.**, that area of the cerebral cortex which incites voluntary motion. **Frontal a.**, the convex surface of the frontal bone. **Frontoparietal a.**, the frontal lobe of the cerebrum with the ascending parietal convolution. **Genital a's.**, areas on the inferior turbinal and upper part of the nasal septum which become engorged during menstruation. **Germinal a.**, the round place on one side of the vitelline membrane where the development of the embryo begins. **Glove-a.**, an area of anesthesia of the fingers, hand, and wrist in certain cases of multiple neuritis. **Hyaline a's**, limited areas of hyaline substance surrounding the cell-nests in elastic cartilage. **A. Martegia'ni**, a slightly enlarged space at the optic disk, marking the beginning of the hyaloid canal. **Midfrontal a.**, the median part of the frontal area. **Motor a.**, the ascending frontal and ascending parietal convolutions. **Occipital a.** 1. The area of the brain below the occipital bone. 2. The outer surface of the occipital bone above the superior curved line. **A. opa'ca**, the outer opaque part of the germinal area. **Parietal a.**, that portion of the brain below the parietal bone on either side. **A. pellu'cida**, the central clear part of the area germinativa. **Posteroparietal a.**, that part of the outer surface of the parietal bone that lies behind the parietal eminence. **Rolandic a.**, the excitomotor region of the brain. **Sensorial a.**, the general surface of the cerebrum, especially that part which lies between the interparietal, parietal, occipital, and callosomarginal fissure. **Septal a.**, the mesal surface of either half of the septum lucidum. **Squamosotemporal a.**, the outer surface of the squamous bone. **Subumbilical a.**, a patch of superficial tenderness on the abdominal surface. **Superofrontal a.**, the upper part of the frontal area. **Temporal a.**, a patch above the temporal fossa, reaching to the outer canthus of the eye. **Trigger-a.**, an area, stimulation of which may cause physiologic or pathologic changes in another area. **A. vasculo'sa**, that part of the area opaca where the blood-vessels are first seen. **Vertical a.**, an area of tenderness exactly over the vertex. **Visual a.**, the angular gyrus and occipital lobe. **A. vitelli'na**, the yolk area in mesoblastic eggs beyond the area vasculosa.

Areca (ar'e-kah) [L.; East Indian]. 1. A genus of palm-trees, chiefly Asiatic. *A. Cat'echu* affords betel-nut and an inferior catechu. The fruit is tonic, astringent, and anthelmintic. Dose of fluid extract, 60–180 min. (3.75–11.25 gm.).

Arecaidin (ar-e-ka'id-in). An artificial derivative of arecalin: anthelmintic.

Arecain (ar-e-ka'in). A colorless crystalline alkaloid, $C_7H_{11}NO_2 + H_2O$, from areca-nut. It has vermifuge properties, and is actively poisonous.

Arecalin (ar-ek'al-in). An oily, miotic, and anthelmintic alkaloid, $C_8H_{13}NO_2$, from areca-nut. Dose, $\frac{1}{10}$–$\frac{1}{10}$ gr. (0.003–0.0066 gm.). **A. hydrobromate**, a white crystalline compound, $C_8H_{13}NO_2HBr$: used as a miotic in a 1 per cent. solution and as an anthelmintic in veterinary medicine.

Arecane, Arekane (ar'ek-ān). An oily, volatile base from areca-nut: purgative, sialagogue, and heart-depressant.

Arecin (ar'es-in). 1. Areca-red: a pigment from areca-nut. 2. An incorrect form of *Aricin*.

Arenation (ar-en-a'shun) [L. *are'na* sand]. Ammotherapy; treatment of disease by hot sand-baths.

Areola (ar-e'o-lah), pl. *areo'læ* [L. dim. of *a'rea* space]. 1. Any minute space or interstice in a tissue. 2. The darkish ring around the nipple. **Chaussier's a.**, the areola of induration of a malignant pustule. **A. papilla'ris**, the darkened ring around a woman's nipple. **Second a.**, a ring which during pregnancy surrounds the areola papillaris. **Umbilical a.**, a pigmented patch which sometimes surrounds the navel. **Vaccinal a.**, the ring of redness that surrounds a vaccine-pustule.

Areolar (ar-e'o-lar). Containing minute interspaces or lacunæ.

Areometer (ar-e-om'et-er) [Gr. ἀραιός light + μέτρον measure]. A hydrometer; an instrument for determining the specific gravity of liquids.

Arevareva (ah-ra''vah-ra'vah) [Polynesian]. A severe form of skin-disease, with general decay of the vital powers, said to be due to excessive misuse of kava.

Argamblyopia (ar''gam-ble-o'pe-ah) [Gr. ἀργός idle + *Amblyopia*]. Amblyopia due to long disuse of the eye.

Ar'gas per'sicus. A tic found in the north of Persia whose bite is said to cause a peculiar disease marked by pain, delirium, and convulsions.

Argentamid (ar-jen-tam'id) [L. *argen'tum* silver + *Amid*]. An astringent and antiseptic liquid preparation of silver.

Argentamin (ar-jen-tam'in) [L. *argen'tum* silver + *Amin*]. A colorless liquid, consisting of a solution of silver phosphate in an aqueous solution of ethylenediamin. It is used in gonorrhea and conjunctivitis in 1:4000 solution; also as a disinfectant.

Argentation (ar-gen-ta'shun) [L. *argen'tum* silver]. Staining with a silver salt.

Argen'ti bro'midum, A. chlo'ridum. See under *Silver*.

Argentic (ar-jen'tik). Containing silver in its higher valency.

Argentine (ar'jen-tīn) [L. *argenti'nus*]. Pertaining to or containing silver.

Argentol (ar'jen-tol). Quinaseptol silver, a compound, $AgC_9H_5N.OHSO_3$, used as a local astringent and antiseptic in surgery and for gonorrhea.

Argentose (ar'jen-tōs). An astringent and germicidal silver compound.

Argentous (ar-jen'tus). Containing silver in its lower valency.

Argentum (ar-jen'tum). Gen. *argen'ti*. Latin for *Silver*. See *Silver*.

Arginase (ar'jin-ās). A ferment existing in the liver which splits arginin into urea and ornithin.

Arginin (ar'jin-in). A basic substance, $C_6H_{14}N_4O_2$ or $NH_2CNH.NH.C_4H_2.NH_2.CO_2H$, a combination of uric with amidovalerianic acid, from lupine-sprouts. It is one of the constituents of the protamins.

Argol, Argols (ar'gol, ar'golz). Crude cream of tartar from wine-casks.

Argon (ar'gon) [Gr. ἀργός inert]. A chemical element discovered in the atmosphere in 1894. It is the most inert element known: its symbol is A; its atomic weight is 40.

Argonin (ar'go-nin). A white powder, consisting of a combination of silver nitrate and casein. It is soluble in water and contains 4.25 per cent. of metallic mercury: used in 1-2 per cent. solution as an injection in gonorrhea and in ophthalmia neonatorum.

Argyll-Robertson pupil. See *Pupil*.

Argyria (ar-jir'e-ah) [Gr. ἄργυρος silver]. Discoloration of the skin or tissues, due to the free use of silver preparations.

Argyrin (ar'jir-in). An alkaloid from horse-chestnut: useful in hemorrhoids.

Argyrol (ar'jir-ol). A vitellin silver preparation, in the form of brown scales, soluble in water: used in gonorrhea, conjunctivitis, laryngitis, etc. in a 0.5-2.5 per cent. solution.

Argyrosis (ar-jir-o'sis) [Gr. ἄργυρος silver]. Argyria or other abnormal or diseased condition, due to the use of a silver preparation.

Arhinencephalia (ah''rin-en-sef-a'le-ah) [Gr. α neg. + *Rhinencephalon*]. Congenital absence of the rhinencephalon; cyclopia.

Arhinia (ah-rin'e-ah) [Gr. α priv. + ῥίς nose]. Congenital absence of the nose.

Arhovin (ar-ho'vin). A combination of diphenylamin and thymolbenzoic acid ester: used in gonorrhea.

Arhythmia (ah-rith'me-ah) [Gr. α priv. + ῥυθμός rhythm]. Absence of rhythm, especially that of the heart-beat.

Arhythmic (ah-rith'mik) [Gr. α priv. + ῥυθμός rhythm]. Characterized by absence of rhythm.

Aricin (ar'is-in) [*Arico*, a town of Peru]. An alkaloid, $C_{23}H_{26}N_2O_4$ from a variety of cinchona bark, with properties analogous to quinin.

Aristin (ar-is'tin). A crystalline principle from various species of *Aristolochia*.

Aristochin (ar-is'to-kin). A white tasteless powder, diquinin carbonic acid ester, containing 96 per cent. of quinin.

Aristol (ar'is-tol) [Gr. ἄριστος best]. Dithymoldiiodid, $C_{20}H_{24}(OI)_2$, a brownish-red powder: used as a deodorant antiseptic dressing like iodoform. It is used either in the form of the powder or in a 5–10 per cent. ointment made with lanolin or vaselin. Called also *Annidalin* and *Iodothymol*.

Aristolochia (ar''is-to-lo'ke-ah) [L.; Gr. ἄριστος best + λόχια lochia]. A genus of shrubs and herbs of many species: often actively medicinal. See *Serpentaria* and *Guaco*.

Aristolochin (ar''is-to-lo'kin). A bitter principle obtainable from *Aristolo'chia serpenta'ria* and other plants of the same genus.

Aristoquin (ar-is'to-quin). Same as *Aristochin*.

Arithmomania (ah''rith-mo-ma'ne-ah) [Gr. ἀριθμός number + μανία madness]. The insane habit of counting, with worriment about numbers.

Arkyochrome (ar'ke-o-krōm) [Gr. ἄρκυς net + χρῶμα color]. Any nerve-cell in which the chromatic substance arranges itself in rows or in the form of a network.

Arkyostichochrome (ar''ke-o-stik'o-krōm) [Gr. ἄρκυς net + στίχος row + χρῶμα color]. Any nerve-cell which is both an arkyochrome and a stichochrome.

Arm (arm) [L. *ar'mus*]. The upper extremity from the shoulder to the hand; also, the part between the shoulder and elbow as distinguished from the forearm. **Golf-a.**, a form of neurosis seen in golf-players after excessive exercise.

Armamentarium (ar''mah-men-ta're-um) [L.]. The outfit of a practitioner or institution, including books, instruments, medicines, and surgical appliances.

Armarium (ar-ma're-um) [L.]. Same as *Armamentarium*.

Armature (ar'mat-ūr) [L. *armatu'ra* a defensive apparatus]. The iron bar or keeper across the open end of a horse-shoe magnet.

Armenian bole (ar-me'ne-an). A pale, reddish clay used in tooth-powders and sometimes for aphthæ.

Armilla (ar-mil'lah), pl. *armil'læ* [L. "bracelet"]. The annular enlargement of the wrist.

Armoracia (ar-mo-ra'she-ah) [L.]. Horse-radish. See *Cochlearia*.

Arnica (ar'nik-ah) [L.]. A genus of composite flowered plants. The flower-heads (*ar'nicæ flo'res*) or root (*arni'cæ ra'dix*) of *A. mon'tana* or leopard's-bane, are used as a cardiac stimulant, but in large doses are a poisonous depressant. It is largely employed in homeopathic practice. Dose of tincture of the flowers, 5–30 min. (0.333–2 c.c.): of the extract of the root, 1–3 gr. (0.066–0.2 gm.); of the fluid extract of the root, 5–30 min. (0.333–2 c.c.); of the tincture of the root, 5–30 min. (0.333–2 c.c.). The preparations of arnica are extensively employed for sprains, bruises, and painful swellings.

Arnicin (ar'nis-in). 1. A bitter, acrid glucosid, $C_{30}H_{30}O_4$, from arnica flowers and root. 2. A resinous basic principle, $C_{35}H_{54}O_7$, from arnica flowers.

Arnold's canal, ganglion, etc. See *Canal, Ganglion,* etc.

Aroma (ah-ro'mah) [Gr. ἄρωμα spice]. The fragrance or odor, especially that of a spice or medicine or of articles of food or drink.

Aromatic (ar-o-mat'ik) [L. *aromat'icus;* Gr. ἀρωματικός]. 1. Having a spicy odor. 2. A medicinal substance with a spicy fragrance and stimulant qualities.

Aromatin (ar-o'mat-in). 1. A commercial preparation used as a substitute for hops: said to be from gentian root. 2. A commercial preparation said to be a precipitated phosphate of iron.

Aromin (ar-o'min). A fragrant alkaloid from urine, containing benzene derivatives.

Arrack (ar-rak'). See *Arack.*

Arrectores pilorum (ar-rek-to'rēz pi-lo'rum) [L. "the raisers of the hair"]. The minute involuntary muscles of the skin, whose contraction produces the appearance called cutis anserina, or goose-flesh.

Arrested (ar-es'ted). Detained; stopped. The head of the child is said to be arrested when it is *detained,* but not *impacted* in the pelvic cavity.

Arrhenal (ar-re'nal). Disodic methylarsenate, $AsCH_2O_2Na_2+2H_2O$, a crystalline compound used as a tonic in malarial cachexia, tuberculosis, cancer, etc. Called also *Stenosin* and *Neoarsycodyl.* Dose, ½–1½ gr. (0.033-00.1 gm.).

Arrhinencephalia (ah''rin-en-sef-a'le-ah). See *Arhinencephalia.*

Arrhinia (ar-rin'e-ah). See *Arhinia.*

Arrhythmia (ar-rith'me-ah). Same as *Arhythmia.*

Arrhythmic. See *Arhythmic.*

Arrosion (ar-ro'zhun) [L. *ab* away + *ro'dere* to gnaw]. Wasting away of a vessel wall under pressure.

Arrow, caustic (ar'ro). An arrow-shaped bit of nitrate of silver or other caustic substance: used mainly for insertion into malignant tumors.

Arrow-root (ar'ro-root). A nutrient starch derived from the rhizome of *Maran'ta arundina'cea* and other plants. It is used as a non-irritating food in fevers and conditions of gastric irritability.

Arsenate (ar'sen-āt). Any salt of arsenic acid.

Arsenauro (ar-sen-aw'ro). An antiluetic solution of the bromids of gold and arsenic.

Arsenhemol (ar-sen-hem'ol). A compound of arsenic with hemol. It is a brown powder: used as an alterative and hematinic in nervous and skin-diseases. Dose, 1½ gr. (0.1 gm.) in pills three times a day.

Arseniasis (ar-sen-i'as-is). Chronic arsenical poisoning.

Arsenic (ar-sen'ik). Pertaining to or containing arsenic in its pentad valency.

Arsenic (ar'sen-ik) [L. *arsen'icum, arse'nium,* or *arse'num;* from Gr. ἄρσην strong]. 1. An element whose salts are medicinal and poisonous: it is a brittle, lustrous, grayish solid, with a garlicky odor. Symbol, As; atomic weight, 74.9; specific gravity, 5.8. The salts of arsenic are used medicinally as tonics and alteratives in chronic malaria, anemia, asthma, scrofula, and in chronic eczema, etc. 2. A popular name for arsenic trioxid (q. v.). **A. bromid,** a crystalline compound, $AsBr_3$: used in diabetes. Dose, $\frac{1}{10}$–$\frac{1}{8}$ gr. (0.0022–0.008 gm.). **A. chlorid,** a very poisonous liquid, $AsCl_3$. **A. disulphid,** realgar, As_2S_2: employed as a pigment, and sometimes as a medicine. **A. iodid,** a red crystalline compound, AsI_3: used in coryza and skin-diseases. Dose, $\frac{1}{25}$ gr. (0.002 gm.). **A. trioxid,** white arsenic or arsenous acid, a white or glassy compound, As_2O_3, with a sweetish taste: used locally as a depilatory and caustic. It has been used in $\frac{1}{10}$ per cent. solution in trypanosome diseases. Dose, $\frac{1}{10}$–$\frac{1}{6}$ gr. (0.0022–0.004 gm.). *Li'quor ac'idi arse'no'si* is a 1 per cent. solution, and is given in doses of 3–5 min. (0.2–0.3 gm.). **A. trisulphid,** orpiment, As_2S_3: employed as a pigment and sometimes as a medicine. **White a.,** arsenic trioxid.

Arsenical (ar-sen'ik-al) [L. *arsenica'lis*]. Pertaining to or containing arsenic.

Arsenicalism, Arsenism (ar-sen'ik-al-izm, ar'sen-izm). Chronic arsenical poisoning.

Arsenicophagy (ar''sen-ik-of'aj-e) [*Arsenic* + φαγεῖν to eat]. The habit of eating arsenic.

Arsenicum (ar-sen'ik-um) [L.]. See *Arsenic.*

Arsenid (ar'sen-id). Any compound of arsenic with another element.

Arsenious, Arsenous (ar-se'ne-us, ar'sen-us). Containing arsenic in its lower or triad valency. **A. Acid.** See *Acid.*

Arsenite (ar'sen-īt). Any salt of arsenous acid.

Arsenium (ar-se'ne-um) [L.]. The element arsenic.

Arsenoblast (ar-sen'o-blast) [Gr. ἄρσην male + βλάστος germ]. The male element of a sexual cell; a masculonucleus.

Arsenophagy (ar-sen-of'aj-e) [L. *arse'nium* arsenic + Gr. φαγεῖν to eat]. The habit of eating arsenic.

Arsenous (ar'se-nus). Containing arsenic in its lower valency. **A. acid.** See under *Acid.*

Arsicodyle (ar-sik'o-dīl). Sodium cacodylate; a white powder, $As(CH_3)ONa$; used in skin-diseases. Dose, ½–1 gr. (0.025–0.5 gm.).

Arsin (ar'sin). Any member of a peculiar group of volatile arsenical bases, formed when arsenous acid is brought in contact with albuminous substances. The typical arsin is AsH_3, a very poisonous gas.

Arsonium (ar-so'ne-um). The univalent radical, AsH_4, which acts in composition like ammonium.

Arsonvalization (ar''son-val-iz-a'shun). The use of electric currents which are interrupted with great rapidity.

Arsylin (ar-si'lin). A yellowish powder, arsenated phosphorus albumin: used as an alterative in skin-disease. Dose, 10–20 gr. (0.66–1.33 gm.).

Artarin (ar'tar-in). An alkaloid, $C_{20}H_{17}NO_4$, from artar, the root of *Xanthox'ylum senegalen'se.* It is a heart stimulant, resembling veratrin in its action.

Artefact (ar'te-fakt) [L. *ar'te* by art + *fac'tum* made]. Any artificial product; any structure or change that is not natural, but is due to manipulation. The term is used in histology and microscopy for a tissue that has been mechanically altered from its natural state.

Artemisia (ar-te-mis'e-ah) [L.; Gr. ἀρτεμισία, from Αρτεμις Diana]. A genus of composite-flowered plants. *A. Abrot'anum,* or southernwood, is tonic, stimulant, vermifuge, and vulnerary. Dose of fluidextract, 10–20 min. (0.666–1.333 c.c.).

Arterenol hydrochlorid (ar-te-re'nol). A proprietary preparation, being the hydrochlorid of amino-ethinol pyrocatechin. It is used like the preparations of the suprarenal gland, and is said to be less toxic.

Arteria (ar-te're-ah) [L., from Gr. ἀρτηρία artery]. An artery.

Arteriagra (ar-te're-ag-rah) [Gr. ἀρτηρία artery + ἄγρα seizure]. Any gouty affection of an artery.

Arterial (ar-te're-al). Pertaining to an artery, or to the arteries.

Arterialization (ar-te''re-al-iz-a'shun). The change of venous into arterial blood.

Arteriarctia (ar''ter-re-ark'she-ah) [L. *arte'ria* artery + *arcta're* to contract]. Contraction of an artery; narrowing of the caliber of an artery.

Arteriasis (ar-te-ri'as-is). Degeneration of the walls of arteries.

Arteriectasis (ar''te-re-ek'tas-is) [Gr. ἀρτηρία artery + ἔκτασις dilatation]. Dilatation of an artery.

Arterin (ar'te-rin). The blood-pigment of the red corpuscles in the arterial blood.

Arteriocapillary (ar-te''re-o-kap'il-a-re). Pertaining to the arteries and the capillaries.

Arteriococcygeal gland (ar-te''re-o-kok-sij'e-al). Luschka's gland. See *Gland.*

Arteriofibrosis (ar-te''re-o-fi-bro'sis) [*Artery* + *Fibrosis*]. The narrowing of the arteries and capillaries by an inflammatory internal fibrosis; arteriocapillary fibrosis. See *Fibrosis.*

Arteriogram (ar-te're-o-gram) [*Artery* + Gr. γράμμα inscription]. A sphygmogram.

Arteriography (ar''te-re-og'ra-fe) [Gr. ἀρτηρία artery + γράφη writing]. A description of the arteries.

Arteriolæ rectæ (ar-te-ri'o-le rek'te). The straight arterioles; branches of the arteries of the kidney going to the medullary pyramids.

Arteriole (ar-te're-ōl) [L. *arteri'ola*]. Any minute arterial branch.

Arteriolith (ar-te're-o-lith) [Gr. ἀρτηρία artery + λίθος stone]. A chalky concretion in an artery.

Arteriology (ar''te-re-ol'o-je) [Gr. ἀρτηρία artery + λόγος discourse]. The sum of what is known regarding the arteries; the science or study of the arteries.

Arteriomalacia (ar-te''re-o-mal-a'she-ah) [Gr. ἀρτηρία artery + μαλακία softness]. Abnormal softness of the arterial coats.

Arteriometer (ar''te-re-om'et-er) [Gr. ἀρτηρία artery + μέτρον measure]. An apparatus for measuring changes in the caliber of a beating artery.

Arterionecrosis (ar-te''re-o-ne-kro'sis). Necrosis of an artery or of arteries.

Arteriopathy (ar''te-re-op'ath-e) [Gr. ἀρτηρία artery + πάθος disease]. Any arterial disease.

Arteriophlebotomy (ar-te''re-o-fleb-ot'o-me) [Gr. ἀρτηρία artery + *Phlebotomy*]. Bloodletting by scarification of the integument.

Arterioplania (ar-te''re-o-pla'ne-ah) [Gr. ἀρτηρία artery + πλανάσθαι to wander]. The condition in which an artery takes an unusual course.

Arterioplasty (ar-te're-o-plas-te) [Gr. ἀρτηρία artery + πλάσσειν to form]. Matas' operation for aneurism by restoring the continuity of the parent artery by making a new channel out of the sac walls.

Arteriorrhaphy (ar-te-re-or'-af-e) [Gr. ἀρτηρία artery + ῥαφή suture]. Suture of an artery.

Arteriorrhexis (an-te''re-o-rek'sis) [Gr. ἀρτηρία artery + ῥῆξις rupture]. Rupture of an artery.

Arteriosclerosis (ar-te''re-o-skle-ro'sis) [Gr. ἀρτηρία artery + σκληρός hard]. Abnormal hardness and dryness of the arterial coats, resulting from chronic inflammation, especially of the intima.

Arteriosclerotic (ar-te''re-o-skle-rot'ik). Pertaining to or affected with arteriosclerosis.

Arteriosity (ar''ter-e-os'it-e). The condition or quality of being arterial.

Arteriostenosis (ar-te''re-o-sten-o'sis) [Gr. ἀρτηρία artery + στενός narrow]. The narrowing or diminution of the caliber of an artery.

Arteriostosis (ar-te''re-os-to'sis) [Gr. ἀρτηρία artery + ὀστέον bone]. Ossification of an artery.

Arteriostrepsis (ar-te''re-o-strep'sis) [Gr. ἀρτηρία artery + στρεπτός twisted]. The twisting of an artery for the arrest of hemorrhage.

Arteriotome (ar-te're-o-tōm). An instrument for performing arteriotomy.

Arteriotomy (ar''te-re-ot'o-me) [Gr. ἀρτηρία artery + τομή cut]. The surgical division or opening of an artery, chiefly for the abstraction of blood. Arteriotomy is usually performed upon the temporal artery.

Arteriovenous (ar-te''re-o-ve'nus). Both arterial and venous; pertaining to or affecting an artery and a vein.

Arterioversion (ar-te''re-o-ver'shun) [L. *arte'ria* artery + *ver'sio* a turning]. Surgical eversion of the coats of a bleeding artery for the purpose of arresting hemorrhage.

Arterioverter (ar-te''re-o-ver'ter). An instrument for performing arterioversion.

Arteritis (ar-te-ri'tis) [Gr. ἀρτηρία artery + -ιτις inflammation]. Inflammation of an artery. Compare *Endarteritis* and *Periarteritis.* **A. defor'mans,** chronic endarteritis. **A. oblit'erans,** endarteritis resulting in the obliteration or closure of the lumen of the vessel.

Artery (ar'ter-e) [L. *arte'ria,* from Gr. ἀήρ air + τηρεῖν to keep, because they were supposed by the ancients to contain air]. Any one of the vessels through which the blood passes from the heart to the various parts of the body. The walls of an artery consist of three coats: an outer coat (*tunica adventitia*), composed of connective tissue and elastic fibers; a middle coat (*tunica media*), made up of transverse elastic and muscular fibers; and an inner coat (*tunica intima*), made up of endothelial cells, surrounded by longitudinal elastic fibers and connective tissue. **End a.,** an artery which does not anastomose with another either directly or by its branches: called also *Terminal a.* **Naubauer's a.,** the inferior thyroid a. **Sylvian a.,** the middle cerebral artery. See *Table of Arteries* on page 78.

Arthragra (ar-thra'grah, ar'thrag-rah) [Gr. ἄρθρον joint + ἄγρα seizure]. A gouty seizure in a joint, or in the joints.

Arthral (ar'thral) [Gr. ἄρθρον joint]. Pertaining to a joint.

Arthralgia (ar-thral'je-ah) [Gr. ἄρθρον joint + ἄλγος pain]. Neuralgia or pain in a joint.

Arthralgic (ar-thral'jik) [Gr. ἄρθρον joint + ἄλγος pain]. Pertaining to arthralgia; affected with arthralgia.

Arthrectomy (ar-threk'to-me) [Gr. ἄρθρον joint + ἐκτομή excision]. The excision of a joint.

Arthrempyesis (ar''threm-pi-e'sis) [Gr. ἄρθρον joint + ἐμπύησις suppuration]. Suppuration in a joint.

Arthrifuge (ar'thrif-ūj) [*Arthritis* + L. *fuga're* to put to flight]. A cure for gout.

Arthritic (ar-thrit'ik). Pertaining to or affected with gout or arthritis.

Arthriticin (ar-thrit'is-in). A disinfectant and antarthritic, $C_6H_4(O.C_2H_5).N:(CH_2).NH(CH_2).NH_2.CO$.

Arthritis (ar-thri'tis) [Gr. ἄρθρον joint + -ιτις inflammation]. Inflammation of a joint. **Acute a.,** arthritis marked by pain, heat, redness, and swelling, due to gout, rheumatism, gonorrhea, or traumatism. **Acute gouty a.,** acute arthritis associated with gout. **Acute rheumatic a.,** a form of acute arthritis of rheumatic origin. **A. defor'mans,** chronic rheumatoid arthritis with resulting deformity from ossification of some parts of the

A TABLE OF THE ARTERIES.

The arteries in this table are arranged alphabetically, the names of the larger trunks being printed in larger type (small capitals), the names of the branches in ordinary type.

ARTERY.	ORIGIN.	DISTRIBUTION.	BRANCHES.
Aberrant.	An anomalous artery connecting the brachial with one of the arteries of the forearm.		
Acromial.	Acromiothoracic.	Part of the deltoid muscle.	
Acromial.	Suprascapular.	Helps form the acromial rete.	
Acromiothoracic.	First portion of the axillary.	Arm, shoulder, upper front portion of chest.	Acromial, clavicular, humeral, pectoral.
Adipose.	Branches of the diaphragmatic, capsular, and renal.	Fat around the kidney.	
Afferent.	Interlobular of kidneys.	Glomeruli of the kidney.	
Alar thoracic.	Second portion of the axillary.	Lymphatics of the axilla.	
Alveolar.	Posterior dental.	The gums.	
Anastomotic.	External plantar.	Outer side of the foot.	Anastomosing with the branches of dorsalis pedis.
Anastomotic.	Internal plantar.	Inner portion of the foot.	Anastomosing with branch of dorsalis pedis.
Anastomotic.	Middle meningeal.	Great wing of sphenoid bone.	Anastomosing with deep temporal.
Anastomotic.	Sciatic.	Outer rotator muscles of thigh.	Helps to form the crucial anastomosis.
Anastomotica magna.	Brachial.	Region of the elbow.	Anterior and posterior.
Anastomotica magna.	Superficial femoral.	Region of the knee.	Superficial and deep.
Angular.	Terminal branch of facial.	Lacrimal sac and inferior portion of orbicularis palpebrarum.	Anastomosing with the infraorbital.
Antral.	Posterior dental.	Antrum of Highmore.	
AORTA (abdominal).	Thoracic aorta.	The two common iliacs form its terminal branches.	Phrenic, celiac axis, superior mesenteric, suprarenal, lumbar, renal, spermatic, inferior mesenteric or ovarian, right and left common iliac, middle sacral.
AORTA (arch).	The left ventricle.	The thoracic aorta is its terminal branch.	Right and left coronary, innominate, left common carotid, left subclavian.
Aorta (primitive).	The aorta from its origin to the place from which the first branch arises.		
AORTA (thoracic).	Arch of aorta.	The abdominal aorta is its terminal branch.	Pericardiac, bronchial, esophageal, posterior mediastinal, intercostal, subcostal, diaphragmatic.
Appendicular.	Ileocolic.	Mesentery of vermiform appendix.	
Articular, middle.	Popliteal.	Crucial ligaments and knee-joint.	
Articular, superior, external.	Popliteal.	Crureus and knee.	
Articular, superior, internal.	Popliteal.	Knee.	
Ascending.	External circumflex.	Deep portions of gluteal muscles and hip-joint.	
Asternal.	Internal mammary.	Inner aspect of costal cartilages.	
Auditory, internal.	Basilar.	Internal ear.	

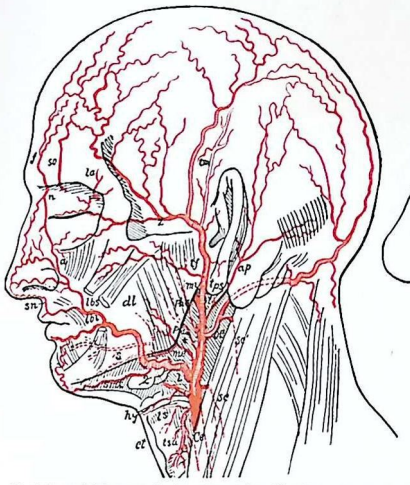

Facial and Temporal Arteries (after Henle).—*Ce*, external carotid; *tsu*, superior thyroid; *ls*, superior laryngeal; *et*, cricothyroid; *hy*, hyoid branch of lingual; *dl*, dorsal of tongue; *s*, sublingual; *me*, facial; *smt*, submental; *a*, angular; *lbi*, inferior labial; *lbs*, coronary of upper lip; *sx*, artery of nasal septum; *sc*, *sc'*, sternomastoids; *ap*, posterior auricular; *st*, stylomastoids; *pda*, ascending pharyngeal; *mi*, internal maxillary; *tps*, superficial temporal; *tf*, transverse facial; *tm*, middle temporal; *z*, external supra-orbital; *f*, frontal; *so*, supra-orbital; *la*, lacrimal; *n*, nasal; *, parotid branches of external carotid.

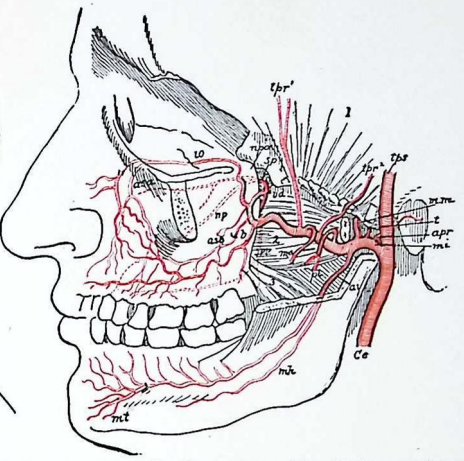

Internal Maxillary Artery (after Henle).—*mi*, internal maxillary; *ce*, external carotid; *tps*, superficial temporal; *apr*, deep auricular; *t*, anterior tympanic; *mm*, middle meningeal; *ai*, inferior dental; *mh*, mylohyoid; *mt*, mental; *tpr'*, deep anterior temporal; *pt*, pterygoid, *ma*, masseteric; *b*, buccinator; *asp*, posterior branch of superior alveolar; *io*, infra-orbital; *asa*, anterior branch of superior alveolar; *vd*, Vidian; *sp*, sphenopalatine, *pp*, pterygopalatine; *npo*, posterior nasal; *np*, nasopalatine; *tpr*2, deep posterior temporal.

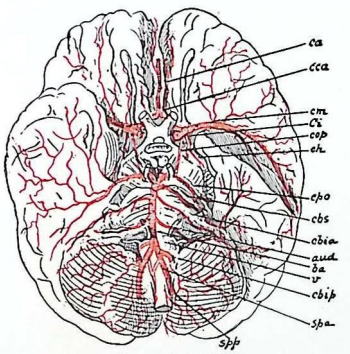

Arteries at Base of Brain (after Henle).—*ca*, anterior cerebral; *cca*, anterior communicating; *cm*, middle cerebral; *Ci*, internal carotid; *cop*, posterior communicating; *ch*, anterior choroid; *cpo*, posterior cerebral; *cbs*, superior cerebral; *cbia*, anterior inferior cerebellar; *aud*, internal auditory; *ba*, basilar; *v*, vertebral; *cbip*, posterior inferior cerebellar; *spa*, anterior spinal; *spp*, posterior spinal.

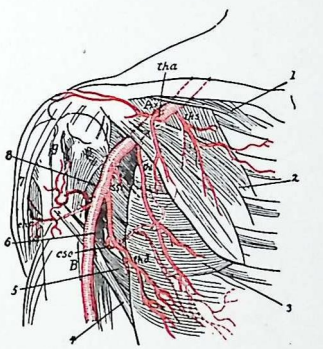

Axillary Artery and Branches (after Henle).—*Ax*, axillary; *B*, brachial; *ths*, superior thoracic; *tha*, acromiothoracic; *thl*, external mammary; *cha*, anterior circumflex; *chp*, posterior circumflex; *ss*, subscapular; *csc*, circumflex of scapula; 1, subclavius muscle; 2, pectoralis muscle; 3, serratus magnus; 4, latissimus dorsi; 5, teres major; 6, long head of triceps; 7, deltoid; 8, subscapular muscle; 9, bicipital groove.

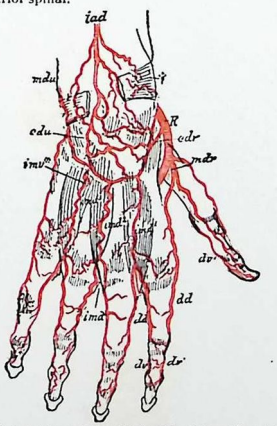

Dorsal Arteries of Hand (after Henle).—*cdr*, posterior radiocarpal; *cdu*, dorsal ulnocarpal; *mdr*, dorsal radiocarpal arteries; *mdu* posterior ulnocarpal; *imd*1, *imd*2, *imd*3, dorsal interossei; *pmr*, posterior perforating; *dd*, dorsal digital.

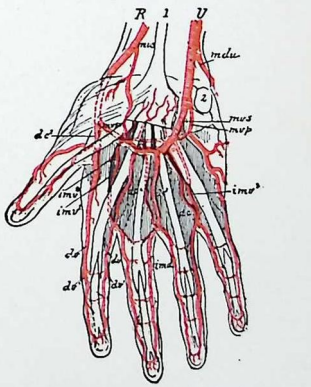

Palmar Arches (after Henle).—*R*, radial; *U*, ulnar; *mv*, superficial volar; *mvs*, arteria metacarpea volaris ulnaris sublimis; *mvp*, arteria metacarpea volaris radialis profunda; *mp*, arteria metacarpea volaris ulnaris profunda; *dc*1, *dc*2, *dc*3, palmar digitals; *imv*1, *imv*2, *imv*3, palmar interosseous; *imv*, posterior perforating; *dv*, collateral digital arteries.

A TABLE OF THE ARTERIES.—*Continued.*

Artery.	Origin.	Distribution.	Branches.
Auricular.	Occipital.	Auricle.	
Auricular, anterior, inferior.	Temporal.	Auricle.	
Auricular, deep.	Internal maxillary.	Tympanic membrane and integument of external auditory meatus.	
Auricular, left.	Left coronary artery.	Left auricle, pulmonary artery, and beginning of aorta.	
Auricular, posterior.	Fifth branch of external carotid.	Middle ear, mastoid cells, auricle, parotid gland, digastric and other muscles.	Stylomastoid, auricular, mastoid, parotid, and muscular.
Auricular, right.	Right coronary artery.	Right auricle, auricular septum, aorta.	
Axillary.	Subclavian.	Upper extremity, including pectoral muscles, axilla, side of chest, and shoulder.	Superior thoracic, acromiothoracic, long thoracic, alar thoracic, subscapular, anterior and posterior circumflex. The brachial is its terminal branch.
Azygos.	External plantar.	Articulations of the tarsus.	
Azygos.	Internal plantar.	The joints on inner side of foot.	Anastomosing with the branches from the external plantar.
Azygos.	Popliteal.	Knee.	
Azygos.	Sciatic.	Back part of capsule of hip-joint.	
Azygos.	Superior profunda.	Back part of elbow-joint.	Anastomosing with anastomotica magna and interosseous recurrent.
Azygos.	Suprascapular.	The shoulder-joint.	
Azygos.	Temporal.	Temporo-maxillary articulation.	
Basilar.	Right and left vertebral.	Cerebrum and cerebellum.	Transverse, internal auditory, anterior cerebellar, superior cerebellar, right and left posterior cerebral.
Bicipital.	Anterior circumflex.	Long tendon of biceps and shoulder-joint.	
Brachial.	Axillary.	Shoulder, arm, forearm, and hand.	Superior and inferior profunda, nutrient, anastomotica magna, muscular, radial and ulnar.
Brachiocephalic.	Same as *Innominate.*		
Bronchial, inferior.	Thoracic aorta.	Bronchi and lungs.	
Bronchial, superior.	Arch of aorta.	Bronchi.	
Buccal.	Facial.	Cheek-muscles.	
Buccal.	Internal maxillary.	Buccinator muscle and oral mucous membrane.	
Buccal.	Posterior dental.	Buccinator muscle.	
Buccinator.	Same as *Buccal a.*		
Bulb, artery of the.	Internal pudic.	Erectile tissue of bulb and corpus spongiosum.	
Calcanean, external and internal.	Peroneal.	Os calcis and surrounding tissues.	
Calcanean, inferior.	External plantar.	Inner surface of os calcis.	Anastomosing with internal calcanean.
Calcanean, middle.	Posterior tibial.	Os calcis.	
Callosal or calloso-marginal.	Anterior cerebral.	Callosal and marginal convolutions.	
Capsular.	Same as *Suprarenal.*		
Cardiac.	Gastric.	Cardiac end of the stomach.	
Carotid, common.	Innominate (on right side), arch of aorta (on left side).	Gives origin to external and internal carotids.	External and internal carotid.

A TABLE OF THE ARTERIES.—*Continued.*

Artery.	Origin.	Distribution.	Branches.
Carotid, external.	Common carotid.	Front and back of the neck, face, side of the head, integuments, meninges, middle ear, thyroid gland, tongue, tonsils.	Ascending pharyngeal, superior thyroid, lingual, facial, occipital, posterior auricular, temporal, internal maxillary.
Carotid, internal.	Common carotid.	Large portion of brain, the orbit, internal ear, nose, and forehead.	Tympanic, Vidian, arteria receptaculi, pituitary, Gasserian, meningeal, ophthalmic, posterior communicating, anterior choroid, anterior cerebral, middle cerebral.
Carpal.	Radial.	Lower end of radius and wrist.	Helps form the anterior carpal rete.
Carpal.	Ulnar.	Carpus.	Helps form the posterior carpal rete.
Caudate.	Middle cerebral.	Head of caudate nucleus.	
Caval.	Right phrenic.	Vena cava.	
Cecal, anterior.	Inferior mesenteric.	Anterior portion of the cecum.	
Cecal, posterior.	Posterior mesenteric.	Posterior portion of the cecum.	
Celiac axis.	Abdominal aorta.	Esophagus, stomach, duodenum, spleen, pancreas, liver, and gall-bladder.	Gastric, hepatic, splenic.
Central (of retina), or of Zinn.	Ophthalmic.	Retina.	
Cerebellar, anterior.	Basilar.	Lower anterior surface of cerebellum.	
Cerebellar, inferior.	Vertebral.	Cerebellar cortex and vermiform process.	Inferior vermiform and hemispheral.
Cerebellar, superior.	Basilar.	Circumference of cerebellum and superior vermiform process.	Superior vermiform and hemispheral.
Cerebral, anterior.	Internal carotid.	Frontal lobe, corpus callosum, olfactory and optic tracts.	Anterior communicating, ganglionic, commissural, hemispheral.
Cerebral, middle.	Internal carotid.	Frontal, parietal, and temporosphenoidal lobes, basal ganglia, and island of Reil.	Ganglionic, hemispheral.
Cerebral, posterior or inferior.	Basilar.	Occipital and temporosphenoidal lobes.	Ganglionic, hemispheral.
Cervical.	Uterine.	Cervix uteri.	
Cervical, ascending.	Inferior thyroid.	Muscles of neck, vertebræ, and spinal canal.	Muscular, spinal, and phrenic.
Cervical, deep.	Superior intercostal.	Deep muscles of back of neck.	Muscular, anastomotic, vertebral.
Cervical, descending.	Deep cervical.	Tissues of the neck.	
Cervical, superficial.	Transverse cervical.	Muscles of back of neck and scapular region.	
Cervical, transverse (transversalis colli).	Thyroid axis.	Muscles of neck and scapular region.	Superficial cervical and posterior scapular.
Chiasmic.	Anterior cerebral.	First part of the optic nerve.	
Choroid, anterior.	Internal carotid.	Hippocampus major and corpus fimbriatum.	
Choroid, posterior.	Posterior cerebral.	Velum interpositum and choroid plexus.	
Ciliary.	Ophthalmic.	Eye.	
Circumflex, anterior.	Axillary.	Pectoralis major, biceps, and shoulder-joint.	Pectoral and bicipital.
Circumflex, external.	Profunda femoris.	Muscles of the thigh.	Ascending, transverse, and descending.
Circumflex iliac, deep.	External iliac.	Upper portion of thigh and abdominal muscles.	Muscular and cutaneous.

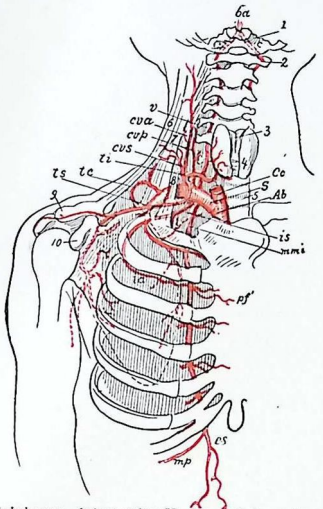

Subclavian Artery (after Henle).—*Ab*, innominate; *Cc*, common carotid; *S*, subclavian; *v*, vertebral; *ba*, basilar; *mmi*, internal mammary; *es*, superior epigastric; *mp*, musculophrenic; *is*, superior intercostal; *cvp*, deep cervical; *ti*, inferior thyroid; *cva*, ascending cervical; *cvs*, superficial cervical; *ts*, suprascapular; *tc*, posterior scapular.

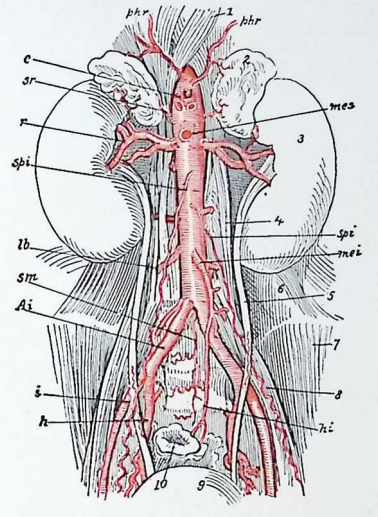

The Abdominal Aorta (after Henle).—*Ai*, common iliac; *i*, external iliac; *h*, internal iliac; *sm*, middle sacral; *phr*, inferior phrenic; *lb*, lumbar; *c*, celiac; *mes*, superior mesenteric; *mei*, inferior mesenteric; *sr*, capsular; *r*, renal; *spi*, internal spermatic; *hi*, internal hemorrhoidal.

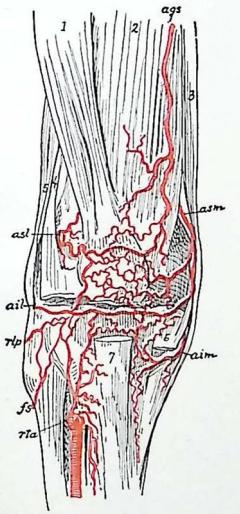

Arteries of Front of Knee (after Henle).—*asm*, superior internal articular; *aim*, inferior internal articular; *rta*, anterior tibial recurrent; *fs*, superior fibular; *rlp*, posterior tibial recurrent; *ail*, inferior external articular; *asl*, superior external articular.

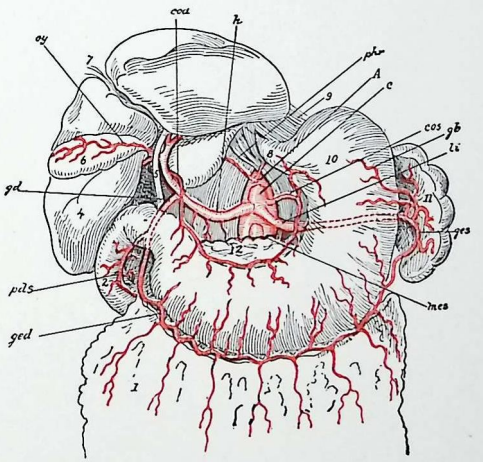

The Celiac Artery and Branches (after Henle).—*A*, aorta; *phr*, inferior phrenic; *c*, celiac; *cod*, pyloric; *cos*, coronary; *h*, hepatic; *cy*, cystic; *gd*, gastroduodenal; *pds*, superior pancreaticoduodenal; *ged*, right-gastro-epiploic; *li*, splenic.

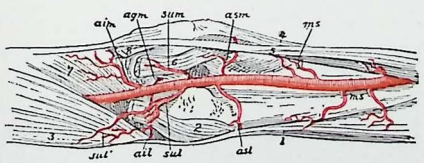

Popliteal Artery (after Henle).—*sul*, *sum*, sural arteries; *sul'*, superficial sural; *asm*, superior internal articular; *asl*, superior external articular; *aim*, inferior internal articular; *ail*, inferior external articular; *agm*, middle articular.

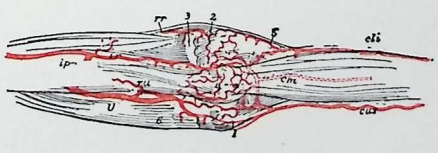

The Cubital Rete (after Henle).—*eli*, radial profunda; *cus*, superior profunda; *cm*, collateralis media; *rr*, radial recurrent; *ip*, recurrent interosseous; *ip*, posterior interosseous; *U*, ulnar; *ru*, ulnar recurrent; 1, internal epicondyle; 2, external epicondyle; 3, head of radius; 4, olecranon; 5, branchioradial muscle; 6, internal ulnar muscle.

A TABLE OF THE ARTERIES.—*Continued.*

Artery.	Origin.	Distribution.	Branches.
Circumflex iliac, superficial.	Common femoral.	Iliacus and sartorius muscles, inguinal glands, and skin of thigh.	
Circumflex, internal.	Profunda femoris.	Muscles of the thigh.	
Circumflex, posterior.	Axillary.	Deltoid, triceps, teres minor, and shoulder-joint.	Acromial, articular, muscular, nutrient.
Clavicular.	Acromiothoracic.	Subclavius muscle.	
Coccygeal.	Sciatic.	Integument over the coccyx.	
Cochlear.	Internal auditory.	Cochlea.	
Colic, left.	Inferior mesenteric.	Descending colon.	
Colic, middle.	Superior mesenteric.	Transverse colon.	
Colic, right.	Superior mesenteric.	Ascending colon.	
Colic, transverse.	Colic, middle.	Transverse colon.	
Commissural.	Anterior cerebral.	Callosum.	
Communicating.	Dorsalis pedis.	Terminates in the plantar arch.	The princeps hallucis.
Communicating (or Perforating).	Deep palmar arch.	Inosculates with the dorsal interosseous arteries.	
Communicating, anterior.	Anterior cerebral.	Helps form the circle of Willis; supplies the caudate nucleus.	
Communicating, posterior.	Posterior carotid.	Helps form circle of Willis; supplies uncinate gyrus and optic thalamus.	Uncinate, middle thalamic.
Coronary, inferior.	Facial.	Lower lip.	
Coronary, left.	Left anterior sinus of Valsalva.	Heart.	Left auricular, anterior interventricular, left marginal, terminal.
Coronary, right.	Right anterior sinus of Valsalva.	Heart.	Right auricular, preventricular, right marginal, posterior interventricular, transverse.
Coronary of stomach.	See *Gastric* and *Pyloric.*		
Coronary, superior.	Facial.	Upper lip.	Artery of nasal septum.
Corpus cavernosum, of the.	Dorsal artery of penis.	Corpus cavernosum.	
Cremasteric.	Deep epigastric.	Cremaster muscle.	
Cremasteric.	Spermatic.	Cremaster muscle.	Anastomosing with the cremasteric of the deep epigastric.
Cricothyroid.	See *Laryngeal, inferior.*		
Crural.	See *Femoral.*		
Cystic.	Hepatic.	Gall-bladder.	
Deferential.	Superior vesical.	Vas deferens.	
Dental, anterior.	Infraorbital.	Incisor and canine teeth, and antrum.	
Dental, inferior.	See *Mandibular.*		
Dental, posterior (or alveolar).	Internal maxillary.	Maxillary antrum, teeth of upper jaw, gums, and cheek.	Antral, dental, alveolar buccal.
Dental, superior.	Posterior dental.	Molar and bicuspid teeth of upper jaw.	
Descending.	External circumflex.	Muscles of thigh.	
Descending, superficial.	External carotid.	Neck.	
Diaphragmatic.	Thoracic aorta.	Diaphragm.	
Digital.	External plantar.	Three outer toes and outer side of second toe.	
Digital, palmar.	Superficial palmar arch.	Ulnar side of index finger and both sides of other fingers.	
Diploic.	Supraorbital.	Diploë of frontal sinuses.	
Dorsal (of penis).	Pudic.	Penis.	

A TABLE OF THE ARTERIES.—*Continued.*

Artery.	Origin.	Distribution.	Branches.
Dorsal (scapular).	Subscapular.	Muscles of scapula and shoulder.	Infrascapular.
Dorsalis hallucis.	Dorsalis pedis.	Great toe and inner side of second toe.	
Dorsalis indicis.	Radial.	Dorsal side of index finger.	
Dorsalis linguæ.	Lingual.	Dorsum of tongue, pillars of fauces, and tonsils.	
Dorsalis pedis.	Anterior tibial.	Tarsus, metatarsus, great and second toes, plantar arch.	Tarsal, metatarsal, dorsalis hallucis, communicating.
Dorsalis pollicis.	Radial.	Dorsal side of thumb.	
Duodenal, superior, right.	See *Pancreatico-duodenal, superior.*		
Dural.	See *Meningeal.*		
Emulgent.	See *Renal.*		
Epididymal.	Spermatic.	Epididymis.	
Epigastric, deep.	External iliac.	Abdominal muscles, cremaster, and peritoneum.	Cremasteric, pubic, muscular, cutaneous, terminal.
Epigastric, superficial.	Common femoral.	Integument of abdomen and superficial fascia.	
Epigastric, superior.	Internal mammary.	Abdominal muscles, diaphragm, liver, and peritoneum.	Phrenic, xiphoid, cutaneous, muscular, hepatic, and peritoneal.
Epiploic.	Gastro-epiploic.	Omentum.	
Epiploic.	See *Omental.*		
Esophageal.	Gastric.	Esophagus.	
Esophageal.	Inferior thyroid.	Esophagus.	
Esophageal.	Left phrenic.	Esophagus.	
Esophageal.	Thoracic aorta.	Esophagus.	
Esophageal, inferior.	Coronary (of stomach).	Esophagus.	
Ethmoidal, anterior.	Ophthalmic.	Anterior ethmoid cells, dura mater, nose, frontal sinuses, skin of face.	Ethmoidal, meningeal, nasal, frontal, cutaneous.
Ethmoidal, posterior.	Ophthalmic.	Posterior ethmoidal cells, dura mater, nose.	Ethmoidal, meningeal, nasal.
Eustachian.	Pterygopalatine.	Eustachian tube.	
Facial.	External carotid.	Pharynx, lower jaw, lip, nose, orbit, lacrimal sac.	Inferior palatine, tonsillar, muscular, submental, masseteric, buccal, inferior labial, inferior and superior coronary, lateralis nasi, angular.
Facial, transverse.	Temporal.	Parotid gland, masseter muscle, skin of face.	
Fallopian.	Ovarian.	Ampulla and fimbriated extremity of Fallopian tube.	
Femoral, common.	External iliac.	Lower portion of abdominal wall, upper part of thigh, genitalia, knee, and leg.	Superficial epigastric, external circumflex iliac, superficial external pudic, deep external pudic, profunda femoris, muscular, anastomotica magna, popliteal.
Femoral, profunda or deep.	Common femoral.	Muscles of thigh and hip-joint.	External circumflex, internal circumflex, and three perforating.
Femoral, superficial.	Common femoral.	Muscles of thigh and knee-joint.	Muscular, saphenous, anastomotica magna.
Frenum linguæ, artery of the.	Sublingual.	Frenum of tongue.	
Funicular.	Superior vesical.	Round ligament.	
Gasserian.	Internal carotid.	Gasserian ganglion.	
Gasserian.	Middle meningeal.	Gasserian ganglion and Meckel's space.	
Gastric (or coronary).	Celiac axis.	Esophagus, lesser curvature of stomach.	Esophageal, cardiac, gastric.

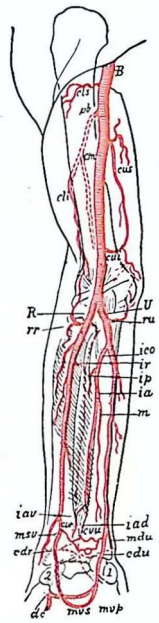

Fig. 1.

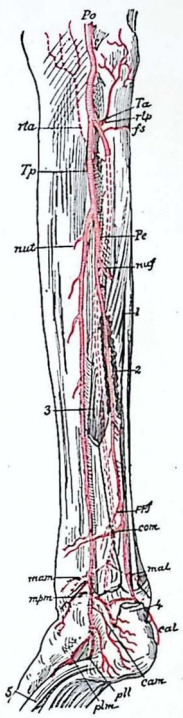

Fig. 2.

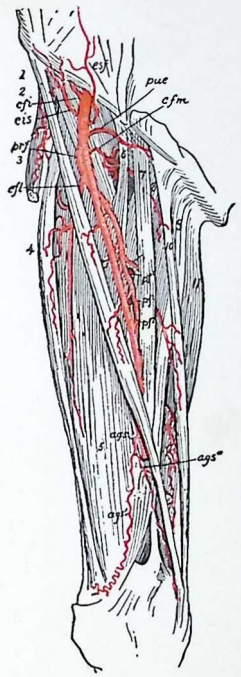

Fig. 3.

Fig. 1.—*Brachial Artery and Branches* (after Henle).—*B*, brachial; *R*, radial; *U*, ulnar; *cls*, deltoid artery; *cli*, deep radial; *pb*, superior profunda; *cm*, arteria collateralis media; *cui*, anastomotic; *rr*, anterior radial recurrent; *ru*, anterior ulnar recurrent; *ico*, common interosseous; *ia*, anterior interosseous; *ip*, posterior interosseous; *ir*, posterior interosseous recurrent; *iav*, palmar anterior interosseous; *iad*, dorsal anterior interosseous; *m*, median; *cvr*, anterior radiocarpal; *cvu*, anterior ulnocarpal; *cdr*, posterior radiocarpal; *cdu*, posterior ulnocarpal; *mdu*, posterior ulnocarpal; *mvs*, superficial volar; *mvp*, ulnar part of deep palmar arch; *dc*, first palmar digital.

Fig. 2.—*Posterior Tibial Artery* (after Henle).—*Po*, popliteal; *Ta*, anterior tibial; *Tp*, posterior tibial; *Pe*, peroneal; *rta*, anterior tibial recurrent; *rtp*, posterior tibial recurrent; *fs*, superior fibular; *nuf*, nutrient of fibula; *nut*, nutrient of tibia; *ppf*, anterior peroneal; *com*, transverse anastomotic; *mam*, anterior medial malleolar; *mal*, internal malleolar; *mpm*, posteromedian malleolar; *cam*, middle calcaneal, *plm*, internal plantar; *pll*, external plantar.

Fig. 3.—*Femoral Artery* (after Henle).—*cfi*, common femoral; *esp*, superficial epigastric; *eis*, superficial circumflex iliac; *pue*, external pudic; *prf*, deep femoral; *cfl*, external circumflex of thigh; *cfm*, internal circumflex of thigh; *pf*1, first perforating; *pf*2, second perforating; *pf*3, third perforating; *ags*, anastomotica magna; *sf*, superficial femoral.

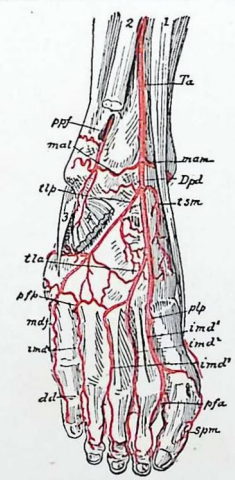

Dorsal Arteries of Foot (after Henle).—*Ta*, anterior tibial; *Dpd*, dorsal; *ppf*, anterior peroneal; *mam*, anteromedian malleolar; *mal*, internal malleolar; *tsm*, internal supratarsal; *tlp*, external tarsal; *tla*, metatarsal; *plp*, deep plantar; *imd*1, *imd*2, *imd*3, the dorsal interossei; *pfp*, posterior perforating; *pfa*, anterior perforating; *spm*, superficial median of the foot.

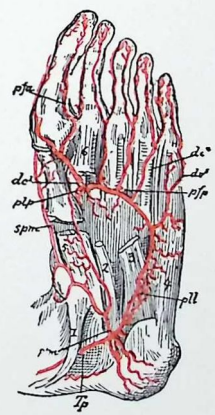

Plantar Arteries (after Henle).—*Tp*, posterior tibial; *plm*, internal plantar; *pll*, external plantar; *plp*, deep plantar; *spm*, superficial median of foot; *dc*1, *dc*2, *dc*3, *dc*4, palmar interosseous arteries; *dd*5, digital plantar of little toe; *pfp*, posterior perforating; *pfa*, anterior perforating.

A TABLE OF THE ARTERIES.—*Continued.*

Artery.	Origin.	Distribution.	Branches.
GASTRODUODENAL.	Hepatic.	Stomach, duodenum, and pancreas.	Pyloric, right gastro-epiploic, and superior pancreaticoduodenal.
Gastro-epiploic, left.	Splenic.	Stomach and omentum.	
Gastro-epiploic, right.	Gastroduodenal.	Stomach and omentum.	
Gastrohepatic.	See *Coronary, of the stomach.*		
Genital.	See *Pudic, internal.*		
Gingival.	See *Alveolar.*		
Glandular.	Facial.	Submaxillary gland.	
Glaserian (or tympanic).	Internal maxillary.	Tympanum and laxator tympani muscle.	
Gluteal.	Internal iliac, posterior branch.	Gluteal muscles, gluteal region, pelvic muscles.	Muscular, superficial and deep.
Gustatory (or lingual).	Inferior dental.	Lingual nerve.	
Helicine.		The arteries of erectile and cavernous tissue, as in the penis, uterus, etc.	
Hemispheral.	Inferior cerebellar.	Cerebellar cortex.	
Hemispheral.	Superior cerebellar.	Cerebellar cortex.	
Hemorrhoidal, inferior (or external).	Pudic.	Sphincter muscle, levator ani.	
Hemorrhoidal, middle (rectal, middle).	Internal iliac, anterior branch.	Middle portion of rectum.	
Hemorrhoidal. superior.	Inferior mesenteric.	Upper part of rectum.	
HEPATIC.	Celiac axis.	Pylorus, part of stomach, pancreas, part of duodenum, liver.	Pyloric or subpyloric, pancreatic, gastroduodenal, right and left terminal.
Hepatic, left (or terminal).	Gastric.	Left lobe of liver.	
Hepatic, right (or terminal).	Hepatic.	Right lobe of liver.	Cystic.
Humeral.	See *Brachial.*		
Humeral, thoracic.	Acromiothoracic.	Pectoralis major, deltoid, and integuments.	Anastomosing with circumflex.
Hyaloid.	Central artery of retina.	Crystalline lens.	
Hyoid.	See *Infrahyoid* and *Suprahyoid.*		
Hypogastric (or umbilical).	Anterior branch of internal iliac.	Vesical branches: seen only in fetus.	
Ileocolic.	Superior mesenteric.	Cecum and adjacent bowel.	
Iliac, circumflex.	See *Circumflex iliac, deep.*		
ILIAC, common.	Abdominal aorta.	Peritoneum, psoas, ureter, and external and internal iliac arteries.	Peritoneal, ureteric, external and internal iliac.
ILIAC, external.	Common iliac.	Abdominal muscles, genitals, lower limb.	Epigastric, circumflex iliac, muscular, femoral.
ILIAC, internal.	Common iliac.	Pelvic viscera, generative organs, inner side of thigh.	Anterior and posterior trunk.
ILIAC, internal (anterior branch).	Internal iliac.	Bladder, pelvic and genital organs, hip-joint, thigh.	Superior, middle, and inferior vesical, middle hemorrhoidal, uterine, vaginal, obturator, internal pudic, sciatic.
ILIAC, internal (posterior branch).	Internal iliac.	Muscles of abdomen, hip, sacrum, and gluteal region.	Iliolumbar, lateral sacral, and gluteal.
Iliolumbar.	Internal iliac, posterior branch.	Muscles and bones of pelvis.	Iliac and lumbar.
Incisive.	Mandibular.	Incisor teeth.	
Infrahyoid.	Superior thyroid.	Infrahyoid bursa and thyrohyoid muscle.	

A TABLE OF THE ARTERIES.—*Continued.*

Artery.	Origin.	Distribution.	Branches.
Infraorbital.	Internal maxillary.	Upper lip, lower eyelid, lacrimal sac, side of nose.	Orbital, anterior dental, nasal.
Infrascapular.	Dorsal scapular.	Subscapularis, scapula, and shoulder-joint.	
INNOMINATE.	Arch of the aorta.	Right side of head and neck, right side of trunk, and right arm.	Right carotid, right subclavian, occasionally thyroidea ima.
Intercostal, anterior.	Internal mammary.	Intercostal muscles, upper ribs, and pectoralis major.	
Intercostal, anterior.	Musculophrenic.	Lower intercostal spaces.	
INTERCOSTAL, superior.	Subclavian.	Neck and upper portion of thorax.	Deep cervical, first intercostal, aberrant.
Interlobular.	Renal.	Malpighian bodies and uriniferous tubules.	
Interosseous, anterior.	Common interosseous.	Muscles of the forearm.	
INTEROSSEOUS, common.	Ulnar.	Deep structures of the forearm.	Anterior and posterior interosseous.
Interosseous, posterior.	Common interosseous.	Muscles and deep structures back of forearm.	Posterior interosseous recurrent.
Interpeduncular.	Posterior cerebral.	Posterior perforated space and lower portion of peduncles.	
Interventricular, anterior.	Left coronary.	Ventricles and interventricular septum.	
Interventricular, posterior.	Right coronary.	Ventricles and interventricular septum.	
Labial, inferior.	Facial.	Lower lip.	
Labial, superior.	See *Coronary, superior.*		
Lacrimal.	Middle meningeal.	Orbit.	
Lacrimal.	Nasal.	Lacrimal sac.	
Lacrimal.	Ophthalmic.	Lacrimal gland, eye muscles, cheek, and eyelids.	Recurrent lacrimal, muscular, palpebral, malar, ciliary.
Laryngeal, inferior.	Inferior thyroid.	Larynx.	
Laryngeal, superior (or internal).	Superior thyroid.	Mucous membrane and intrinsic muscles of larynx.	
Lenticular.	Middle cerebral.	Lenticular nucleus.	
Lenticulo-optic.	Middle cerebral.	Posterior portion of internal capsule and anterior portion of optic thalamus.	
Lenticulostriate.	Middle cerebral.	Lenticular and caudate nuclei.	
Lenticulothalamic.	Posterior cerebral.	Posterior end of lenticular nucleus and thalamus.	
LINGUAL.	External carotid.	Tongue, sublingual gland, tonsil, epiglottis.	Hyoid, dorsalis linguæ, sublingual, ranine.
Lumbar (4 pairs).	Abdominal aorta.	Abdominal walls, vertebræ, lumbar muscles, and renal capsules.	Muscular, vertebral, dorsal, renal.
Malar.	Lacrimal.	Temporal fossa.	
Mammary, external.	See *Thoracic, long.*		
Mammary, glandular.	Aortic intercostal.	Mammary gland.	
MAMMARY, internal.	Subclavian.	Thorax and thoracic structures.	Superior phrenic, mediastinal, pericardiac, sternal, anterior intercostal, perforating, musculophrenic, superior epigastric, internal mammary.
Mandibular.	Internal maxillary.	Teeth of the lower jaw.	Incisive and mental.
Mastoid.	Occipital.	Dura mater, lateral sinus, mastoid cells.	
Mastoid.	Posterior auricular.	Posterior belly of the occipitofrontalis muscle.	

A TABLE OF THE ARTERIES.—*Continued.*

Artery.	Origin.	Distribution.	Branches.
Mastoid.	Stylomastoid.	Mastoid cells and antrum.	
Maxillary, internal.	External carotid.	Structures indicated by the names of branches.	Deep auricular, tympanic, middle meningeal, small meningeal, mandibular, deep temporal, pterygoid, masseteric, buccal, alveolar, infraorbital, posterior palatine, Vidian, pterygopalatine, sphenopalatine.
Meatal.	Stylomastoid.	External auditory meatus.	
Median.	Anterior interosseous.	Median nerve and superficial palmar arch.	
Mediastinal, anterior.	Internal mammary.	Anterior mediastinum, thymus gland.	
Mediastinal, posterior.	Thoracic aorta.	Posterior mediastinum.	
Medullary.	Peroneal.	Fibula.	
Medullary.	Posterior tibial.	Tibia.	Ascending and descending.
Medullary.	Renal.	Malpighian pyramids.	
Meningeal.	Ascending pharyngeal.	Cerebral membranes.	
Meningeal.	Posterior ethmoidal.	Dura mater.	
Meningeal, anterior.	Internal carotid.	Dura mater.	
Meningeal, middle or great.	Internal maxillary.	Cranium and dura mater.	Anterior and posterior.
Meningeal, posterior.	Occipital.	Dura mater.	
Meningeal, posterior.	Vertebral.	Dura mater.	
Meningeal, small.	Internal maxillary.	Gasserian ganglion and dura mater.	
Mental.	Facial.	Chin and lower lip.	
Mental.	Mandibular.	Chin and lower lip.	Lingual and mylohyoidean.
MESENTERIC, inferior.	Abdominal aorta.	Lower half of colon and rectum.	Left colic, sigmoid, superior hemorrhoidal.
Mesenteric, middle.	An occasional branch of common iliac.	Transverse and descending colon.	
MESENTERIC, superior.	Abdominal aorta.	Small intestine and upper half of colon.	Inferior pancreaticoduodenal, middle and right colic, iliocolic, vasa intestina tenuis, unnamed.
Metacarpal.	Radial.	Sides of fingers on dorsal aspect.	
Metatarsal.	Dorsalis pedis.	Toes.	Third dorsal interosseous.
Musculophrenic.	Internal mammary.	Intercostal spaces, muscles of abdomen, diaphragm,	Phrenic, anterior intercostals, muscular.
Nasal.	Ophthalmic.	Lacrimal sac and dorsum of nose.	Lacrimal and transverse nasal.
Nasopalatine.	See *Sphenopalatine.*		
Neubauer's.	Same as *Thyroid, deep.*		
Obturator.	Anterior division, internal iliac.	Ilium, bladder, iliacus, muscles of hip.	Iliac, vesical, pubic, pelvic.
OCCIPITAL.	External carotid.	Muscles of neck and scalp.	Sternomastoid, auricular, meningeal, mastoid, princeps cervicis, communicating, muscular, cranial branches.
Omental (or epiploic).	Hepatic.	Omentum.	
Omphalomesenteric.	Primitive aorta.	Afterward becomes the umbilical.	
OPHTHALMIC.	Internal carotid.	Eye, adjacent structures, and adjacent parts of face.	Lacrimal, supraorbital, central artery of retina, muscular, ciliary, posterior and anterior ethmoidal, palpebral, frontal, nasal.

A TABLE OF THE ARTERIES.—*Continued.*

Artery.	Origin.	Distribution.	Branches.
Orbital (three or four).	Anterior cerebral.	First frontal convolution and olfactory bulb.	
Orbital.	Infraorbital.	Fat of orbit; inferior rectus and inferior oblique muscles.	
Orbital.	Temporal.	Orbicularis palpebrarum and orbit.	
Ovarian.	Abdominal aorta.	Ovary, ureter, Fallopian tube, uterus.	Ureteral, Fallopian, uterine, ligamentous.
Palatine.	Ascending pharyngeal.	Soft palate.	
Palatine, ascending (or inferior).	Facial.	Upper part of pharynx, palate, and tonsils.	Palatine, tonsillar.
Palatine, descending.	Internal maxillary.	Soft and hard palates.	Anterior and posterior.
Palmar, digital.	See *Digital, palmar.*		
Palmar, interosseous.	See *Interosseous, palmar.*		
Palmar arch, deep.	Radial.	Palm and fingers.	Perforating, palmar interosseous, recurrent carpal.
Palmar arch, superficial.	Ulnar.	Palm and fingers.	Communicating, digital, muscular, cutaneous.
Palpebral.	Lacrimal.	Eyelids and conjunctivæ.	
Palpebral.	Supraorbital.	Upper eyelid.	
Palpebral, external.	Ophthalmic.	Eyelid.	
Palpebral, inferior.	Ophthalmic.	Conjunctiva, lacrimal sac, caruncle, and lower lid.	
Palpebral, superior.	Ophthalmic.	Upper eyelid.	
Pancreatic.	Hepatic.	Pancreas.	
Pancreatic.	Splenic.	Pancreas.	
Pancreaticoduodenal, inferior.	Superior mesenteric.	Pancreas and duodenum.	
Pancreaticoduodenal, superior.	Gastroduodenal.	Pancreas and duodenum.	
Parietal.	Middle cerebral.	Inferior and ascending parietal convolutions.	
Parotid.	Posterior auricular.	Parotid gland.	
Parotid.	Temporal.	Parotid gland.	
Pectoral.	Acromiothoracic.	Pectoral muscles and mammary gland.	
Pectoral.	Anterior circumflex.	Pectoralis major.	
Perforating (or posterior communicating).	Deep palmar arch.	Inosculate with dorsal interosseous.	
Perineal, superficial.	Pudic.	Perineum and integuments of scrotum.	Transverse perineal.
Perineal, transverse.	Perineal, superficial.	Perineum.	
Peroneal.	Posterior tibial.	Outside and back of ankle, deep muscles of calf.	Anterior peroneal, muscular, medullary, communicating, cutaneous, external calcaneum, posterior peroneal.
Peroneal, anterior.	Peroneal.	Peroneus tertius and inferior tibiofibular joint.	
Peroneal, posterior.	Peroneal.	External malleolus and heel.	
Pharyngeal.	Pterygopalatine.	Roof of the pharynx.	
Pharyngeal.	Sphenopalatine.	Roof and neighboring parts of pharynx.	
Pharyngeal.	Vidian.	Roof of the pharynx.	
Pharyngeal, ascending.	External carotid.	Muscles and nerves of neck, pharynx, soft palate, tympanum, and membranes of brain.	Prevertebral, pharyngeal, palatine, tympanic, meningeal.
Pharyngeal, descending.	Sphenopalatine.	Roof of mouth and pharynx.	

A TABLE OF THE ARTERIES.—*Continued.*

Artery.	Origin.	Distribution.	Branches.
Phrenic.	Ascending cervical.	Phrenic nerve.	
Phrenic.	Musculophrenic.	Diaphragm.	
Phrenic.	Superior epigastric.	Diaphragm.	
Phrenic, inferior, left.	Aorta, abdominal.	Diaphragm and structures indicated by names of branches.	Esophageal, left superior suprarenal, splenic, pericardiac, terminal.
Phrenic, inferior, right.	Aorta, abdominal.	Diaphragm and structures indicated by names of branches.	Right superior suprarenal, caval, hepatic, pericardiac, and terminal.
Phrenic, superior (called also *comes nervi phrenici*).	Internal mammary.	Pleura, pericardium, and diaphragm.	
Pituitary.	Internal carotid.	Pituitary body.	
Plantar arch.	External plantar.	Anterior parts of foot and toes.	Articular and plantal digital, posterior perforating, and unnamed branches.
Plantar, deep.	Metatarsal.	Helps form plantar arch.	
Plantar, digital (4).	Plantar arch.	Third, fourth, and fifth, and outer side of second toe.	
Plantar, external.	External tibial.	Sole and toes.	Muscular, calcaneal, cutaneous, anastomotic, posterior perforating, plantar arch.
Plantar, internal.	Posterior tibial.	Inner side of foot.	Muscular, cutaneous, articular, anastomotic, superficial digital.
Plantar, pollicar.	Anterior tibial, or external plantar.	Great toe.	
Pleural.	Intercostal.	Pleura.	
Popliteal.	Femoral.	Knee and leg.	Cutaneous, superior and inferior muscular, articular, superior and inferior external, superior and inferior internal and azygos, anterior and posterior tibial.
Princeps cervicis.	Occipital.	Muscles of the neck.	Superficial and deep.
Princeps hallucis.	Communicating of dorsalis pedis.	First and second toes.	
Princeps pollicis.	Radial.	Thumb.	
Profunda femoris (deep femoral).	Femoral.	Muscles of thigh.	External and internal circumflex, four perforating.
Profunda, inferior.	Brachial.	Triceps, elbow-joint.	
Profunda, superior.	Brachial.	Humerus, muscles and skin of arm.	Ascending, cutaneous, articular, nutrient, muscular.
Pterygoid, external.	Internal maxillary.	External pterygoid muscle.	
Pterygoid, internal.	Internal maxillary.	Internal pterygoid muscle.	
Pterygopalatine.	Internal maxillary.	Pharynx, Eustachian tubes, and sphenoidal cells.	Pharyngeal, Eustachian, sphenoidal.
Pubic.	Epigastric, deep.	Pubic region.	
Pubic.	Obturator.	Pubic region.	
Pudic, external, deep (or inferior).	Femoral, common.	Skin of scrotum (or labia in female).	
Pudic, external, superficial (or superior).	Common, femoral.	Skin above pubes and external genitalia.	
Pudic, internal.	Internal iliac, anterior trunk.	External genital organs.	Inferior hemorrhoidal, superficial perineal, transverse perineal, muscular, arteries of bulb, crus, and dorsal of penis.
Pulmonary.	Right ventricle.	Lungs.	Right and left pulmonary.
Pyloric, inferior.	Gastroduodenal or right gastro-epiploic.	Pyloric end of the stomach.	
Pyloric, superior.	Hepatic.	Pyloric end of the stomach.	

A TABLE OF THE ARTERIES.—*Continued.*

Artery.	Origin.	Distribution.	Branches.
Quadrate.	Anterior cerebral.	Quadrate convolution of brain.	
Radial.	Brachial.	Forearm, wrist, hand.	Radial recurrent, muscular, anterior and posterior radial carpal, superficial volar, metacarpal, dorsalis pollicis, dorsalis indicis, deep palmar arch.
Radial carpal, anterior and posterior.	Radial.	Wrist,	
Radial, profunda.	Superior profunda of arm.	Back of elbow.	
Radial recurrent, anterior.	Radial.	Elbow and muscles of forearm.	
Radial recurrent, posterior.	Posterior interosseous (forearm).	Elbow.	
Radialis indicis.	Radial.	Index finger.	
Ranine.	Lingual.	Tongue and oral mucous membrane.	
Rectal.	Lateral sacral.	Rectum.	
Rectal.	Middle sacral.	Rectum.	
Recurrent.	Deep palmar arch.	Carpal joints.	
Recurrent, posterior interosseous.	Posterior interosseous.	Elbow.	
Renal.	Abdominal aorta.	Kidney.	Inferior suprarenal, capsular, ureteral.
Sacral, lateral.	Internal iliac.	Structures around sacrum.	Spinal, rectal, muscular.
Sacral, middle (or *sacra media*).	Continuation of aorta.	Sacrum and coccyx.	
Saphenous.	Occasional branch of common femoral.	Accompanies saphenous vein.	
Saphenous, small.	Popliteal (occasional).	External malleolus.	
Scapular, dorsal.	Subscapular.	Muscles of infraspinous fossa.	Infrascapular.
Scapular, posterior.	Transverse cervical.	Scapular muscles.	Supraspinous, infraspinous, subscapular, muscular.
Sciatic.	Internal iliac, anterior division.	Muscles at back of pelvis, sciatic nerve, and hip-joint.	Coccygeal, inferior gluteal, muscular, anastomotic, articular, cutaneous, comes nervi ischiadici, vesical, rectal, prostatic.
Scrotal, anterior.	Inferior external pudic.	Anterior part of scrotum.	
Scrotal, posterior.	Internal pudic.	Posterior portion of scrotum.	
Septal, ascending.	Sphenopalatine.	Mucous membrane of nasal septum.	
Sigmoid.	Inferior mesenteric.	Sigmoid flexure.	
Spermatic.	Abdominal aorta.	Scrotum and testicles.	Ureteral, cremasteric, epididymal, testicular.
Spermatic, external.	Deep epigastric.	Cremaster muscle and spermatic cord.	
Sphenoidal.	Middle cerebral.	Sphenoidal lobe, lower part of cortex.	
Sphenoidal.	Pterygopalatine.	Sphenoidal cells.	
Sphenoidal.	Sphenopalatine.	Sphenoidal cells.	
Sphenopalatine (or nasopalatine).	Internal maxillary.	Nares and accessory cavities.	Pharyngeal, sphenoidal, nasal, ascending septal.
Spinal.	Ascending cervical.	Spinal canal.	
Spinal.	Intercostals.	Spinal canal and spine.	
Spinal.	Lateral sacral.	Spinal membranes, muscles, integument over sacrum.	
Spinal, anterior.	Vertebral.	Spinal cord.	

A TABLE OF THE ARTERIES.—*Continued.*

Artery.	Origin.	Distribution.	Branches.
Spinal, lateral.	Vertebral.	Vertebræ and spinal canal.	
Spinal, posterior.	Vertebral.	Spine.	
Splenic.	Celiac axis.	Spleen, pancreas, greater curvature and left end of stomach, omentum.	Small and large pancreatic, left gastro-epiploic, vasa brevia, splenic branches.
Splenic.	Left phrenic.	Spleen.	
Sternal.	Internal mammary.	Sternum and triangularis sterni.	
Sternomastoid.	Occipital.	Sternomastoid muscle.	
Sternomastoid (or middle mastoid).	Superior thyroid.	Sternomastoid, and other muscles of neck.	
Sternomastoid, inferior.	Suprascapular.	Sternomastoid muscle.	
Stylomastoid.	Posterior auricular.	Middle ear, mastoid cells, tympanic cavity, etc.	Meatal, mastoid, stapedic, tympanic, vestibular, terminal.
Subclavian.	Innominate (right side); arch of aorta (left side).	Neck, thorax, spinal cord, arms, brain, meninges.	Vertebral, thyroid axis, internal mammary, superior intercostal axillary.
Subclavian.	Suprascapular.	Subclavius muscle.	
Subcostal (or 12th dorsal).	Thoracic aorta.	Intercostal space.	
Sublingual.	Lingual.	Sublingual gland, side of tongue, floor of mouth, and muscles of lower jaw.	Artery of the frenum.
Submaxillary.	See *Glandular.*		
Submental.	Facial.	Tissues under the jaw.	Muscular, perforating, cutaneous, mental.
Subscapular.	Axillary.	Back of axilla, muscles of shoulder and scapula.	Dorsal and infrascapular.
Subscapular.	Posterior scapular.	Subscapular fossa.	
Subscapular.	Suprascapular.	Subscapular fossa.	
Sulcal.	Anterior spinal in median sulcus of cord.	Gray matter of cord.	
Supra-acromial.	Suprascapular.	Acromial region.	
Suprahyoid (or hyoid).	Lingual.	Muscles above hyoid bone.	
Supraorbital.	Ophthalmic.	Forehead, upper muscles of orbit.	Periosteal, muscular, diploic, trochlear, palpebral.
Suprarenal, inferior.	Renal.	Suprarenal body.	
Suprarenal, middle.	Aorta.	Suprarenal bodies.	
Suprarenal, superior.	Phrenic.	Suprarenal bodies.	
Suprascapular (called also *transversalis humeri*).	Thyroid axis.	Muscles of neck and shoulder.	Inferior sternomastoid, subclavian, nutrient, suprasternal, acromial, articular, subscapular, supraspinous and infraspinous.
Supraspinous.	Posterior scapular.	Trapezius and supraspinous muscles.	
Supraspinous.	Suprascapular.	Supraspinatus muscle.	
Suprasternal.	Suprascapular.	Upper part of chest.	
Sural.	Popliteal.	Muscles of popliteal space and calf.	
Tarsal, external and internal.	Dorsalis pedis.	Muscles and joints of tarsus.	
Temporal.	External carotid.	Forehead (temporal region, parotid gland, masseter muscle), auricle.	Transverse facial, anterior auricular, middle temporal, and anterior and posterior terminal.
Temporal.	Posterior cerebral.	Lower part of temporal lobe.	
Temporal, deep, anterior.	Internal maxillary.	Temporal muscle, malar bone.	
Temporal, deep, posterior.	Internal, maxillary.	Temporal fossa.	

A TABLE OF THE ARTERIES.—*Continued.*

ARTERY.	ORIGIN.	DISTRIBUTION.	BRANCHES.
Temporal, middle.	Temporal.	Temporal muscle.	
Temporal, posterior.	Superficial temporal.	Side of head and vertex.	
Termatic.	Anterior communicating.	Corpus callosum and lamina cinerea.	
Testicular.	Spermatic.	Testicle.	
Thalamic, middle.	Posterior communicating.	Optic thalamus.	
Thoracic, acromial.	Axillary.	Muscles of chest, shoulder, and arm.	Acromial, humeral, pectoral, clavicular.
Thoracic, alar.	Axillary.	Axillary glands.	
Thoracic, external.	See *Mammary, external.*		
Thoracic, inferior.	See *Mammary, external.*		
Thoracic, internal.	See *Mammary, internal.*		
Thoracic, long.	Axillary.	Pectoral muscles, axilla, mammary and axillary glands.	
Thoracic, short.	Axillary.	Intercostal muscles, serratus magnus.	
Thymic.	Internal mammary.	Mediastinum and thymus.	
Thymic.	See *Mediastinal.*		
THYROID AXIS.	Subclavian.	Larynx, trachea, esophagus, muscles of shoulder, neck, thorax, spine.	Inferior thyroid, suprascapular, transverse cervical.
THYROID, inferior.	Thyroid axis.	Larynx, esophagus, thyroid gland, and muscles of neck.	Ascending cervical, esophageal, tracheal, inferior laryngeal, muscular.
Thyroid, middle.	See *Thyroidea ima.*		
THYROID, superior.	External carotid.	Muscles attached to hyoid bone, sternomastoid, larynx, and thyroid gland.	Hyoid, sternomastoid, superior laryngeal, cricothyroid.
Thyroidea ima.	Innominate.	Thyroid gland.	
Thyrolaryngeal.	Thyroid superior.	Larynx and thyroid gland.	
TIBIAL, anterior.	Popliteal.	Knee, leg, and ankle.	Tibial recurrent, muscular, internal and external malleolar, dorsalis pedis.
TIBIAL, posterior.	Popliteal.	Leg, foot, and heel.	Peroneal, muscular, nutrient, cutaneous, communicating, malleolar, calcanean, internal and external plantar.
Tibial, recurrent, anterior.	Anterior tibial.	Tibialis anticus muscle.	
Tibial, recurrent, posterior.	Anterior tibial.	Back part of the knee-joint.	Anastomosing with inferior articular arteries of the knee.
Tonsillar.	Ascending palatine.	Tonsil and Eustachian tube.	
Tonsillar.	Facial.	Tonsil and base of the tongue.	
Tracheal.	Inferior thyroid.	Trachea.	
TRANSVERSALIS COLLI.	Thyroid axis.	Neck and region of scapula.	Superficial cervical and posterior scapular.
Transversalis humeri.	See *Suprascapular.*		
Transverse.	External circumflex.	Upper muscles of thigh.	
Transverse.	Right coronary.	Heart.	
Transverse nasal.	Nasal (of ophthalmic).	Root of nose.	
Transverse perineal.	Superficial perineal.	Perineum.	
Tricipital.	Posterior circumflex.	Triceps muscle.	
Tympanic.	See *Glaserian.*		
Tympanic.	Ascending pharyngeal.	Tympanum.	

A TABLE OF THE ARTERIES.—*Continued.*

ARTERY.	ORIGIN.	DISTRIBUTION.	BRANCHES.
Tympanic.	Middle meningeal.	Tensor tympani muscle.	
Tympanic.	Stylomastoid.	Membrana tympani.	
Tympanic.	Vidian.	Tympanum.	
Tubal.	Ovarian.	Fallopian tube.	
ULNAR.	Brachial.	Elbow, muscles of forearm, wrist, and fingers.	Anterior and posterior ulnar recurrent, interosseous, muscular, nutrient, anterior and posterior carpal, superficial palmar arch.
Ulnar carpal, anterior and posterior.	Ulnar.	Carpal region.	
Ulnar, recurrent, anterior and posterior.	Ulnar.	Elbow-joint, muscles about it, and muscles of arm.	
Ulnocarpal, anterior.	Ulnar.	Muscles of the hand.	
Ureteral.	Ovarian.	Ureter.	
Ureteral.	Renal.	Ureter.	
Ureteral.	Spermatic.	Ureter.	
Ureteric.	Common iliac.	Ureter.	
Ureteric, inferior.	Superior vesical.	Ureter and bladder.	
Ureteric, middle.	Common iliac, or internal spermatic.	Middle portion of ureter.	
Ureteric, superior.	Renal.	Upper portion of ureter.	
Uterine.	Internal iliac, anterior trunk.	Uterus.	Cervical, vaginal, azygos.
Uterine.	Ovarian.	Uterus.	
Utero-ovarian.	Analogous with the spermatic artery of the male.		
Uveal.	See *Ciliary, posterior and short.*		
Vaginal.	Internal iliac, anterior trunk.	Vagina.	
Vasa brevia.	Splenic.	Stomach.	
Vermiform, inferior.	Cerebellar, posterior inferior.	Vermiform lobe of cerebellum.	
Vermiform, superior.	Superior cerebellar.	Superior vermiform lobe of cerebellum.	
VERTEBRAL.	Subclavian.	Muscles of neck, vertebræ, spinal cord, cerebellum, and interior of cerebrum.	Lateral spinal, muscular, posterior meningeal, posterior and anterior spinal, inferior cerebellar, basilar.
Vesical, inferior.	Internal iliac, anterior division.	Bladder, prostate, seminal vesicles, or (in female) vagina.	
Vesical, middle.	Superior vesical.	Bladder, prostate, seminal vesicles.	
Vesical, superior.	Internal iliac, anterior division.	Bladder, vas deferens.	Deferential, ureteric, middle vesical.
Vesicoprostatic.	Middle hemorrhoidal.	Prostate gland and seminal vesicles.	
Vestibular.	Internal auditory.	Membranous labyrinth.	
Vestibular.	Stylomastoid.	Vestibule and semicircular canals.	
Vidian.	Internal maxillary.	Nasopharynx, Eustachian tube, and tympanum.	Pharyngeal, Eustachian, tympanic.
Vitelline.	See *Omphalomesenteric.*		
Volar, superficial.	Radial.	Muscle of thumb.	Helps to form superficial palmar arch.
Xiphoid.	Superior epigastric.	Xiphoid cartilage.	
Zygomatico-orbital.	The orbital branch of the temporal artery.		

joint and atrophy of others: called also *Rheumatoid a.* and *Osteo-arthritis.* **A. fungo'sa,** white swelling; tuberculosis of a joint. **Gonorrheal a.,** acute arthritis due to gonococcus. **Gouty a.,** arthritis due to gout. **Neuropathic a.,** Charcot's disease. **A. pau'perum,** rheumatoid arthritis; also the poor-man's gout. **Proliferating a.** Same as *A. deformans.* **Rheumatoid a.,** chronic joint-disease allied to rheumatism, in which there is overgrowth of the articular cartilages and synovial membranes, resulting in progressive deformity: called also *Arthritis deformans, Osteo-arthritis, Chronic rheumatoid arthritis, Rheumatic gout,* etc. **Suppurative a.,** a form marked by purulent joint-infiltration: often due to traumatism or to pyemia. **Syphilitic a.,** a form associated with or due to syphilis. **Uratic a.** Same as *Gouty a.* **Urethral a.,** gonorrheal arthritis.

Arthritism (ar'thrit-izm) [*Arthritis*]. The gouty diathesis; the peculiar diathesis or disposition of body that predisposes to joint-disease.

Arthrobacterium (ar''thro-bak-te're-um) [Gr. ἄρθρον joint + *Bacterium*]. A bacterium that is reproduced by separation into joints or arthrospores.

Arthrocace (ar-throk'as-e) [Gr. ἄρθρον joint + κάκη badness]. Caries of a joint.

Arthrocele (ar'thro-sēl) [Gr. ἄρθρον joint + κήλη tumor]. A swollen joint.

Arthrochondritis (ar''thro-kon-dri'tis) [Gr. ἄρθρον joint + *Chondritis*]. The inflammation of the cartilages of a joint.

Arthroclasia (ar-thro-kla'ze-ah) [Gr. ἄρθρον joint + κλάειν to break]. The breaking down of an ankylosis in order to secure free movement in a joint.

Arthrodesis (ar-throd'es-is) [Gr. ἄρθρον joint + δέσις binding]. The surgical fixation of a joint; artificial ankylosis.

Arthrodia (ar-thro'de-ah) [Gr. ἀρθρωδία]. An articulation or joint which allows a gliding motion of the surfaces.

Arthrodial (ar-thro'de-al). Of the nature of an arthrodia.

Arthrodynia (ar-thro-din'e-ah) [Gr. ἄρθρον joint + ὀδύνη pain]. Pain in a joint.

Arthro-empyesis (ar''thro-em-pi-e'sis) [Gr. ἄρθρον joint + ἐμπύησις suppuration]. Suppuration within a joint.

Arthrogenous (ar-throj'en-us). [Gr. ἄρθρον joint + γεννᾶν to produce]. Formed as a separate joint, as A. spore.

Arthrography (ar-throg'ra-fe) [Gr. ἄρθρον joint + γράφειν to write]. A description of the joints.

Arthrogryposis (ar''thro-grip-o'sis) [Gr. ἄρθρον joint + γρυπός curved]. 1. Persistent flexure or contracture of a joint. 2. Tetanilla or tetanoid spasm.

Arthrokleisis (ar-thro-kli'sis) [Gr. ἄρθρον joint + κλεῖσις closure]. Ankylosis, or the production of it.

Arthrolith (ar'thro-lith) [Gr. ἄρθρον joint + λίθος stone]. A calculous deposit in a joint.

Arthrolithiasis (ar''thro-lith-i'as-is). Gout.

Arthrology (ar-throl'oj-e) [Gr. ἄρθρον joint + λόγος treatise]. The sum of what is known regarding the joints.

Arthromeningitis (ar''thro-men-in-ji'tis) [Gr. ἄρθρον joint + μήνιγξ membrane]. Same as *Synovitis.*

Arthroneuralgia (ar''thro-nu-ral'je-ah) [Gr. ἄρθρον joint + *Neuralgia*]. Neuralgia of a joint, or of joints.

Arthropathy (ar-throp'ath-e) [Gr. ἄρθρον joint + πάθος disease]. Any joint-disease. **Charcot's a.,** a trophic joint-disease with effusion of fluids into a joint, seen in locomotor ataxia and in syringomyelia and sometimes in general paresis. **Osteopulmonary a.,** enlargement and swelling of the ends of the long bones following pulmonary disease. **Tabetic a.** Same as *Charcot's a.*

Arthrophyma (ar-thro-fi'mah) [Gr. ἄρθρον joint + φῦμα swelling]. The swelling of a joint.

Arthrophyte (ar'thro-fīt) [Gr. ἄρθρον joint + φύτον plant]. An abnormal growth in a joint-cavity.

Arthroplasty (ar'thro-plas-te) [Gr. ἄρθρον joint + πλάσσειν to form]. Plastic surgery of a joint or of joints; formation of movable joints.

Arthropyosis (ar''thro-pi-o'sis) [Gr. ἄρθρον joint + πύωσις suppuration]. The formation of pus in a joint-cavity.

Arthrorheumatism (ar-thro-ru'mat-izm) [Gr. ἄρθρον joint + *Rheumatism*]. Articular rheumatism.

Arthrosia (ar-thro'se-ah) [Gr. ἄρθρον joint]. A proprietary medicine: said to be antilithic, tonic, and alterative.

Arthrosis (ar-thro'sis) [Gr. ἄρθρωσις joint]. A joint or articulation.

Arthrospore (ar'thro-spōr) [Gr. ἄρθρον joint + σπόρος seed]. One of a series of bacterial spores formed by fission from a mother-spore, and joined together like a string of beads.

Arthrosteitis (ar''thros-te-i'tis) [Gr. ἄρθρον joint + ὀστέον bone]. Inflammation of the bony structures of a joint.

Arthrotome (ar'thro-tōm) [Gr. ἄρθρον joint + τέμνειν to cut]. A short knife for operating on joints.

Arthrotomy (ar-throt'o-me) [Gr. ἄρθρον joint + τομή cut]. Surgical incision of a joint.

Arthrotyphoid (ar-thro-ti'foid) [Gr. ἄρθρον joint + *Typhoid*]. Typhoid fever beginning with symptoms resembling those of acute rheumatism.

Arthroxesis (ar-throx'es-is) [Gr. ἄρθρον joint + ξέσις scraping]. The scraping of an articular surface.

Artiad (ar'te-ad) [Gr. ἄρτιος even]. Any chemical element having an even-numbered valency.

Article (ar'tik-el) [L. *artic'ulus* a little joint]. An interarticular segment; one of the portions or segments forming a jointed series.

Articular (ar-tik'u-lar) [L. *articula'ris*]. Of or pertaining to a joint.

Articulate (ar-tik'u-lāt) [L. *articula'tus* jointed]. 1. Divided into or united by joints. 2. Enunciated in words and sentences. 3. To divide into joints.

Articulated (ar-tik'u-la-ted). Connected by joints.

Articulation (ar-tik-u-la'shun) [L. *articula'tio*]. 1. A joint in an arthrosis. See *Joint.* 2. The enunciation of words and sentences. **Confluent a.,** speech in which the syllables are run together.

Articulator (ar-tik'u-la-ter). A device for effecting a joint-like union. **Dental a.,** a dentist's apparatus for matching the upper and lower dentures.

Articulatory (ar-tik'u-la-to-re). Pertaining to utterance.

Articulo mortis (ar-tik'u-lo mor'tis) [L.]. At the point, or moment, of death.

Artifact (ar'te-fakt). Same as *Artefact.*

Artificial (ar-tif-ish'al) [L. *ars* art + *fa'cere* to make]. Made by art; not natural nor pathologic.

Arvenol (ar-ve'nol). A preparation of menthol, thymol, and camphor: used by inhalation in respiratory diseases.

Aryepiglottic, Aryepiglottidean, Arytenoepiglottic (ar''e-ep-ig-lot'ik, ar''e-ep-ig-lot-id'e-an, ar-it''en-o-ep-ig-lot'ik) [Gr. ἀρύταινα pitcher + *Epiglottis*]. Pertaining to the arytenoid cartilage and to the epiglottis.

Aryl (ar'il). A chemical prefix indicating a radicle belonging to the aromatic series.

Arytænoideus (ar''it-en-oi'de-us). See *Muscles, Table of.*

Arytenectomy (ar-e-ten-ek'to-me) [L. *Arytenoid* + Gr. ἐκτομή excision]. Excision of an arytenoid cartilage in the horse.

Arytenoid (ar-it-e'noid) [Gr. ἀρύταινα pitcher + εἶδος form]. Shaped like a jug or pitcher.

Arytenoidectomy (ar''it-e-noi-dek'to-me) [*Arytenoid* + Gr. ἐκτομή excision]. Surgical removal of an arytenoid cartilage.

Arytenoiditis (ar-it''en-oi-di'tis). Inflammation of the arytenoid cartilage or muscles.

As. An abbreviation for *astigmatism;* also a symbol for *arsenic.*

A. S. Abbreviation for *au'ris sinis'tra,* left ear.

Asafetida, Asafœtida (as-af-et'id-ah) [L *a'sa,* Persian *a'za* gum + L. *fœt'ida* fetid]. A fetid gum-resin, with garlic-like odor, from the root of *Fer'ula nar'thex* and *F. scorodos'ma.* It is slightly soluble in alcohol, and forms an emulsion with water. Asafetida is an antispasmodic, stimulant, and expectorant, and is used in chorea and hysteria, especially when digestive disorder exists. Dose, 5–20 gr. (0.333–1.333 gm.). **Emulsion of a.** (*emul'sum asafœt'idæ*), called also milk of asafetida. Dose, 4–8 dr. (16–32 c.c.). **Mixture of a.** (*mistu'ra asafœt'idæ*), called also Dewees's carminative, containing also magnesia and opium. Dose, 30–120 min. (2-8 c.c.). **Plaster of a.** (*emplas'trum asafœt'idæ*) contains asafetida, 35 parts; lead plaster, 35 parts; galbanum, 15 parts; yellow wax, 15 parts, and alcohol, 120 parts. **Pills of a.** (*pilu'læ asafœt'idæ*). Dose, 1–4. **Compound pills of a.** (*pilu'læ asafœt'idæ compos'itæ*). Dose, 5–20 gr. (0.333–1.333 gm.). **Tincture of a.** (*tinctu'ra asafœt'idæ*). Dose, 30–60 min. (2–4 c.c.).

Asaphia (ah-sa'fe-ah) [Gr. ἀσάφεια]. Indistinctness of utterance.

Asaprol (as'a-prol) [Gr. α neg. + σαπρός decayed]. A white antiseptic, antirheumatic, and antipyretic substance, $Ca(C_{10}H_6OHSO_3)_2$, or calcium betanaphtolo-alph-monosulphonate, soluble in water and alcohol. It is used in rheumatism, gout, diphtheria, influenza, typhoid fever, etc. Dose, 5–10 gr. (0.333–0.666 gm.).

Asarol (as'ar-ol). A kind of camphor, $C_{10}H_{18}O$, from various species of *Asarum.*

Asarum (as'ar-um) [L.; Gr. ἄσαρον]. 1. A genus of aristolochiaceous plants. 2. The root of *A. Canaden'se,* wild ginger or Canada snake-root: a fragrant and aromatic stimulant. Dose of fluid-extract, 15–60 min. (1–2 c.c.). *A. Europæ'um,* or asarabacca, is diuretic, diaphoretic, purgative, and emetic. Dose of the leaves (*as'ari fo'lia*) as an errhine, 1–2 gr. (0.066–0.133 gm.); as an emetic, 30–120 gr. (1.95–7.8 gm.).

Asbestos (as-bes'tos) [Gr. ἄσβεστος quicklime]. A fibrous magnesian and calcic silicate, having a limited use in dentistry and surgery.

Asbolin (as'bo-lin) [Gr. ἀσβόλη root]. A yellowish oil from the roots of pine trees, consisting largely of pyrocatechol: used in tuberculosis.

Ascariasis (as-kah-ri'as-is) [see *As'caris*]. Infestation with ascarides: also ill-health due to ascarides.

Ascaricide (as-kar'is-īd) [Gr. ἄσκαρις ascaris + L. *cæd'ere* to kill]. A drug that destroys ascarides.

Ascaridiasis (as''kar-id-i'as-is). Same as *Ascariasis.*

Ascaris (as'kar-is), pl. *ascar'ides* (as-kar'id-ēz) [L.; Gr. ἄσκαρις]. A genus of intestinal lumbricoid parasites. *A. lumbricoi'des,* a common worm resembling the earthworm, is found in the small intestine, causing colicky pains and diarrhea. *A. mys'tax* and *A. ala'ta* occur occasionally in the human intestine. **A. texa'na,** a species recently found in Texas. **A. vermicula'ris.** See *Oxyuris.*

Ascending (as-sen'ding). Having an upward course.

Ascensus uteri (as-sen'sus u'ter-i) [L.]. Abnormally high position of the uterus.

Ascherson's vesicles (ash'er-sun). See *Vesicle.*

Ascia (as'se-ah) [L. "axe," from the shape of its folds]. A name for various forms of spiral bandage.

Ascites (as-si'tēz) [L.; Gr. ἀσκίτης, from ἀσκός bag]. Dropsy of the abdominal cavity; an accumulation of serous fluid in the peritoneal cavity. It is marked by fluctuant, painless swelling of the abdomen, which gives a dull sound on percussion. Ascites is due to local inflammation of the peritoneum or to obstruction of the venous circulation by disease of the heart, kidney, or liver. The fluid in ascites is clear and yellow, and coagulates on standing. **A. adipo'sus,** a variety characterized by a milky appearance of the contained fluid, due to the presence of cells that have undergone a fatty degeneration. **A. chylo'sus,** the presence of chyle in the peritoneal cavity: it is caused by the rupture of a chyliferous vessel. **Hydremic a.,** that which is associated with, or due to, a watery state of the blood. **Pseudochylous a.,** ascites in which the contained fluid resembles chyle in appearance, but does not contain fatty matter.

Ascitic (as-sit'ik). Affected with, or pertaining to, ascites.

Asclepiadin (as-kle-pi'ad-in). A bitter glucosid from various species of *Asclepias:* emetic, aperient, sudorific, and poisonous. Dose, 1–5 gr. (0.065–0.333 gm.).

Asclepias (as-kle'pe-as) [L.]. A genus of asclepiadaceous plants. The root of *Ascle'pias tubero'sa,* or pleurisy-root, is expectorant, diaphoretic, and tonic, and is used in fevers, especially those of rheumatism, pleurisy, and bronchitis. Dose in powder, 20–60 gr. (1.333–4 gm.). **A. curassa'vica,** the blood-flower; an herb of tropical America: astringent, styptic, and anthelmintic. Dose of fluid extract, 20–60 min. (1.333–4 c.c.).

Asclepidin (as-klep'id-in). A proprietary concentration from *Ascle'pias tubero'sa:* deobstruent. Dose, 1-5 gr. (1.3–3.7 gm.).

Asclepin (as'klep-in). 1. A poisonous cathartic, diaphoretic, and alterant principle obtainable from asclepiadin. 2. A proprietary alternative, evacuant, tonic, and sedative concentration from *Ascle'pias tubero'sa.* Dose, 2–4 gr. (0.133–0.266 gm.).

Ascococcus (as-ko-kok'kus) [Gr. ἀσκός bag + κοκκός kernel]. A genus or form of bacterial coccus, consisting of round or ovoid cells, occurring in masses and surrounded by tough gelatinous envelopes. *A. Billro'thii* occurs in the air and in decaying meat. *A. cit'reus* occurs in the skin in seborrhea.

Ascomycetes (as''ko-mi-se'tēz) [Gr. ἀσκός bag + μύκης fungus]. That group of fungi to which the moulds and ergot belong.

Ascospore (as'ko-spōr) [Gr. ἀσκός bag + σπόρος seed]. One of a set of spores contained in a special sac, or ascus. See *Spore.*

Ascus (as'kus) [Gr. ἀσκός a bag]. The sporangium

or spore-case of certain lichens and fungi, consisting of a single terminal cell.

Asecretory (ah-se'kre-to-re). Without secretion; dry.

Asellin (as-el'in) [L. *asel'lus* cod]. A poisonous base, $C_{25}H_{32}N_4$, from certain samples of cod-liver oil.

Asemasia (ah-se-ma'ze-ah) [Gr. α neg. + σημασία sign]. Lack or loss of the power of communication by words or by signals.

Asemia (ah-se'me-ah) [Gr. α priv. + σῆμα sign]. Inability to employ or to understand either speech or signs, due to a central lesion. **A. graph'ica,** inability either to write or to understand writing, due to a central lesion. **A. mim'ica,** inability to understand or to perform any action expressive of thought or emotion. **A. verba'lis,** inability to make use of or to understand words.

Asepsin (ah-sep'sin). Same as *Antisepsin.*

Asepsis (ah-sep'sis) [Gr. α priv. + σήψις decay]. Absence of septic matter, or freedom from infection.

Aseptic (ah-sep'tik) [Gr. α neg. + σήψις decay]. Not septic; free from septic material. **A. acid,** an antiseptic mixture of boric acid, water, hydrogen peroxid, and salicylic acid.

Aseptic-antiseptic (ah-sep'tik-an''tis-sep'tik). Both aseptic and antiseptic.

Asepticism (ah-sep'tis-izm). The principles and practice of aseptic surgery.

Asepticize (ah-sep'tis-īz). To render aseptic; to free from pathogenic materials.

Aseptin (ah-sep'tin). A proprietary food-preservative ; said to be boric acid.

Aseptinol (as-ep'tin-ol). 1. A proprietary ointment made of zinc oxid, resorcin, etc. 2. A proprietary dusting powder made of boric acid, eucalyptol, menthol, etc.

Aseptol (ah-sep'tol) [*Aseptic* + L. *o'leum,* oil]. Sulphocarbolic acid, $C_6H_6SO_4$, a reddish, oily disinfectant and antiseptic, used like carbolic acid in 1–10 per cent. solutions: called also *Sozolic* and *Phenylsulphonic acid.*

Aseptolin (ah-sep'to-lin). A preparation of phenol and pilocarpin: useful in intermittents and in phthisis.

Asexual (ah-sex'u-al). Having no sex; not sexual.

Asexualization (ah-sex-u-al-iz-a'shun). Removal of the testicle in the male or of the ovary in the female.

Asferrin (as-fer'in). An organic arsenic iron compound in the form of a greenish powder.

Ash. 1. The incombustible residue remaining after any process of incineration. 2. Any tree or species of the genus *Fraxinus. F. or'nus* and others afford manna (q. v.). The bark of many species is astringent and antiperiodic.

Asialia (ah''si-a'le-ah) [Gr. α neg. + σίαλον spittle]. Absence or deficiency of the saliva.

Asimina (ah-sim' in-ah) [L., from its Algonkin name]. A genus of North American trees and shrubs. *A. tril'oba,* the papaw or pawpaw, has an edible fruit and medicinal properties.

Asiminin (ah-sim'in-in). An alkaloid from the seeds of *Asim'ina tril'oba.* It is narcotic, but is seldom used as a remedy.

Asitia (ah-sish'e-ah) [Gr. α priv. + σῖτος food]. A loathing of food.

Asoma (ah-so'mah), pl. *aso'mata* [Gr. α priv. + σῶμα body]. A monster-fetus with an imperfect head and the merest rudiments of a trunk.

Aspalasoma (as''pal-as-o'mah) [Gr. ἀσπάλαξ mole + σῶμα body]. A variety of monster-fetus with lateral or median abdominal eventration and with other deformities.

Asparagin (as-par'aj-in) [Gr. ἀσπάραγος asparagus]. An alkaloid, $C_4H_8N_2O_3$, from asparagus and from many kinds of seeds. It is soluble in hot water, but insoluble in ether and alcohol. It is diuretic. Dose, 1–2 gr. (0.066–0.133 gm.). **A. hydrargyrate,** a diuretic and antisyphilitic agent. Hypodermic dose, ½ gr. (0.01 gm.).

Asparaginic acid (as-per-aj-in'ik). See *Acid.*

Asparagus (as-par'ag-us) [L.; Gr. ἀσπάραγος]. A genus of liliaceous plants. The root of *A. officina'lis* is a mild diuretic. Dose of fluid extract, ½–1 dr. (2–4 c.c.).

Asparamid (as-par-am'id). Same as *Asparagin.*

Asparol (as'par-ol). A fluid preparation of *Asparagus officina'lis.*

Asparolin (as-par'o-lin). A proprietary antispasmodic uterine tonic.

Aspartic acid (as-par'tik). Same as *Asparaginic acid.* See *Acid.*

Aspect (as'pekt) [L. *aspec'tus,* from *aspi'cere* to look toward]. 1. That part of a surface which looks in any particular direction. 2. The look or appearance.

Aspergillin (as-per-jil'in). A black pigment, resembling hematin, from the spores of various species of *Aspergil'lus:* called also *Vegetable hematin.*

Aspergillosis (as''per-jil-o'sis). A diseased condition marked by the presence of an aspergillus. See *Otomycosis.*

Aspergillus (as-per-jil'us) [L. *asper'gere* to scatter]. A genus of moulds (fungi). **A. auricula'ris,** a mould found in the cerumen of the ear: pathogenic. **A. fumiga'tus** has been found in the ear, nose, and lungs. **A. glau'cus,** a bluish mould found on dried fruit, occurring also in the ear. **A. mucoroi'des,** a species found in tuberculous or gangrenous lung-tissue. **A.-mycosis.** Same as *Otomycosis.*

Aspermatism (ah-sper'mat-izm). Same as *Aspermia.*

Aspermia (ah-sper'me-ah) [Gr. α priv. + σπέρμα seed]. Deficient secretion of semen.

Aspersion (as-per'shun) [L. *asper'sio*]. The act of sprinkling the body with a therapeutic agent.

Asphalgesia (as-fal-je'ze-ah) [Gr. α priv. + ἄλγος pain]. A sensation of burning felt on touching certain articles: occurring during the hypnotic state.

Asphyctic, Asphyctous (as-fik'tik, as-fik'tus). Pertaining to, or affected with, asphyxia.

Asphyxia (as-fix'e-ah) [Gr. α priv. + σφύξις pulse]. Suffocation; also suspended animation from suffocation or a deficiency of oxygen in the blood. It is attended by a feeling of suffocation, cyanosis, and coma. **A. carbon'ica,** suffocation from the inhalation of coal-gas, water-gas, or carbon monoxid. **Local a.,** suspension of vital functions in a limited part, as fingers, toes, or nose, due to arterial spasm. It comes on suddenly, lasts for several weeks, and often ends in gangrene. Called also *Raynaud's disease.* **A. neonato'rum,** imperfect breathing, as in new-born infants.

Asphyxial (as-fik'se-al). Characterized by asphyxia.

Asphyxiant (as-fik'se-ant). Producing asphyxia.

Asphyxiate (as-fik'se-āt). To put into a state of more or less complete asphyxia.

Aspidin (as'pid-in). A poisonous principle, $C_{23}H_{27}O_7$, derivable from male fern.

Aspidium (as-pid'e-um) [L.; Gr. ἀσπίδιον little shield]. A genus of ferns called shield-ferns. The rhizome of *A. (Dryop'teris) Fi'lix-mas* (male-fern) and *A. margina'lis,* a valuable teniacide. Dose, 60–240 gr. (2–16 gm.); of fluid extract, 15–60 min. (1–4 c.c.); of oleoresin, ½–1 dr. (2–4). *A. spinulo'sum* is used as a teniafuge.

Aspidosamin (as''pid-o-sam'in). A basic principle, $C_{22}H_{28}N_2O_2$, from quebracho bark: emetic.

Aspidosperma (as''pid-o-sper'mah) [Gr. ἀσπίς shield + σπέρμα seed]. 1. A genus of apocynaceous trees. 2. Quebracho bark: the bark of *A. Quebra'cho,* a South American tree. It is antiperiodic, and is useful in asthmatic and cardiac dyspnea.

Aspidospermin (as''pid-o-sper'min). An alkaloid, $C_{22}H_{30}N_2O_2$, from the bark of *Aspidosper'ma Quebra'cho.* Dose, ½–3 gr. (0.033–2 gm.).

Aspirate (as'pi-rāt). 1. To treat by aspiration. 2. A consonantal sound in which some part of the respiratory tract is constricted, the nasal cavity shut off, and the breath makes a whistling noise.

Aspiration (as-pir-a'shun) [L. *ad* to + *spira're* to breathe]. 1. The act of breathing or drawing in. 2. The removal of fluids or gases from a cavity by means of the aspirator.

Aspirator (as'pir-a-tor). An apparatus used for removing by suction the fluids or gases from a cavity.

Aspirin (as'pir-in). Acetyl salicylic acid, a white crystalline compound, soluble in 100 parts of water and in alcohol; used like sodium salicylate as a remedy for rheumatism and pleurisy, and to reduce fever in tuberculosis. It is incompatible with alkalies and must be given in dry form. Dose, 15 gr. (1 gm.).

Aspirophen (as-pi'ro-fen). A mixture of free salicylic acid and mono-acetyl phenocoll: used like the salicylates.

Asplenium (as-ple'ni-um). A genus of ferns, several species of which are medicinal.

Asporogenic (ah''spo-ro-jen'ik) [Gr. α neg. + *Sporogenic*]. Not producing spores; not reproduced by spores.

Asporous (ah-spo'rus) [Gr. α neg. + σπόρος seed]. Having no true spores: applied to microörganisms.

Assafœtida (as-saf-et'id-ah). See *Asafetida.*

Assanation (as-san-a'shun) [L. *ad* to + *sa'nus* sound]. Sanitation; the improvement of sanitary conditions.

Assideration (as''sid-er-a'shun) [L. *ad* to + *sidera'tio* untoward influence]. The drowning of an infant in ice-cold water.

Assimilable (as-sim'il-a-bl). Susceptible of being assimilated.

Assimilation (as-sim-il-a'shun) [L. *assimila'tio,* from *ad* to + *simila're* to make like]. The transformation of food into living tissue; constructive metabolism. **Mental a.,** the reception and correct appreciation of sensory impressions. **Primary a.,** chylification. **Secondary a.,** the preparation of food-elements for normal assimilation by the hematopoietic apparatus.

Association (as-so-se-a'shun) [L. *associa'tio,* from *ad* to + *so'cius* a fellow]. The coördination of the functions of similar parts.

Assonance (as'o-nans). A morbid tendency to alliteration in speaking.

Assuetude (as'we-tūd). The state of being habituated to disturbing influences.

Assurin (as'u-rin). A principle, $C_{46}H_{94}N_2P_2O_7$, said to occur in the brain-substance.

Astasia (as-ta'zhe-ah) [Gr. α priv. + στάσις stand]. Motor incoördination with inability to stand. **A.-abasia,** inability either to stand or walk.

Asteatosis (as''te-ah-to'sis) [Gr. α neg. + στέαρ tallow]. Any diseased condition characterized by scantiness or absence of the sebaceous secretion. **A. cu'tis,** a dry, scaly or fissured state of the skin, attended with a deficient secretion of sebaceous matter.

Aster (as'ter) [L.; Gr. ἀστήρ star]. The star-shaped structure composed of the chromatin-fibrils of the nucleus of a cell, formed in karyokinesis. See *Karyokinesis.*

Astereognosis (ah-ste''re-og-no'sis) [Gr. α not + στερεός solid + γνῶσις recognition]. Loss of power to recognize the shape of objects by touch.

Asterion (as-te're-on) [Gr. ἀστέριον star-like]. The point of union of the occipital, parietal, and temporal bones on the surface of the skull.

Asternal (as-ter'nal). Not joined to the sternum.

Asternia (ah-ster'ne-ah) [Gr. α neg. + στέρνον sternum]. Absence of the sternum.

Asteroid (as'ter-oid) [Gr. ἀστήρ star + εἶδος form]. Star-shaped; resembling the aster.

Asterol (as'ter-ol). A brownish powder, a compound of paraphenol-sulphonate of mercury and ammonium tartrate. It is soluble in water, and does not precipitate albumin. It is used as an external antiseptic in 2–5 per cent. solution.

Asthenia (as-the'ne-ah, as-then-i'ah) [Gr. ἀσθένεια; α priv. + σθένος]. Lack or loss of strength.

Asthenic (as-then'ik) [Gr. α priv. + σθένος strength]. Characterized by weakness or feebleness.

Asthenometer (as-then-nom'et-er) [Gr. ἀσθένεια asthenia + μέτρον measure]. An instrument for measuring the degree of muscular asthenia or of asthenopia.

Asthenopia (as-then-o'pe-ah) [Gr. α priv. + σθένος strength + ὄψις vision]. Weakness or speedy tiring of the visual organs, attended by pain in the eyes, headache, dimness of vision, etc. **Accommodative a.,** asthenopia due to strain of the ciliary muscle. **Muscular a.,** that which is due to weakness of the external ocular muscles. **Nervous a.,** asthenopia due to some general nervous disease: also the same as *Retinal a.* **Retinal a.,** that which is due to retinal disease. **Tarsal a.,** asthenopia due to irregular astigmatism produced by the pressure of the lids on the cornea.

Asthenopic (as-then-op'ik). Characterized by asthenopia.

Asthenoxia (as-then-ok'se-ah) [Gr. ἀ neg. + σθένος strength + *Oxygen*]. Lack of power to oxidize waste products.

Asthma (az'mah, ast'mah) [Gr. ἄσθμα panting]. A disease marked by intermittent dyspnea, with wheezing, cough, and a sense of constriction, due to spasmodic contraction of the bronchi. The paroxysms last from a few minutes to several days, and they may result from direct irritation of the bronchial mucous membrane or from reflex irritation. **Alveolar a.,** that which is characterized by dilatation of the alveoli of the lungs. **Amygdaline a.,** reflex asthma caused by a disease of the tonsils. **Bronchial a.,** asthma marked by bronchial spasm and a swelling of the bronchial mucous membrane. **Bronchitic a., Catarrhal a.,** asthmatic disorder attendant upon a catarrhal bronchitis. **Cardiac a.,** dyspnea due to heart-disease. **Cheyne-Stokes a.,** cardiac asthma. **A. convulsi'vum.** Same as *Bronchial a.* **Cutaneous a.,** reflex asthma caused by some irritation of the skin. **A. dyspep'ticum,** reflex asthma dependent upon a dyspeptic disorder. **Emphysematous a.,** emphysema of the lungs attended with asthmatic paroxysms. **Essential a., Nervous a., True a.,** is due to nervous im-

pulses solely, and is not accompanied by any structural change in the bronchi. **Gastric a.,** asthma which is a symptom of some gastric disease. **Grinders' a.,** an interstitial pneumonia due to the inhalation of fine particles, peculiar to grinders of steel, etc. **Hay-a.** Same as *Hay-fever.* **Heberden's a.,** angina pectoris. **Kopp's a.,** spasm of the glottis; laryngismus stridulus. **Miners' a.,** anthracosis. **Nasal a.,** asthma caused by a disease of the nose. **Reflex a.,** asthma due to some reflex action. **Renal a.,** reflex asthma due to disease of the kidney. **Sexual a.,** asthma due to sexual disturbance, such as excessive venery or genito-urinary catarrh. **Thymic a.,** a disturbance of respiration associated with a persistent and enlarged thymus.

Asthmatic (az-mat'ik) [L. *asthmat'icus*]. Pertaining to, or affected with, asthma.

Asthmogenic (as-mo-jen'ik). Giving rise to asthmatic attacks.

Astigmatic (as-tig-mat'ik). Pertaining to, or affected with, astigmatism.

Astigmatism (as-tig'mat-izm) [Gr. α priv. + στίγμα point]. A defect in which light-rays in different meridians are not brought to the same focus by the eye. **Acquired a.** is due to some disease or injury of the eye. **A. against the rule,** that in which the meridian along which the greatest refraction takes place is horizontal. **Compound a.,** that which is complicated with hypermetropia or with myopia in all meridians. **Compound hypermetropic a.,** that in which the eye is hypermetropic in all meridians. **Congenital a.,** that which exists at birth. **Corneal a.** is due to irregularity in the curvature or refracting power of the cornea. **Hypermetropic a., Hyperopic a.,** that which complicates hypermetropia. In *Compound hyperopic a.* the eye is hyperopic in all meridians. **Irregular a.,** that in which different portions of a meridian have different refracting powers. **Lenticular a.,** that which is due to some imperfection of the lens. **Mixed a.,** that in which one principal meridian is myopic and the other hypermetropic. **Myopic a.,** that which complicates myopia. In *Compound myopic a.* the eye is myopic in all meridians. **Regular a.,** that in which the two principal meridians are at right angles to each other. **A. with the rule,** that wherein the meridian in which the greatest refraction takes place is vertical or nearly so.

Astigmatometer, Astigmometer (as''tig-mat-om'-et-er, as-tig-mom'et-er) [*Astigmatism* + Gr. μέτρον measure]. An instrument used in measuring astigmatism.

Astigmia (as-tig'me-ah). Same as *Astigmatism.*

Astigmic (as-tig'mik). Same as *Astigmatic.*

Astigmometry (as-tig-mom'et-re) [*Astigmatism* + μέτρον measure]. The measurement of astigmatism; the use of the astigmatometer.

Astomatous (as-tom'at-us) [Gr. α neg. + στόμα mouth]. Having no mouth.

Astomia (as-to'me-ah) [Gr. α neg. + στόμα mouth]. Absence of the mouth opening.

Astragalar (as-trag'al-ar). Pertaining to the astragalus.

Astragalectomy (as''trag-al-ek'to-me) [*Astragalus* + Gr. ἐκτομή excision]. Excision of the astragalus.

Astragalocalcanean (as-trag''al-o-kal-ka'ne-an). Pertaining to the astragalus and the calcaneum.

Astragaloscaphoid (as-trag''al-o-ska'foid). Pertaining to the astragalus and to the scaphoid bone.

Astragalotibial (as-trag''al-o-tib'e-al). Pertaining to the astragalus and the tibia.

Astragalus (as-trag'al-us) [L.; Gr. ἀστράγαλος die]. 1. A bone of the foot which articulates the tibia and fibula above with the calcaneum below. 2. A genus of leguminous plants of many species. **A. gum'mifer** and other Oriental species afford tragacanth: others are poisonous. **A. mollis'simus,** of the United States (one of the plants called loco), is poisonous, and its active principle is mydriatic.

Astraphobia, Astrapophobia (as-traf-o'be-ah, as''trah-po-fo'be-ah) [Gr. ἀστραπή lightning + φόβος fear]. Morbid fear of lightning.

Astriction (as-trik'shun) [L. *astrin'gere* to constrict]. The action of an astringent.

Astringent (as-trin'jent) [L. *astrin'gens,* from *ad* to + *strin'gere* to bind]. 1. Causing contraction and arresting discharges. 2. An agent that arrests discharges. The principal astringents are silver nitrate, tannic acid, gallic acid, lead acetate, zinc sulphate, catechu, kino, alum, and dilute mineral acids.

Astroblast (as'tro-blast) [Gr. ἄστρον star + βλαστός germ]. A cell that develops into an astrocyte.

Astrocyte (as'tro-sīt) [Gr. ἄστρον star + κύτος cell]. 1. Any star-shaped cell; especially such a cell of the neuroglia: called also *Spider-cell.* 2. A bone-corpuscle: so called from its star-like shape.

Astroid (as'troid) [Gr. ἀστήρ star + εἶδος form]. 1. Star-shaped. 2. A structure of the neuroglia formed by a felted mass of fibers.

Astrokinetic (as''tro-kin-et'ik) [Gr. ἄστρον star + κίνεσις motion]. Pertaining to the movements of the centrosome.

Astrophobia (as-tro-fo'be-ah) [Gr. ἄστρον a star + φόβος fear]. Fear of the stars and celestial space.

Astrosphere (as'tro-sfēr) [Gr. ἄστρον star + σφαῖρα sphere]. 1. The central mass of an aster: same as *Attraction-sphere.* 2. The aster, exclusive of the centrosome.

Astrostatic (as-tro-stat'ik) [Gr. ἄστρον star + ἵστασθαι to stand]. Pertaining to the centrosome in its resting condition.

Astyclinic (as-te-klin'ik) [Gr. ἄστυ city + κλίνη bed]. A city or municipal hospital, dispensary, or clinic; used also adjectively.

Asylum (as-i'lum) [L.]. An institution for the support and care of the helpless and deprived classes, such as the insane and the blind.

Asymbolia (ah-sim-bo'le-ah) [Gr. α priv. + σύμβολον symbol]. The loss of all power of communication, even by signs.

Asymmetry (ah-sim'et-re) [Gr. α neg. + συμμετρία symmetry]. Lack or absence of symmetry; dissimilarity in corresponding parts or organs on opposite sides of the body which are normally alike.

Asynchronism (ah-sin'kro-nizm) [Gr. α not + *Synchronism*]. The occurrence at distinct times of events normally synchronous.

Asynclitism (ah-sin'klit-izm) [Gr. α neg. + *Synclitism*]. Oblique presentation of the head in parturition.

Asynergy (ah-sin'er-je) [Gr. α priv. + συνεργία cooperation]. Lack of coördination among parts or organs normally acting in harmony.

Asynesia (ah-sin-e'ze-ah) [Gr. ἀσυνεσία]. Dulness of intellect; stupidity.

Asynodia (ah-sin-o'de-ah) [Gr. α priv. + συνοδία a journeying together]. Sexual impotence.

Asynovia (ah-sin-o've-ah). Deficiency of the synovial secretion.

Asyntrophy (ah-sin'tro-fe) [Gr. α neg. + σύν together + τροφία growth]. Lack of symmetry in development.

Asystematic (ah''sis-tem-at'ik). Not confined to any one system of nerve-fibers; diffuse.

Asystole, Asystolia (ah-sis'to-le, ah-sis-to'le-ah) [Gr. α neg. + *Systole*]. Imperfect or incomplete systole.

Asystolic (ah-sis-tol'ik). Characterized by asystole.

Atactic (ah-tak'tik) [Gr. ἄτακτος irregular]. 1. Same as *Ataxic.* 2. Lacking coördination; irregular.

Atavic, Atavistic (at'av-ik, at-av-is'tik). Characterized by atavism.

Atavism (at'ah-vizm) [L. *at'avus* grandfather]. Inheritance of characteristics from remote, but not from the more immediate, ancestors.

Ataxaphasia (ah''tak-sa-fa'ze-ah) [Gr. ἀταξία lack of order + *Aphasia*]. Ability to utter words, but not sentences.

Ataxia (ah-tak'se-ah) [Gr. ἀταξία lack of order]. Failure of muscular coördination; irregularity of muscular action. **Acute a.,** an ataxic condition due to a general myelitis characterized by minute foci throughout all the nerve-centers from the pons downward. It follows measles, smallpox, and other infectious diseases. **Alcoholic a.,** a condition resembling locomotor ataxia, due to chronic alcoholism. **Briquet's a.,** a hysteric condition with an anesthesia of the skin and leg-muscles. **Broca's a.** Same as *Hysteric a.* **Central a.,** ataxia due to lesion of the centers controlling coördination. **Cerebellar a.,** ataxia due to disease of the cerebellum. **Cerebral a.,** ataxia due to disease of the cerebrum. **A. cor'dis.** Same as *Delirium cordis.* **Family a., Friedreich's a., Hereditary a.,** Friedreich's disease; an inherited disease, usually beginning in childhood or youth, with sclerosis of the dorsal and lateral columns of the spinal cord. It is attended by ataxia, speech-impairment, lateral curvature of the spinal column, and peculiar swaying and irregular movements, with paresis of the muscles, especially of the lower extremities. **Hysteric a.,** hysteria simulating ataxia. **Locomotor a.,** degeneration of the dorsal columns of the spinal cord and of the sensory nerve-trunks, with wasting. The disease is marked by paroxysms or crises of intense pain, incoördination, disturbances of sensation, loss of reflexes, paroxysms of functional disturbance of various organs, as the stomach, larynx, etc.; also by various trophic disturbances, especially of the bones and joints, incontinence or retention of urine, failure of sexual power, etc. The course of the disease is usually slow, but progressive, and, although it may often be temporarily arrested, complete cure is very rare. The disease occurs after middle life, and is more frequent in the male sex. It is also known as *Tabes dorsalis* and *Posterior spinal sclerosis.* **Motor a.,** inability to control the coördinate movements of the muscles. **Spinal a.,** that which is due to disease of the spinal cord. **Static a.,** lack of muscular coördination during states of rest. **Superior a.,** that which affects principally the face and upper extremities. **Thermal a.,** a condition characterized by great and paradoxic fluctuations of the temperature of the body. **Vasomotor a.,** paresis or spasm of blood-vessels, due to some affection of vasomotor nerves or centers.

Ataxiagram (ah-tax'e-ah-gram) [*Ataxia* + Gr. γράμμα writing]. A tracing drawn by an ataxic patient.

Ataxiagraph (ah-tax'e-ag-raf) [*Ataxia* + Gr. γράφειν to write]. An apparatus used in ascertaining the extent of ataxia by measuring the amount of swaying of the body when standing erect and with the eyes closed.

Ataxiamnesic (at-ak''se-am-ne'sik). Characterized by both ataxia and amnesia.

Ataxic (ah-tax'ik). Affected with, or pertaining to, ataxia.

Ataxoadynamia (at-ak''so-ad-in-a'me-ah). Ataxia associated with adynamia; ataxia associated with marked weakness.

Ataxophemia (ah-tax-o-fe'me-ah) [Gr. ἀταξία disorder + φάναι to speak]. Lack of coördination of the speech-muscles.

Ataxophobia (ah-tax-o-fo'be-ah) [Gr. ἀταξία disorder + φόβος fear]. Morbid or insane dread of disorder.

Ataxy (at-ak'se). Same as *Ataxia.*

Atelectasis (at-el-ek'tas-is) [Gr. ἀτελής imperfect + ἔκτασις expansion]. Imperfect expansion of the lungs at birth; also partial collapse of the lung.

Atelectatic (at''el-ek-tat'ik). Pertaining to, or affected with, atelectasis.

Atelia (ah-te'le-ah) [Gr. ἀτέλεια incompleteness]. Imperfect development.

Ateliosis (ah-te-li-o'sis). [Gr. α neg. + τέλειος complete.] Defective development; arrest of development so that the person does not arrive at perfection of development.

Atelocardia (at''el-o-kar'de-ah) [Gr. ἀτελής imperfect + καρδία heart]. Incomplete development of the heart.

Atelocephalous (at''el-o-sef'al-us) [Gr. ἀτελής imperfect + κεφαλή head]. Having an incomplete head or skull.

Atelocheilia (at''el-o-ki'le-ah) [Gr. ἀτελής imperfect + χείλος lip]. Defective development of a lip.

Atelocheiria (at''el-o-ki're-ah) [Gr. ἀτελής incomplete + χείρ hand]. Incomplete development of the hand.

Atelo-encephalia (at''el-o-en-se-fa'le-ah) [Gr. ἀτελής incomplete + ἐγκέφαλον brain]. Imperfect development of the brain.

Ateloglossia (at''el-o-glos'se-ah) [Gr. ἀτελής imperfect + γλῶσσα tongue]. A congenital defect of the tongue.

Atelognathia (at''el-og-na'the-ah) [Gr. ἀτελής imperfect + γνάθος jaw]. Congenital defect of the jaw.

Atelomyelia (at''-el-o-mi-e'le-ah) [Gr. ἀτελής imperfect + μυελός marrow]. Incomplete development of the spinal cord.

Atelopodia (at''el-o-po'de-ah) [Gr. ἀτελής incomplete + πούς foot]. Congenital defect of the foot.

Ateloprosopia (at''el-o-pros-o'pe-ah) [Gr. ἀτελής incomplete + πρόσωπον face]. Defective development of the face.

Atelorrachidia (at''el-or-ra-kid'e-ah) [Gr. ἀτελής incomplete + ῥάχις spine]. Incomplete development of the spinal column.

Atelostomia (at''el-o-sto'me-ah) [Gr. ἀτελής incomplete + στόμα mouth]. Imperfect development of the mouth.

Athelia (ah-the'le-ah) [Gr. α neg. + θηλή nipple]. Absence of the nipples.

Athermal (ah-ther'mal) [Gr. α neg. + θέρμη heat]. Not warm; said of springs, the water of which is below 15° C.

Athermancy (ah-ther'man-se). The state of being athermanous.

Athermanous (ah-ther'man-us) [Gr. α not + θέρμη heat]. Absorbing heat rays and not permitting them to pass.

Athermic (ah-ther'mik) [Gr. α not + θέρμη heat]. Without fever or rise of temperature.

Athermosystaltic (ah-ther″mo-sis-tal′tik) [Gr. α not + θέρμη heat + συσταλτικός drawing together]. Not contracting under the action of cold or heat: said of striated muscle.

Atheroma (ath-er-o′mah) [Gr. ἀθήρη porridge]. 1. A sebaceous cyst. 2. A kind of fatty degeneration of the coats of blood-vessels, producing yellow patches of induration or of softening.

Atheromasia (ath″er-o-ma′ze-ah)[Gr. ἀθήρη gruel]. Atheromatous degeneration.

Atheromatosis (ath″er-o-mat-o′sis). An atheromatous condition.

Atheromatous (ath-er-o′mat-us). Affected with, or of the nature of, atheroma.

Atherosis (ath-er-o′sis) [Gr. ἀθήρη porridge]. Arterial atheroma.

Atherosperma (ath″e-ro-sper′mah) [Gr. ἄθηρ spike + σπέρμα seed]. A genus of monimiaceous trees: the bark of *A. moscha′tum*, sassafras tree of Australasia, is diaphoretic, diuretic, and sedative. Dose of the tincture, 30–60 min. (2–4 c.c.); of the volatile oil, 1–3 min. (0.06–0.2 c.c.).

Athetoid (ath′et-oid) [Gr. ἄθητος not fixed]. 1. Resembling athetosis. 2. Affected with athetosis.

Athetosis (ath-et-o′sis) [Gr. ἄθητος not fixed]. An affection marked by continuous movements of the fingers and toes, occurring chiefly in children, and due principally to a brain-lesion: called also *Post-hemiplegic chorea*. **Double congenital a.**, infantile spasmodic paraplegia.

Athrepsia (ah-threp′se-ah) [Gr. α neg. + θρέψις nutrition]. Insufficient nutrition of infants.

Athreptic (ah-threp′tik). Pertaining to or affected with athrepsia.

Athymia (ah-thim′e-ah) [Gr. α priv. + θύμος mind]. 1. Dementia. 2. Loss of consciousness.

Athyreosis (ah-thi-re-o′sis). The condition due to absence of the thyroid gland.

Athyria (ah-thir′e-ah) [Gr. α priv. + *Thyroid*]. Absence of the thyroid gland; also the myxedema consequent upon it.

Athyroidation, Athyroidism, Athyrosis (ah-thi-roi-da′shun, ah-thi′roi-dism, ah-thi-ro′sis). The condition of ill health due to loss of the thyroid gland or to insufficient secretion of the gland.

Athyroidemia (ah-thi-roi-de′me-ah) [L. *Athyroidism* + Gr. αἷμα blood]. Abnormal state of the blood due to athyroidism.

Atlantad (at-lan′tad). Toward the atlas.

Atlantal (at-lan′tal). Pertaining to the atlas.

Atlantodidymus (at-lan″to-did′im-us) [Gr. ἄτλας the atlas + δίδυμος twin]. A monster-fetus with two heads on one neck.

Atlanto-odontoid (at-lan″to-o-don′toid). Pertaining to the atlas and to the odontoid process of the axis.

Atlas (at′las) [Gr.]. The first cervical vertebra.

Atlo-axoid (at-lo-ak′soid). Pertaining to the atlas and the axis.

Atlodymus (at-lod′im-us) [*Atlas* + Gr. δίδυμος twin]. A monster-fetus with one body and two heads.

Atloido-occipital (at-loi″do-ok-sip′it-al). Pertaining to the atlas and the occiput.

Atmiatrics, Atmiatry (at-me-at′riks, at′me-at-ry) [Gr. ἀτμός vapor + ἰατρεία healing art]. Treatment by medicated vapors.

Atmidalbumin (at-mid-al′bu-min) [Gr. ἀτμός steam + *Albumin*]. A proteid formed by the action of superheated steam upon a proteid.

Atmidalbumose (at-mid-al′bu-mōs). An albumose derived from atmidalbumin by dehydration.

Atmocausis (at-mo-kaw′sis) [Gr. ἀτμός steam + καῦσις burning]. Treatment by the direct application of superheated steam: used chiefly in non-malignant uterine affections.

Atmocautery (at-mo-kaw′ter-e). An instrument for performing atmocausis.

Atmograph (at′mo-graf) [Gr. ἀτμός breath + γράφειν to record]. An instrument for recording respiratory movements.

Atmokausis (at-mo-kaw′sis). See *Atmocausis*.

Atmolysis (at-mol′is-is) [Gr. ἀτμός vapor + λύσις loosing]. The separation of mixed gases by passing through a porous plate, the more diffusible passing through first.

Atmometer (at-mom′et-er) [Gr. ἀτμός vapor + μέτρον measure]. An instrument for measuring exhaled vapors, or the amount of water exhaled by evaporation in a given time, in order to ascertain the humidity of the atmosphere.

Atmosphere (at′mos-fēr) [Gr. ἀτμός air + σφαῖρα sphere]. 1. The air encircling the earth. See *Air*. 2. The pressure of the air upon the earth at the sea-level, or 15 pounds to the square inch.

Atmospheric (at-mo-sfer′ik). Of or pertaining to the atmosphere.

Atmospherization (at-mos-fer-iz-a′shun). The transformation of venous blood into arterial blood.

Atmotherapy (at-mo-ther′ap-e) [Gr. ἀτμός air + θεραπεια treatment]. 1. Treatment by medicated vapors. 2. Treatment by methodic reduction of respiration.

Atocia (ah-to′se-ah) [Gr. α priv. + τόκος birth]. Sterility in the female.

Atom (at′om) [Gr. ἄτομος indivisible]. Any one of the ultimate particles of a molecule or of any matter. An atom is the smallest quantity of an element that can exist and still retain the chemical properties of the element.

Atomic (ah-tom′ik). Of or pertaining to an atom.

Atomicity (at-om-is′it-e). Chemical valency, or quantivalence.

Atomization (at″um-iz-a′shun). The act or process of breaking a liquid up into spray.

Atomizer (at′om-i-zer). An instrument for throwing a jet of spray.

Atonic (at-on′ik) [L. *aton′icus*; Gr. α neg. + τόνος tone]. Characterized by lack of normal tone.

Atonicity (at-on-is′it-e). Atonic quality.

Atony (at′on-e) [L. *ato′nia*, from Gr. α priv. + τόνος tone]. Lack of normal tone or strength.

Atopic (ah-top′ik) [Gr. α not + τόπος place]. Out of place; displaced.

Atopomenorrhea (at″op-o-men-or-re′ah) [Gr. ἄτοπος misplaced + μήν month + ῥοία flow]. Vicarious menstruation.

Atoxogen (at-ok′so-jen) [Gr. α neg. + τοξικόν poison + γέννᾶν to produce]. A preparation from spleen and adrenals of horses: used for defensive inoculation.

Atoxyl (ah-tok′sil). A white odorless powder, $C_6H_7O_3NAsNa + H_2O$ or meta-arsenious acid-anilid. It contains 37 per cent. of arsenic. It is used hypodermically in psoriasis, lichen, and other chronic skin-diseases in 20 per cent. solution. It is given internally and hypodermically in anemia, chlorosis, neurasthenia, hysteria, chorea, and tuberculosis. It is also recommended in trypanosomiasis. Hypodermic dose, ½–⅔ gr. (0.02–0.04 gm.).

Atrabiliary (at-ra-bil′e-a-re) [L. *at′ra* black + *bi′lis* bile]. Pertaining to black bile. See *Capsule, Atrabiliary*.

Atrabilin (at-rah-bi′lin). A preparation of suprarenal gland used as a hemostatic in eye-diseases.

Atremia (ah-tre′me-ah) [Gr. α neg. + τρέμειν to tremble]. 1. Absence of tremor. 2. Hysteric inability to walk.

Atrepsy (at′rep-se) [Gr. α not + θέψις nutrition]. Ehrlich's term for immunity to tumor cells which he conceived to be due to absence of the peculiar food-matter required for tumor growth.

Atresia (ah-tre′ze-ah) [Gr. α neg. + τρήσις a boring]. Imperforation; absence or closure of a normal opening. **A. a′ni**, imperforation of the anus. **A. i′ridis**, closure of the pupillary opening.

Atresic (at-re′zik). Characterized by atresia.

Atretogastria (ah-tre-to-gas′tre-ah) [Gr. ἄτρητος imperforate + γαστήρ stomach]. Imperforation of the stomach.

Atreturethria (ah-tre-tu-re′thre-ah) [Gr. ἄτρητος imperforate + οὐρήθρα urethra]. Imperforation of the urethra.

Atria (a′tre-ah). Pleural of *Atrium*.

Atrial (a′tre-al). Pertaining to an atrium.

Atricha (ah′trik-ah) [Gr. α not + θρίξ hair]. A group of bacteria including those forms which show no flagella.

Atrichia (ah-trik′e-ah) [Gr. α neg. + θρίξ hair]. Absence or lack of hair.

Atrichosis (ah-trik-o′sis). Same as *Atrichia*.

Atriotome (at′re-o-tōm) [*Atrium* + Gr. τομή cutting]. An instrument by which the connections between the auricle and ventricle of the heart may be cut without hemorrhage.

Atrioventricular (at″re-o-ven-trik′u-lar). Pertaining to an atrium or auricle of the heart and to a ventricle.

Atriplicism (ah-trip′lis-izm). Poisoning produced by eating a kind of spinach, *At′riplex litora′lis*.

Atrium (a′tre-um), pl. *a′tria* [L. "hall"]. 1. An auricle of the heart. 2. The main part of the tympanic chamber, situated below the head of the malleus. **A. dex′trum**, the right auricle. **Infection-a.**, the point of entrance of a bacterial disease into the system. **Left a.**, the left auricle. **Right a.**, the right auricle. **A. sinis′trum**, the left auricle.

Atropa (at′ro-pah) [Gr. Ἄτροπος "undeviating," one of the Fates]. A genus of solanaceous plants. See *Belladonna* and *Mandrake*.

Atrophedema (at-rof-ed-e′mah) [*Atrophy* + *Edema*]. A chronic hereditary disease probably of angioneurotic origin.

Atrophia (ah-tro′fe-ah) [L., from Gr. α neg. + τροφή nourishment]. Latin for *Atrophy*. **A. cu′tis**. See *Atrophoderma*. **A. infan′tum**, tabes mesenterica. **A. pilo′rum pro′pria**, atrophy of the hair. **A. testic′uli**, wasting of the testicle. **A. un′guium**, atrophy of the nails.

Atrophic (at-rof′ik). Pertaining to or characterized by atrophy.

Atrophoderma (ah-trof″o-der′mah) [Gr. ἀτροφος unfed + δέρμα skin]. Atrophy of the skin or a part of it.

Atrophy (at′ro-fe) [L. *atro′phia*; Gr. ἀτροφία]. A wasting or diminution in the size of a part; defect or failure of nutrition. **Acute yellow a.**, atrophy and yellow discoloration of the liver with jaundice. The disease is attended by delirium, coma, and convulsions, and is usually fatal. **Adipose a.**, emaciation due to lack of adipose tissue. **Arthritic a.**, wasting of the muscles that surround a joint: due to injury or to constitutional disease. **Brown a.**, atrophy in which the affected viscus assumes a brownish hue. It is seen chiefly in the heart, liver, and spleen. **Compression-a.**, atrophy of a part due to constant pressure. **Concentric a.**, atrophy of a hollow organ in which its cavity is contracted. **Correlated a.**, the wasting of a part following the destruction or removal of a correlated part. **Cruveilhier's a.**, progressive muscular atrophy. **Degenerative a.**, the wasting of a part due to degeneration of its cells. **Déjerine-Sotta's type**, hypertrophic interstitial neuritis of infancy. **Dental a.**, erosion of the teeth. **A. of disuse**, wasting caused by lack of normal exercise. **Eccentric a.**, atrophy of a hollow organ in which the size of the cavity is increased. **Gray a.**, a degeneration of the optic disk in which it becomes gray. **Hemifacial a.**, atrophy of one side of the face. **Hemilingual a.**, atrophy of one side of the tongue. **Hoffman's a.**, a variety of progressive muscular atrophy affecting the legs below the knees, and the forearms and hand. **Idiopathic muscular a.**, a chronic disease, marked by progressive wasting affecting groups of muscles, and due to changes in the muscles themselves. **Interstitial a.**, absorption of the mineral matter of bones so that only the reticulated portion remains. **Landouzy-Déjerine a.**, atrophy of the muscles of the face and scapulohumeral region. **Linear a.**, atrophy of the papillary layer of the skin, causing the appearance of blue and white lines. **Muscular a.**, a wasting of muscular tissue: of this condition there are many kinds and causes. **A. musculo′rum lipomato′sa**, pseudohypertrophic muscular paralysis. See under *Paralysis*. **Myopathic a.**, muscular atrophy due to disease of the muscle-tissue. **Neuritic muscular a.**, a degeneration of the nerve-trunks, often involving the spinal cord, and causing a wasting of the muscles, beginning with the feet. It is hereditary, usually begins in early life, and is never cured. **Neuropathic a.**, atrophy of muscular tissue due to disease of the nervous system. **Neurotic a.**, atrophy due to disease of the nervous system. **Numerical a.**, atrophy due to diminution in the number of the constituent elements, as well as shrinkage of those which remain. **Parrot's a. of the newborn**, primary infantile atrophy, or marasmus. **Pigmentary a.**, wasting marked by the deposit of pigment in the atrophied cells. **Progressive muscular a.**, a chronic disease marked by progressive wasting of the muscles with paralysis, due to degeneration of the ventral gray horns of the spinal cord, followed by degeneration of anterior nerve-roots and muscles. It is called also *Poliomyelitis anterior* and *Wasting palsy*. **Progressive unilateral facial a.**, an affection attended by progressive wasting of the skin, tissues, and bone, often of the muscles of one side of the face. **Red a.**, atrophy, mainly of the liver, due to chronic congestion from valvular heart-disease. **Rheumatic a.**, atrophy of muscles after an attack of rheumatism. **Senile a.**, the atrophy of old age. **Serous a.**, atrophy with the effusion of a serous fluid into the wasted tissues. **Simple a.**, atrophy due to a shrinkage in size of individual cells. **Spinoneural a.**, atrophic muscular paralysis resulting from some lesion of the lower portion of the motor tract of the cord. Called also *Degenerative atrophy* or *paralysis*. **Trophoneurotic a.**, atrophy due to disease of the nerves or of a center supplying a part. **Unilateral facial a.**, progressive wasting of the tissues of one side of the face. **White a.**, atrophy of a nerve, leaving only white connective tissue.

Atropin (at′ro-pin). A poisonous crystalline alkaloid, $C_{17}H_{23}NO_3$, from belladonna, soluble in alcohol and sparingly in water. It is mydriatic and narcotic, acting by stimulating the sympathetic and depressing the cerebrospinal nerves. It increases the frequency of the heart's action

and the strength of respiration, checks the action of the secreting glands (salivary, sweat, mammary, etc.), and produces paralysis of accommodation and dilatation of the pupil. It is used as a mydriatic in testing refraction, to lessen the vascularity of the iris in iritis, etc.; also in cerebral and spinal hyperemia, cardiac failure, excessive sweating, atonic constipation, and in spasm, such as asthma, colic, whooping-cough, etc. Dose, $\frac{1}{96}$–$\frac{1}{64}$ gr. (0.0006–0.001 gm.). **A. hydriodate,** $C_{17}H_{23}NO_3.HIO_3$: a salt used in eye cases in ½–1½ per cent. solution. **A. methylbromid,** a white crystalline compound soluble in water: used as a mydriatic and antihydrotic. Doses $\frac{1}{10}$–$\frac{1}{8}$ gr. (0.007–0.014 gm.) As a mydriatic in 1 per cent. solution. **A. salicylate,** a deliquescent powder: dose same as the sulphate. **A. santonate,** a salt of atropin and santonic acid: highly commended, **A. stearate** contains 50.4 per cent. of atropin: it is used in ointments and suppositories. **A. sulphate,** a crystalline or amorphous powder, $(C_{17}H_{23}NO_3)_2H_2SO_4$, soluble in water. It has the same properties as atropin. Dose, $\frac{1}{120}$–$\frac{1}{60}$ gr. (0.0005–0.0011 gm.).

Atropina (at-ro-pi'na). Same as *Atropin.*

Atropinism, Atropism (at-ro'pin-izm, at'ro-pizm). Poisoning due to the misuse of atropin or of belladonna.

Atropinization (at-ro''pin-iz-a'shun). 1. Subjection to the influence of atropin. 2. Atropism.

Atroscin (at-ros'in). An alkaloid, $C_{17}H_{21}NO_4$, from *Scopo'lia atropoi'des,* isomeric with hyoscin, but far more active as a mydriatic.

Attar (at'tar) [Persian "essence"]. Any essential or volatile oil of vegetable origin. **A. of roses,** a volatile oil derived from rose-petals.

Attendant (at-ten'dant) [L. *atten'dere* to wait upon]. A non-professional person attached to a hospital or asylum.

Attenuant (at-ten'u-ant). 1. Causing thinness, as of the blood. 2. A medicine that thins the blood.

Attenuate (at-ten'u-āt) [L. *attenua're* to thin]. To render thin; to render less virulent.

Attenuation (at-ten-u-a'shun) [L. *attenua'tio,* from *ad* to + *ten'uis* thin]. 1. The act or process of thinning or weakening, especially the weakening the toxicity of a virus or of a microörganism by repeated inoculation, successive culture, etc. 2. A medicine or virus that has been attenuated.

Attic (at'tik) [L. *at'ticus*]. The part of the tympanum that is situated above the atrium.

Atticitis (at-ik-i'tis). Inflammation of the attic of the tympanum.

Atticoantrotomy (at''ik-o-an-trot'o-me). The operation of opening the attic and mastoid antrum.

Atticomastoid (at''ik-o-mas'toid). Pertaining to the attic and the mastoid.

Atticotomy (at-tik-ot'om-e) [*Attic* + Gr. τέμνειν to cut]. The surgical opening of the attic of the labyrinth.

Attitude (at'te-tūd) [L. *attitu'do* posture]. A posture or position of the body. **Crucifixion-a.,** rigidity of the body, with the arms extended at right angles: seen in hystero-epilepsy. **Frozen a.,** a peculiar stiffness of the gait, especially seen in amyotrophic lateral sclerosis. **Passionate a.,** the dramatic or theatric expression or gesture often assumed by hysteric patients.

Attollens (at-tol'enz) [L. "lifting up"]. Raising; lifting up. **A. au'rem, A. au'ris.** See *Muscles, Table of.*

Attraction (at-trak'shun) [L. *attrac'tio*]. The force, act, or process that draws one body toward another. **A. of affinity, Chemical a.,** the tendency of atoms of one element to unite with those of another. **Capillary a.,** the force which attracts the particles of a fluid into and along the caliber of a capillary tube. **Electric a.,** the tendency of bodies charged with opposite electricities to move toward each other. **Magnetic a.,** the influence of a magnet upon iron and certain other elements. **A.-particle,** a small particle seen in the center of an attraction-sphere. **A.-sphere,** the central mass of the aster in karyokinesis, from which the rays proceed; also the clear area surrounding the centrosome.

Attrahens (at'trah-henz) [L. for "drawing toward"]. **A. au'rem.** See *Muscles, Table of.*

Attraxin (at-rak'sin). Fischer's name for supposed specific bodies existing in solutions which, when the solution is injected into the tissues, exerts a chemotactic influence on the epithelial cells.

Attrition (at-trish'un) [L. *attri'tio* a rubbing against]. A rubbing or friction.

Atypic (ah-tip'ik) [Gr. α priv. + τύπος type]. Irregular; not comformable to the type.

Au. The symbol for *gold* (L. *au'rum*).

Auantic (aw-an'tik) [Gr. αὐαντικός wasted]. Characterized by wasting; atrophic.

Audiclave (aw'dik-lāv). An instrument for aiding hearing.

Audiometer (aw-de-om'et-er) [L. *audi're* to hear + Gr. μέτρον measure]. A device to test the power of hearing.

Audiometry (aw-de-om'et-re). The testing of the sense of hearing.

Audiphone (aw'dif-ōn) [L. *audi're* to hear + Gr. φωνή voice]. A device for aiding the deaf to hear.

Audition (aw-dish'un) [L. *audi'tio*]. The act of hearing; ability to hear. **Chromatic a., A. colorée,** a sensation of color produced by sound; a variety of *Chromesthesia.*

Auditory (aw'dit-o-re) [L. *audito'rius*]. Pertaining to the sense of hearing.

Auerbach's ganglion, plexus, etc. (ow'er-bahks). See *Ganglion, Plexus,* etc.

Augnathus (awg-na'thus) [Gr. αὖ besides + γνάθος jaw]. A fetus with a double lower jaw.

Aula (aw'lah) [L.; Gr. αὐλή hall]. The anterior part of the third ventricle of the cerebrum.

Aulatela (aw-lat-e'lah) [L. *au'la* hall + *te'la* web]. The membranous covering of the aula.

Aulic (aw'lik) [L. *au'licus*]. Pertaining to the aula.

Auliplex, Auliplexus (aw'lip-lex, aw-lip-lex'us) [*Aula* + *Plexus*]. A part of the choroid plexus within the aula.

Aulix (aw'lix) [L. "furrow"]. The fissure of Monro.

Aura (aw'rah) [L. for "breath"]. A peculiar sensation or phenomenon that precedes an epileptic attack. **Auditory a.,** an auditory sensation which sometimes precedes an attack of epilepsy. **Electric a.,** a breezy sensation experienced on the receipt of a discharge of static electricity. **Epigastric a.,** a painful sensation in the epigastrium which sometimes precedes an epileptic attack. **Epileptic a.,** a peculiar sensation which sometimes gives warning of an approaching attack of epilepsy. **A. hyster'ica,** an aura like that preceding an epileptic attack sometimes experienced by hysteric patients. **A. vertigino'sa,** a sudden attack of vertigo occurring in certain neuroses.

Aural (aw'ral) [L. *aura'lis*]. 1. Pertaining to the ear. 2. Pertaining to or of the nature of an aura.

Auramin (aw-ram'in). Yellow pyoktanin. See *Pyoktanin.*

Aurantia (aw-ran'she-ah). An orange coal-tar dye or stain.

Aurantium (aw''ran'she-um) [L. for "orange;" gen. *auran'tii*]. See *Orange.* **A. ama'rum cortex,** the peel or rind of the bitter orange. **A. dul'ce cortex,** the rind of the sweet orange.

Aureol (aw're-ol) [L. *au'rum* gold + *o'leum* oil]. A hair-dye containing menthol (1 per cent.); mono-amidodiphenylamin (0.6 per cent.); amidophenol chlorhydrate (0.3 per cent.); sodium sulphite (0.5 per cent.); dissolved in 50 per cent. alcohol.

Auric (aw'rik). Pertaining to or containing gold.

Auricle (aw'rik-l) [L. *auric'ula*]. 1. The pinna or flap of the ear; the portion of the external ear not contained within the head. 2. The chamber at the apex of the heart on either side above the ventricle. **Cervical a.,** a flap of skin and yellow cartilage sometimes seen on the side of the neck at the external opening of a persistent branchial cleft.

Auricular (aw-rik'u-lar) [L. *auricula'ris*]. Pertaining to an auricle, or to the ear.

Auriculare (aw-rik-u-la're) [L. *auricula'ris* pertaining to the ear]. A craniometric point at the top of the opening of the external auditory meatus.

Auricularis magnus (aw''rik-u-la'ris mag'nus). See *Nerves, Table of.*

Auriculocranial (aw-rik''u-lo-kra'ne-al). Pertaining to the auricle and the cranium.

Auriculotemporal (aw-rik''u-lo-tem'po-ral). Pertaining to an auricle and to a temple.

Auriculoventricular (aw-rik''u-lo-ven-trik'u-lar). Pertaining to an auricle and a ventricle.

Auriginous (aw-rij'en-us) [L. *aurigin'eus, aurigino'sus*]. Jaundiced; icteric.

Aurin (aw'rin). Same as *Peonin.*

Aurinasal (au-rin-a'sal). Pertaining to the ear and the nose.

Auripuncture (aw'rip-unkt-ūr) [L. *au'ris* ear + *punctu'ra* puncture]. Surgical puncture of the membrana tympani.

Auris (aw'ris). Latin for *Ear.*

Auriscalpium (aw-ris-kal'pe-um) [L. *au'ris* ear + *scal'pere* to scrape]. An instrument for scooping or scraping foreign matter from the ear.

Auriscope (aw'ris-kōp) [L. *au'ris* ear + Gr. σκοπεῖν to see]. A form of otoscope.

Aurist (aw'rist). A specialist in ear-diseases.

Aurum (aw'rum) [L. for "gold"]. See *Gold.* **A. vegeta'bile** [L. for "vegetable gold"]. See *Acid, Pipitzahoic.*

Auscult, Auscultate (aws-kult', aws-kul'tāt) [L. *ausculta're* to listen to]. To perform or practise auscultation; to examine by listening.

Auscultation (aws-kul-ta'shun). The act of listening for sounds within the body, chiefly for ascertaining the condition of the lungs, heart, pleura, and other organs, and for the detection of pregnancy. **Immediate a.,** auscultation performed without the stethoscope. **Koranyi's a.,** auscultatory percussion done by tapping with one forefinger the second joint of the other forefinger applied perpendicularly to the part. **Mediate a.,** auscultation performed by the aid of an instrument (stethoscope) interposed between the ear and the body. **Obstetric a.,** auscultation in pregnancy for the study of the sounds of the fetal heart, etc. **Parallel a.,** simultaneous auscultation of corresponding spots on each side of the chest. **Rod a.,** auscultatory percussion performed by rubbing the fingers up and down a grooved wooden stick applied perpendicularly to the surface. **Stroke a.,** auscultatory percussion performed by stroking of the surface with the finger tips. **Transmanual a.,** auscultation through the hand laid over the part.

Auscultatory (aws-kul'ta-to-re). Of or pertaining to auscultation.

Auscultoscope (aws-kul'to-skōp). Same as *Phonendoscope.*

Autan, Autane (aw-tan'). A mixture of polymerized formaldehyd and metallic peroxid. When water is added to the powder a gas consisting of formalin and aqueous vapor is given off. It is used as a disinfectant.

Autechoscope (aw-tek'o-skōp) [Gr. αὐτός self + ἦχος sound + σκοπεῖν to inspect]. An instrument for auscultating one's own body.

Autecic (aw-te'sik). See *Autœcic.*

Auto [Gr. αὐτός self]. A prefix signifying self.

Auto-antitoxin (aw-to-an-te-tok'sin) [Gr. αὐτός self + *Antitoxin*]. Antitoxin produced by the organs of the body and serving to protect the body from disease.

Auto-audible (aw-to-aw'dib-l). Audible to one's self: said of heart sounds.

Autoblast (aw'to-blast). An independent, solitary bioblast; a microörganism.

Autocatheterism (aw-to-kath'et-er-izm) [Gr. αὐτός self + *Catheterism*]. The passage of the catheter by the patient himself.

Autochthonous (aw-tok'thon-us) [Gr. αὐτός self + χθών land]. Found in the place of formation; not removed to a new site.

Autocinesis (aw''to-sin'e-sis) [Gr. αὐτός self + κίνησις motion]. Voluntary motion.

Autoclasis (aw-tok'la-sis) [Gr. αὐτός self + κλάσις breaking]. Destruction of a part by influences developed within itself.

Autoclave (aw'to-klāv) [Gr. αὐτός self + L. *cla'vis* key]. An apparatus for effecting sterilization by steam under pressure. It is fitted with a gauge which regulates automatically the pressure, and therefore the degree of heat to which the germs are subjected.

Autoconduction (aw-to-kon-duk'shun). A method of applying high-frequency currents by placing the patient or the part to be acted upon within the solenoid, and without direct connection with the circuit.

Autocystoplasty (aw-to-sis'to-plas-ti). A plastic operation on the bladder with grafts from the patient's body.

Autocytotoxin (aw-to-si'to-tok-sin). A cytotoxin formed in the body by absorption of the products of degenerated cells.

Autodidact (aw''to-did-akt') [Gr. αὐτός self + διδακτός taught]. One who is self-taught in his profession.

Autodigestion (aw''to-di-jes'chun). See *Autopepsia.*

Autœcic (aw-te'sik) [Gr. αὐτός self + οἶκος house]. Always living upon the same organism.

Autoepilation (aw''to-ep-il-a'shun) [Gr. αὐτός self + *Epilation*]. Spontaneous falling out of hair.

Autofundoscope (aw-to-fun'do-skōp). An instrument based on the fact that by observing an illuminated blank space through a pin-perforated card one can see faint images of the retinal vessels of his own eyes.

Autogamous (aw-tog'am-us). Characterized by self fertilization.

Autogamy (aw-tog'am-e) [Gr. αὐτός self + γάμος marriage]. 1. Self fertilization. 2. Conjugation in which the gametes are derived from the same parent gametocyte.

Autogenesis (aw-to-jen'es-is) [Gr. αὐτός self + γένεσις production]. Origination within the organism.

Autogenetic, Autogenous (aw''to-je-net'ik, aw-toj'en-us) [*Auto-* + *Genesis*]. Originated within the body.

Autographism (aw-tog'raf-izm) [Gr. αὐτός self + γράφειν to write]. A hysteric state in which marks of words written upon the skin leave more or less persistent traces.

Autohypnotic (aw''to-hip-not'ik). 1. Pertaining to self-induced hypnotism. 2. One who can put himself into a hypnotic state.

Auto-immunization (aw''to-im-mu-ni-za'shun). Immunization effected by natural processes within the body.

Auto-infection (aw''to-in-fek'shun) [Gr. αὐτός self + *Infection*]. Infection by a virus generated within the organism.

Auto-infusion (aw''to-in-fu'zhun) [Gr. αὐτός self + *Infusion*]. The forcing of the blood toward the heart by bandaging the extremities, compression of the abdominal aorta, etc.

Auto-inoculable (aw''to-in-ok'u-la-bl) [*Auto-* + *Inoculable*]. Susceptible of being inoculated upon a person already affected.

Auto-inoculation (aw''to-in-ok'u-la'shun) [Gr. αὐτός self + *Inoculation*]. Inoculation with a virus from one's own body.

Auto-intoxicant (aw''to-in-tok'sik-ant). A poison generated within the system.

Auto-intoxication (aw''to-in-tok-ik-a'shun) [Gr. αὐτός self + *Intoxication*]. Poisoning by some uneliminated toxin generated within the body.

Autoisolysin (aw-to-i-sol'is-in). A lysin which destroys the corpuscles of the subject from which it was obtained as well as those of other animals of the same species.

Autokinesis (aw''to-kin-e'sis) [Gr. αὐτός self + κίνησις motion]. Voluntary motion.

Autokinetic (aw''to-kin-et'ik). Having the power of voluntary motion.

Autolaryngoscopy (aw''to-lar-in-gos'ko-pe). Observation of one's own larynx.

Autolavage (aw''to-lah-vahzh') [Gr. αὐτός self + *Lavage*]. Lavage performed on one's self, or on one's own stomach.

Autolysin (aw-tol'is-in). A lysin developed in an organism and capable of destroying the cells or tissues of that organism.

Autolysis (aw-tol'is-is) [Gr. αὐτός self + λύσις solution]. 1. The automatic disintegration of tissue; self-disintegration. 2. The destruction of cells of the body by its own serum.

Autolytic (aw-to-lit'ik). Pertaining to or causing autolysis.

Automatic (aw-to-mat'ik) [Gr. αὐτοματικός self-acting]. Spontaneous; done by no act of the will.

Automatism (aw-tom'at-izm) [Gr. αὐτοματισμός self-action]. The performance of acts without conscious volition. **Ambulatory a.**, a condition in which the patient walks about and performs acts mechanically and without consciousness of what he is doing. Called also *Poriomania*.

Automatograph (aw-to-mat'o-graf) [Gr. αὐτοματισμός automatism + γράφειν to write]. An instrument for recording involuntary movements.

Automysophobia (aw''to-mis-o-fo'be-ah) [Gr. αὐτός self + *Mysophobia*]. Insane dread of personal uncleanness.

Autonomous (aw-ton'om-us) [Gr. αὐτός self + νόμος law]. Having independent functions.

Autonomy (aw-ton'om-e) [Gr. αὐτός self + νόμος law]. Functional independence of other parts.

Auto-ophthalmoscope (aw''to-of-thal'mos-kōp) [*Auto-* + *Ophthalmoscope*]. An ophthalmoscope for examining one's own eyes.

Auto-ophthalmoscopy (aw''to-of-thal-mos'ko-pe) [*Auto-* + *Ophthalmoscopy*]. The use of the auto-ophthalmoscope.

Autopathography (aw''to-path-og'raf-e) [Gr. αὐτός self + πάθος disease + γράφειν to write]. A written description of the pathography of one's own disease.

Autopathy (aw-top'ath-e) [Gr. αὐτός self + πάθος disease]. A disease without apparent external causation.

Autopepsia (aw-to-pep'she-ah) [Gr. αὐτός self + πέπτειν to digest]. Digestion of the stomach-wall by its own secretions.

Autophagia, Autophagy (aw-to-fa'je-ah, aw-tof'-a-je) [Gr. αὐτός self + φαγεῖν to eat]. The eating of one's own flesh in insanity.

Autophobia (aw-to-fo'be-ah) [Gr. αὐτός self + φόβος fear]. Insane dread of solitude.

Autophonometry (aw-to-fo-nom'et-re) [Gr. αὐτός self + φωνή wire + μέτρον measure]. The application of a vibrating tuning-fork to the body of a patient for the purpose of having him describe the sensations which it produces.

Autophony (aw-tof'o-ne) [Gr. αὐτός self + φωνή voice]. 1. Observation of one's own voice as transmitted through a patient's chest. 2. A condition in which a patient's voice seems to himself abnormal or too loud.

Autophthalmoscope (aw-tof-thal'mos-kōp). See *Auto-ophthalmoscope*.

Autoplastic (aw-to-plas'tik). Pertaining to autoplasty.

Autoplasty (aw'to-plas-te) [Gr. αὐτός self + πλάσσειν to form]. The repair of diseased or injured parts by pieces taken from another part of the body.

Autoprecipitin (aw-to-pre-sip'it-in). A precipitin which acts on the serum of the animal in which it was developed.

Autoprotection (aw-to-pro-tek'shun). Self-protection; particularly the protection of the body from diseases by the development of auto-antitoxins.

Autopsy (aw'top-se) [Gr. αὐτός self + ὄψις view]. The post-mortem examination of a body.

Autopsychorrhythmia (aw''to-si-ko-rith'me-ah) [Gr. αὐτός self + ψύχη mind + ῥυθμός rhythm]. Pathologic rhythmic activity of the brain.

Autoscope (aw'to-skōp) [Gr. αὐτός self + σκοπεῖν to view]. An instrument for the examination of one's own organs.

Autoscopy (aw-tos'ko-pe) [Gr. αὐτός self + σκοπεῖν to view]. 1. The examination of one's own organs. 2. Direct examination of the larynx without the interposition of a mirror.

Autoserodiagnosis (aw-to-se-ro-di-ag-no'sis). Diagnostic use of a serum from the patient's own blood.

Autoserotherapy (aw-to-se-ro-ther'ap-e) [Gr. αὐτός self + *serum* + θεραπεῖν treatment]. Treatment of disease of a part by serum derived from the part.

Autoserous (aw-to-se'rus). Accomplished by means of one's own serum.

Autoserum (aw-to-se'rum) [Gr. αὐτός self + *Serum*]. A serum which is used on the patient from which it is derived.

Autosite (aw'to-sīt) [Gr. αὐτός self + σιτός food].

1. A monster or teratism capable of independent life. 2. A teratism upon or within which a parasitic twin lives.

Autospermotoxin (aw''to-sper-mo-tok'sin). A substance formed in the body and capable of agglutinating the spermatozoa of the animal in which they are formed.

Autospray (au'to-spray). An apparatus for spraying, to be used by the patient himself.

Autostethoscope (aw-to-steth'os-kōp) [*Auto-* + *Stethoscope*]. A stethoscope for use upon one's own chest.

Autosuggestibility (aw''to-sug-jes-tib-il'it-e). A peculiar mental state with loss of will, in which suggestions become easy.

Autosuggestion (aw''to-sug-jest'yun) [Gr. αὐτός self + *Suggestion*]. The apparently spontaneous occurrence to the mind of ideas derived from impressions received in the hypnotic state. The term is also applied to the peculiar mental state often occurring after accidents, in which the will and judgment are partially obscured and suggestions are easily received, so that the slightest injury to a part induces a hysteric paralysis, contracture, or other disability. This latter state is also called *Traumatic suggestion*.

Autotemnous (aw-to-tem'nus) [Gr. αὐτός self + τέμνειν to divide]. Capable of spontaneous division.

Autotherapy (aw-to-ther'ap-e) [Gr. αὐτός self + θεραπεία treatment]. The spontaneous cure of disease.

Autotoxemia, Autotoxicosis (aw''to-tok-se'me-ah, aw''to-tox-ik-o'sis) [Gr. αὐτός self + τοξικόν poison + αἷμα blood]. Poisoning by a ferment or virus generated within the body.

Autotoxic (aw-to-tok'sik) [Gr. αὐτός self + τοξικόν poison]. Pertaining to autointoxication.

Autotoxide (aw-to-tok'sid). A proprietary antiseptic and anodyne stimulant for the nervous and glandular systems.

Autotoxin (aw-to-tok'sin). Any pathogenic principle developed within the body from tissue-metamorphosis.

Autotoxis (aw-to-tok'sis). Same as *Auto-intoxication*.

Autotransfusion (aw''to-trans-fu'zhun). The forcing of the blood into vital parts by bandaging or elevating the limb.

Autotuberculin (aw-to-tu-ber'ku-lin). Tuberculin derived from a patient's own sputum.

Autotyphization (aw''to-ti-fiz-a'shun). The production of a state like typhoid fever from accumulation of waste matters in the system.

Autovaccination (aw''to-vak-sin-a'shun). The vaccination of a patient with his own virus.

Autoxemia (aw-tok-se'me-ah). Same as *Autotoxemia*.

Autoxidator (aw-tox'id-a-tor). A substance in any active cell which can be oxidized by water, producing hydrogen peroxid.

Auxanogram (awk-san'o-gram). The plate culture used in auxanography.

Auxanography (awk-san-og'raf-e) [Gr. αὐξάνειν to grow + γράφειν to write]. A method of determing the most suitable medium for a microbe by placing drops of various solutions on a plate culture of a poor medium. The microbe will develop the strongest colonies on that spot which contains the best medium.

Auxiliary (awx-il'e-a-re) [L. *auxilia'ris*]. 1. Affording aid. 2. That which affords aid.

Auxocardia (awx-o-kar'de-ah) [Gr. αὐξεῖν to increase + καρδία heart]. 1. Diastole. 2. Enlargement of the heart.

Auxiometer, Auxometer (awks-e-om'et-er), awks-om'et-er) [Gr. αὐξεῖν to increase + μέτρον measure]. 1. An apparatus for measuring the magnifying powers of lenses. 2. A dynamometer.

Ava, Ava-kava (ah'vah, ah''vah-kah'vah). Same as *Kava*.

Avalvular (ah-val'vu-lar). Having no valves.

Avariosis (ah-var-e-o'sis) [Fr. *avarie*, damage]. Syphilis.

Avascular (ah-vas'ku-lar) [Gr. α neg. + *Vascular*]. Not vascular.

Avascularization (ah-vask''u-lar-i-za'shun). The expulsion of blood from a part, as by elastic bandages.

Avena (ah-ve'nah) [L.]. A genus of grasses. **A. sati'va**, the common oat. The seeds or grains of the oat are nutritious and stimulant. Dose of fluid extract or concentrated tincture, 10–120 min. (0.666–8 c.c.).

Avenin (av-e'nin). 1. A stimulant and tonic preparation from oats. 2. A principle like casein, obtainable from oats.

Avenolith (av-e'no-lith) [L. *ave'na* oats + Gr. λίθος stone]. An intestinal calculus or enterolith formed around a grain of oats: said to be common in Scotland among those who live largely on oatmeal.

Aviol (ah-vi'ol). An astringent and desiccative preparation containing iodin.

Avirulent (ah-vir'u-lent). Not virulent.

Avoirdupois (av''or-du-poiz'). See under *Weights*.

Avulsion (ah-vul'shun) [L. *avul'sio*]. The tearing away of a part or structure.

Axanthopsia (ak-san-thop'se-ah) [Gr. α priv. + ξάνθος yellow + ὄψις vision]. Yellow blindness.

Axial, Axile (ak'se-al, ak'sil). Of or pertaining to a structure or part.

Axifugal (ak-sif'u-gal) [L. *ax'is* axis + *fu'gere* to flee]. Centrifugal.

Axilemma (ak-sil-em'mah) [*Axis* + Gr. λέμμα husk]. The sheath of the axis-cylinder.

Axilla (ak-sil'lah), pl. *axil'læ* [L.]. The arm-pit.

Axillary (ak'sil-a-re). Pertaining to the axilla or arm-pit.

Axin (ak'sin). A varnish-like substance from an insect, *Lac'cus ax'inus*: vulnerary and resolvent.

Axinic acid. See *Acid*.

Axioplasm (ak'se-o-plazm). Neuroplasm.

Axipetal (ak-sip'et-al) [L. *ax'is* axis + *pe'tere* to seek]. Same as *Axopetal*.

Axis (ak'sis) [L. for "axle"]. A line about which any revolving body turns. **Basibregmatic a.**, a vertical line from the basion to the bregma; the maximum height of the cranium. **Basicranial a.**, a line from the basion to the gonion. **Basifacial a.**, a line joining the gonion and the subnasal point. **Binauricular a.**, a line joining the two auricular points. **Celiac a.**, a large branch of the abdominal aorta. **Cerebrospinal a.**, the central nervous system. **A.-cylinder**, the core or central part of a nerve-fiber. **Encephalomyelonic a.**, **Encephalospinal a.** See *Neuraxis*. **Frontal a.**, an imaginary line running from right to left through the center of the eyeball. **Neural a.**, the cerebrospinal axis. **Sagittal a.**, an imaginary line extending through the eye from before backward. **Visual a.**, a line from the point of vision of the retina to the object of vision.

Axis-cylinder (ak-sis-sil'in-der) [*Axis* + *Cylinder*]. The central core which forms the essential conducting part of a nerve-fiber. **A.-c. process**, the process of a nerve-cell which is continuous with the axis-cylinder of a nerve.

Axite (ak'sēt) [L. *ax'is*]. Any one of the terminal filaments of an axis-cylinder.

Axodendrite (ak-so-den'drīt). One of the non-medullated side-fibrils given off from an axis-cylinder process of a nerve-cell. The term is used in distinction from cytodendrite.

Axofugal (ak-so-fu'gal) [*Axon* + L. *fu'gere* to flee away]. Directed away from an axon or axis-cylinder process.

Axolemma (ak-so-lem'mah). Same as *Axilemma*.

Axometer (aks-om'et-er) [*Axis* + Gr. μέτρον measure]. An instrument for finding and measuring an axis.

Axon (aks'on) [Gr. ἄξων axis]. 1. The body-axis. 2. An axis-cylinder process of a nerve-cell. **A.-degeneration,** loss of function of the axis-cylinder. **Axon-hill, A.-hillock,** a part of the nerve-cell at the base of the axis-cylinder process, which is always free from any chromatic substance.

Axoneure, Axoneuron (ak'so-nūr, ak-so-nu'ron) [Gr. ἄξων axis + νεῦρον nerve]. Any cell of the cerebrospinal axis.

Axonometer (ak-son-om'et-er) [Gr. ἄξων axis + μέτρον measure]. An apparatus for the rapid determination of the cylindrical axis of a lens.

Axopetal (ak-sop'et-al) [*Axon* + L. *pe'tere* to seek]. Directed or proceeding toward an axon or axis-cylinder process.

Axoplasm (ak'so-plazm) [Gr. ἄξων axis + πλάσμα plasma]. The material that surrounds the fibrils of the axis-cylinder.

Axospongium (ak-so-spon'je-um) [*Axon* + Gr. σπόγγος sponge]. The meshwork structure making up the substance of the axis-cylinder of a nerve-cell.

Axungia (ak-sun'je-ah) [L. *ax'is* axle + *un'guere* to anoint]. Lard.

Ayapana (ah-yah-pa'nah). The leaves of *Eupato'rium triplinerv'e*, a plant growing in many hot countries. It is aromatic, stomachic, diaphoretic, and stimulant: used like tea and coffee, and also as a household polychrest remedy in various hot regions.

Azalein (a-za'le-in) [L. *aza'lea* a plant name]. Same as *Fuchsin*.

Azarin (az'ar-in). A non-poisonous yellow coloring-matter from coal-tar.

Azedarach (az-ed'ar-ak). The bark of *Me'lia Azed'arach*, a tree of Asia: anthelmintic, emetic, and purgative. Dose of decoction, ½–1 fl. oz. (16–32 c.c.); of fluid extract, 60 min. (4 c.c.); of tincture, 30–120 min. (2–8 c.c.).

Azerin (az'er-in). A ferment from *Dros'era, Nepen'thes*, and various other insectivorous plants.

Azoamyly (a-zo-am'il-e) [Gr. α neg. + ξῷον animal + ἄμυλον starch]. Inability of the hepatic cells to store up a normal amount of glycogen.

Azobenzene (az''o-ben-zēn') [*Azote* + *Benzene*]. An orange-red crystalline derivative, $C_{12}H_{10}N_2$ from nitrobenzene, soluble in alcohol and ether, but only sparingly so in water.

Azo-compounds (az-o-kom'powndz). Compounds in which a double atom of hydrogen is replaced by a double atom of nitrogen.

Azoic (ah-zo'ik) [Gr. α neg. + ζωή life]. Destitute of living organisms.

Azoimid (a'zo-im-id). A protoplasmic poison NH_3, resembling hydrocyanic acid in its action, made by heating hydrogen hydrochlorid with sodium nitrate. It is highly explosive.

Azolitmin (az-o-lit'min). A coloring-principle, $C_7H_7NO_4$, from litmus.

Azoöspermia (ah''zo-o-sper'me-ah) [Gr. α neg. + *Zoösperm*]. Lack or absence of spermatozoa in the semen.

Azote (az'ōt) [Gr. α neg. + ζωή life]. Same as *Nitrogen*.

Azotemia (az-o-te'me-ah) [*Azote* + Gr. αἷμα blood]. The presence of urea or other nitrogenous bodies in the blood.

Azotenesis (az''o-ten-e'sis). Any disease due to excess of nitrogenous substances in the system.

Azotized (az'o-tīzd). Containing or charged with nitrogen.

Azotobacter (az-o-to-bak'ter) [*Azote* + *Bacteria*]. A genus of bacteria characterized by being capable of fixing free nitrogen.

Azotometer (az-o-tom'et-er) [*Azote* + Gr. μέτρον measure]. An instrument for measuring the proportion of nitrogen-compounds in a solution.

Azotorrhea (az-o-to-re'ah) [*Azote* + ῥοία flow]. Excess of nitrogenous matter in the urine or feces.

Azoturia (az-o-tu're-ah) *Azote* + Gr. οὖρον urine] Excess of urea or other nitrogen-compounds in the urine.

Azoxybenzene (az''ok-se-ben-zēn'). A product, $C_{12}H_{10}N_2O$, of the reduction of nitrobenzene.

Azulene (az'u-lēn). A blue coloring-matter, $C_{16}H_{26}O$, from certain volatile oils.

Azulin (az'u-lin). A blue anilin color or dye.

Azulmin (az-ul'min). A black compound, $C_4H_5N_5O$, formed during the decomposition of prussic acid.

Azurin (az'u-rin). The double acetate of sodium and theobromin; used as a diuretic. Does 10–15 gr. (0.65–0.98 gm.).

Azygos (az'ig-os) [Gr. α priv. + ζυγός yoke]. 1. Unpaired. 2. Any unpaired part.

Azygous (az'ig-us) [see *Azygos*]. Having no fellow; unpaired. See *Muscles, Table of.*

Azymia (ah-zim'e-ah) [Gr. α priv. + ζύμη ferment]. Absence of a ferment.

Azymic (ah-zim'ik). Not causing fermentation; not arising from a fermentation.

B.

B. The symbol of *boron:* also an abbreviation for *bal'neum*, bath, and *Baumé* (areometer).

Ba. The symbol of *barium*.

Babbit, B-metal. An alloy of tin, copper, and antimony which has a limited use in dentistry.

Babesia (ba-be'ze-ah). A genus of protozoans. **B. bo'vis** is found in the red blood-corpuscles of cattle, causing hemoglobinuria. **B. o'vis,** produces hemoglobinuria and jaundice in sheep.

Babesiosis (ba-be-ze-o'sis). Infection with babesia. Same as *Piroplasmosis*.

Babinski's reflex (ba-bin'skees). See under *Reflex*

Bacca (bak'kah), pl. *bac'cæ* [L.]. A berry.

Baccharin (bak'kar-in). A poisonous alkaloid from the composite plant, *Bac'charis cordifo'lia*.

Bacillac (bas'il-ak). A proprietary preparation of milk soured by the lactobacillus: used in fermentative conditions of the alimentary canal.

Bacillæmia (bas-il-le'me-ah). See *Bacillemia*.

Bacillar, Bacillary (bas'il-lar, bas'il-la-re) [L. *bacilla'ris*, from *bacil'lus* a rod]. Pertaining to bacilli, or to rod-like forms.

Bacillemia (bas-il-le'me-ah) [*Bacillus* + Gr. αἷμα blood]. The presence of bacilli in the blood.

Bacillicidal, Bacillicidic (bas''il-lis-i'dal, bas''il-is-id'ik). Destructive to bacilli.

Bacillicide (bas-il'lis-īd) [*Bacillus* + L. *cæ'dere* to kill]. A drug which destroys bacilli.

Bacilliculture (bas-il'lik-ul-chur) [*Bacillus* + L. *cultu'ra* culture]. The artificial propagation of bacilli.

Bacilliform (bas-il'if-orm) [*Bacillus* + L. *for'ma* form]. Having the appearance or form of a bacillus.

Bacillin (bas-il'in). A commercial disinfectant and deodorizer.

Bacilliparous (bas-il-ip'ar-us) [*Bacilli* + L. *pare're* to produce]. Producing bacilli.

Bacillogenous (bas-il-oj'en-us). Caused by bacilli.

Bacillol (bas'il-ol). A product of the distillation of tar, containing 52 per cent. of cresol: used as an antiseptic and disinfectant.

Bacillophobia (bas''il-o-fo'be-ah) [L. *bacil'lum* a rod + Gr. φόβος fear]. A morbid fear of microbes.

Bacillosis (bas-il-o'sis) [L. *bacil'lum* a rod]. The state of bacillary infection.

Bacilluria (bas-il-lu're-ah) [*Bacilli* + Gr. οὖρον urine]. The presence of bacilli in the urine.

Bacillus (bas-il'lus), pl. *bacil'li* [L. "little stick"]. 1. A rod-shaped body. 2. A genus of schizomycetous microörganisms, consisting of non-motile rod-like forms. **Abortion-b.,** a bacillus which is said to cause abortion in cows. **B. accidenta'lis tet'ani,** a form in small motile rods, from wounds of inoculation-tetanus. Causes septicemia with edema in mice, guinea-pigs, and rabbits. **B. ace'ti, B. acet'icus,** a species found in the air and in vinegar in the form of large cylindric cells, or short, rounded rods, disposed in thick chains. It causes acetic fermentation. **Achalme's b.,** an organism, *Thirolo'ix Achal'mii*, found in the blood of rheumatic patients with cerebral complications. It somewhat resembles the bacillus of anthrax. **B. ac'idi butyr'ici,** a form from mixtures of saccharin solutions and cheese. Coagulates milk and forms butyric acid. **B. ac'idi lac'tici,** a form found in the air and in sour milk: in non-motile rods, or more rarely in chains. It causes lactic acid fermentation. **B. acidif'icans longis'simus,** a zymogenic species from the yeast of distillery-mash. **B. acidifor'mans,** a form from the liver of yellow-fever cadavers: pathogenic for rabbits and guinea-pigs. **B. acidoph'ilus,** a non-motile, non-pathogenic bacillus found in the stools of breast-fed children, in human milk, and in the excretory duct of the breast. **B. ac'ne,** a bacillus occurring in the pustules of acne vulgaris. It causes suppuration when injected in mice and guinea-pigs. **B. ac'ne contagio'sæ,** a form in non-motile short rods, from the pus of acne contagiosa of horses. Produces acne and suppuration in horses and cattle. **B. actinobac'ter.** The same as *B. butyricus*. **B. aërog'enes** exists in three forms, I., II., III.—usually in motile rods of varying length: from the alimentary canals of healthly persons. **B. aërog'enes capsula'tus,** an aërobic pathogenic b. ordinarily passing a saprophytic existence in the soil. It is a constant inhabitant of the intestines of man and other mammals. It produces cadaveric decomposition attended with the formation of gas. It also produces emphysematous gangrene in wounds. Called also *Gas-b.* **B. aërog'enes meningit'idis,** a zymogenic and pathogenic species from a case of meningitis. **B. aëroph'ilus,** a non-pathogenic bacillus from the air: in slender non-motile rods joined with filament. **Afanassieu's b.,** a short species found in the expectoration of whooping-cough and pathogenic for dogs. **B. al'bicans paterifor'mis,** a species from the skin in seborrhea: in straight non-motile rods variously disposed. **B. albu'minis,** a non-pathogenic form from feces. **B. al'bus,** a white non-pathogenic species from water: a short motile microörganism with blunt ends. **B. al'bus aërobies'cens,** a non-pathogenic form from pure water. **B. al'bus cadav'eris,** a pathogenic form from the blood of a cadaver: in the form of actively motile rods. It kills mice and guinea-pigs. **B. al'bus pu'tidus,** a non-pathogenic species from water: in filaments made up of motile rods. **B. of allanti'asis.** See *B. botuli'nus*. **B. allantoi'des,** a non-pathogenic form from air. **B. al'lii,** a non-pathogenic form from decaying onions. **B. of alope'cia area'ta.** Same as *Bacterium decalvans*. **B. al'vei,** a pathogenic species from bees affected with the disease "foul brood." It is pathogenic for mice and guinea-pigs: it forms slender motile rods with large spores. **B. amylobac'ter.** See *B. butyricus*. **B. amylov'orus,** a species which causes the blight of pear and apple trees. **B. amylozy'ma,** a species from water in Paris in the form of rods, 2 to 3 μ long. They ferment sugar and yeast. **B. anaërob'icus liquefa'ciens,** a species from the intestine of a yellow-fever cadaver. **B. annula'tus,** a motile form from river-water. **B. antennifor'mis,** a water-bacillus in motile rods: not sporiferous. **B. anthra'cis,** the bacillus of anthrax: occurs in the form of immotile sporiferous rods. **B. anthra'cis sim'ilis,** a species resembling *B. anthracis*, but devoid of disease-producing power. **B. anthra'cis symptomat'ici,** a species from the fluids of animals that died of symptomatic anthrax: in straight or motile rods: pathogenic. **B. anthracoi'des,** a species from soil, resembling that of anthrax. **B. aphtho'sus,** a form in short non-motile rods: causes ulceration of mouth and nose and cutaneous hemorrhages in cattle. **B. a'pium,** a species causing a peculiar disease of bees. **B. aquat'ilis,** a non-pathogenic form from well-water forming slender oscillating rods. **B. aquat'ilis fluores'cens,** a non-pathogenic form from well-water. **B. aquat'ilis grave'olens,** a non-pathogenic form from well-water. **B. aquat'ilis radia'tus,** a saprophytic species from water. **B. aquat'ilis sulca'tus,** any of five species or forms of bacillus (distinguished as I., II., III., IV., and V.) found in the aqueduct-water in Vienna. All except IV. are actively motile rods: IV. is in non-motile rods with motile filaments. **B. arbores'cens,** a non-pathogenic bacillus from hydrant-water, which forms an orange color: it is seen in the form of undulant threads or oscillating rods. **B. arbores'cens non-liquefa'ciens,** a saprophytic species from soil. **B. argentophosphores'cens,** a species in three forms (I., II., III.), from sea-water, phosphorescent fish, and cuttle-fish. **B. aromat'icus,** a zymogenic bacillus found on cabbage-leaves. **B. arthrit'idis chron'icæ,** a form found in the joints in chronic rheumatism. **B. ater'rimus,** a species producing black pigment. It is aërobic, motile, and sporulating. **B. auranti'acus,** a species from well-water forming a yellow pigment. **B. aures'cens,** a

water-bacillus producing an orange pigment: in motile rods. **B. au'reus,** a golden-yellow species from water and from the skin in seborrhea: in straight or slightly curved parallel rods, not actively motile. **B. au'reus fœ'tidus,** a non-motile incapsulated b, 1.4 μ long, 0.7 μ broad, found in a fatal infection of a Filipino. It produces a golden yellow pigment. **B.** "B," a pathogenic species producing a disease in the larvæ of *Lipa'ris monas'tia*. **B. baccari'nii,** a species causing the disease gummosis in grape-vines. **B. beriber'icus,** a species found in persons affected with beriberi: in jointed rods, not unlike those of *C. anthra'cis*. **B. bernen'sis,** a species in thick rods, from Emmenthaler cheese. It causes the odor of the cheese. **B. berolinen'sis in'dicus,** a species from water in Berlin, in the form of slender capsulated rods, occurring singly, in pairs, or in chains: produces an indigo-blue color. **B. Bienstock'ii,** a pathogenic species from human feces. **B. bif'idus commu'nis,** a non-pathogenic b. found in the stools of breast-fed and milk-fed children. **Boas-Kaufmann b.,** a long thread-like b. found in the stomach in carcinoma of that organ. **B. boöcop'ricus,** a zymogenic species from cow-dung. **B. botuli'nus,** the bacillus which causes botulism, or sausage-poisoning. It is an anaërobic bacillus, in the form of large, slightly motile rods, with rounded extremities and possessing several flagella. **B. of Bovet,** a pathogenic species from the intestine of a woman who died of choleraic enteritis. **B. bovisep'ticus,** in short non-motile rods from the blood and fluids of animals dying from European cattle-plague. Produces septicemia, hemorrhage, and pleuropneumonia in animals. **B. bras'icæ,** a non-pathogenic filamentous species from an infusion of cabbage-leaves. **B. bremen'sis fe'bris gas'trica,** a new bacillus derived from cases of a disease with characteristic typhoid symptoms, but in which the Widal reaction could not be obtained. **B. breslavien'sis,** a species that caused an epidemic of enteritis, and was probably derived from diseased meat. **B. bre'vis,** a pathogenic species from sewage in Berlin, in the form of non-motile rods 0.25 μ long. **B. bronchit'idis pu'tridæ,** the bacillus of putrid bronchitis: a form in motile rods. **B. brun'neus,** a non-pathogenic species from water, in small non-motile sporiferous rods. **B. bucca'lis,** a non-pathogenic species from the healthy buccal secretions. It is chromogenic, producing golden-yellow cultures. **B. bucca'lis max'imus,** a saprophytic species from the mouth: in rods 2 to 10 μ long and 1 μ broad. **B. bucca'lis minu'tus,** a species from saliva: in rods 0.5 to 1 μ long and slightly less in breadth. **B. of buffalo-plague,** a variety of b. bovisepticus, producing a fatal disease in Asiatic buffalo and other animals. **B. bütsch'lii,** a large b. found in the intestine of cockroaches. It is characterized by the fact that it forms two endogenous spores. **B. butyl'icus,** a zymogenic species found on cereals. **B. butyr'icus,** a non-pathogenic species from milk, cheese, soil, dust, water, etc.: it produces the butyric acid fermentation. It is seen in actively motile rods or chains. **B.** "C," a species found on hailstones, and producing a reddish-yellow color. **B. cadav'eris,** a pathogenic kind from the cadaver after yellow fever. **B. campes'tris,** a short motile b. with rounded ends which causes the black rot of cabbage and allied plants. **B. cana'lis capsula'tus,** a pathogenic species from sewer-water: an encapsulated and non-motile type. **B. cana'lis par'vus,** a pathogenic species from sewer-water, in non-motile rods. **B. can'dicans,** a non-pathogenic species from the soil and from water: in motile rods, not sporiferous. **B. of Canestri'ni,** a pathogenic species from diseased bees. **B. capsula'tus,** a pathogenic species from the blood of the guinea-pig, in encapsulated rods with rounded ends. **B. capsula'tus muco'sus,** a pathogenic species from the nasal secretions in influenza. **B. capsula'tus sep'ticus,** a form resembling b. pneumoniæ from rag-sorters' disease and other anthrax-like affections. **B. capsula'tus Smith'ii,** a saprophytic species from the intestines of pigs. **B. carabifor'mis,** a non-pathogenic species, in highly motile rods, from the stomach of a meat-fed dog. **B. carbo'nis,** a straight or club-shaped motile b. from soil and fluids of animals dying of symptomatic anthrax. It causes symptomatic anthrax and produces gaseous fermentation of glucose. **B. carnic'olor,** a species from water, producing a flesh-colored pigment. **B. carota'rum,** a non-pathogenic species from boiled carrots and beets. **B. carotov'orus,** a species causing the soft rot of carrots. **B. caten'ula,** a non-pathogenic species from cheese. **Catgut b.,** a species from catgut, believed to be derived from the grass eaten by sheep. **B. caucas'icus,** a non-pathogenic form from kefir grains, in sporiferous rods. It turns cows' milk into kefir, and changes lactose first into glucose and then into alcohol. **B. cauliv'orus,** a species producing a disease in potatoes. **B. ca'viæ fortu'itus,** a non-pathogenic form from guinea-pigs inoculated with yellow fever. **B. cavici'dus,** a pathogenic form from human feces, very deadly to guinea-pigs: seen in small, short rods. **B. cavici'dus havanien'sis,** a pathogenic species from the intestine of a yellow-fever patient. **B. of Cazal and Vaillard,** a pathogenic species from cheesy nodules in the pancreas and peritoneum. **B. ce'reus,** a water-microbe, in motile rods: sporiferous. **B. ceylanen'sis,** a species found in certain cases of tropical fever. **B. chauvæ'i,** a form causing symptomatic anthrax in cattle. **B. chlorhy'drici,** a small slender motile bacillus found in the stomach in chlorhydria and hyperchlorhydria. **B. chlori'nus,** a non-pathogenic form from decaying vegetable matter. **B. chol'eræ an'atum,** a species producing a disease like chicken-cholera in ducks. **B. chol'eræ Asiat'icæ,** the spirillum of Asiatic cholera. See *Comma-bacillus*. **B. chol'eræ columba'rum,** a species producing a disease like chicken-cholera in doves. Pathogenic for rabbits and guinea-pigs, but not for chickens. **B. chol'eræ gallina'rum.** See *B. septicæmiæ hæmorrhagicæ*. **B. chol'eræ su'is,** the bacillus of hog-cholera, an actively motile flagellate b. not to be confounded with the b. of swine plague. **B. choleroi'des,** a microörganism of drinking-water closely resembling the spirillum of epidemic cholera. **B. cholog'enus,** a pathogenic species from angiocholitis, renal abscess, and purulent meningitis. **B. Chovæ'i.** See *B. Chauvæi*. **B. chromo-aromat'icus,** a pathogenic, yellow, odorous species from the carcass of a diseased dog or hog; in motile rods. **B. of chyluria,** a species found in chylous urine, and thought to be pathogenic of chyluria. **B. cinc'tus,** a zymogenic species from soil. **B. cir'culans,** a zymogenic species from water, in rods 2 to 5 μ long and 1 μ broad. **B. circumscrip'tus,** a species from the normal conjunctiva, producing orange-yellow cultures. **B. cit'reus,** a short motile bacillus from the skin in seborrhea. Produces a yellow pigment. **B. cit'reus cadav'eris,** a non-toxic and non-pathogenic form from dead bodies, forming rows of non-motile rods and producing a yellow pigment and an odor of hydrogen sulphid. **Class's b.,** diplococcus scarlatinæ. **B. clavifor'mis,** a pathogenic form from fermenting casein. **B. cloa'cæ,** a non-pathogenic bacillus from sewage. **B. cœru'leus,** a saprophytic bacillus from water. **B. cœrulifa'ciens,** a species from the conjunctival secretion of granular


B. acidi lactici, × 800.


B. ægyptiacum (Koch-Weeks bacillus), × 1000.


B. aërogenes capsulatus, × 1000.

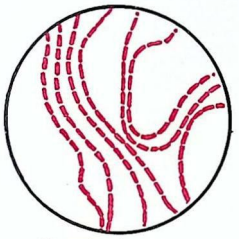
B. anthracis, × 1000.

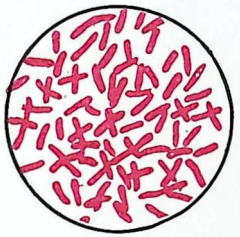
B. botulinus, × 1000.

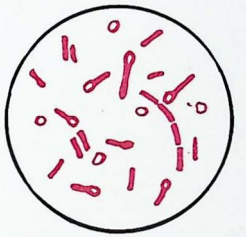
B. Chauvæi (b. of symptomatic anthrax), × 1000.


B. coli, × 500.

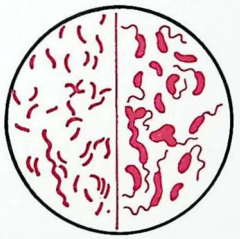
B., comma, × 1000; I, ordinary form; II, flagellate form.


B. diphtheriæ, × 1000.

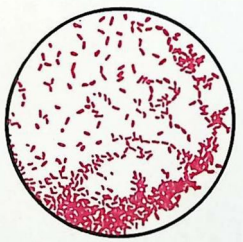
B. icteroides, × 1000.


B. hæmorrhagicus, × 1000.

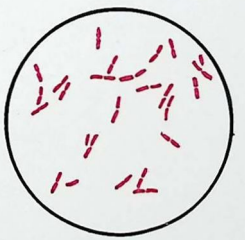
B. duplex (diplococcus of Morax and Axenfeld), × 1000.


B. influenzæ in nasal secretion, × 1000.


B. lepræ, × 1000.


B. mallei, × 800.

conjunctivitis. **B. co'li colorab'ilis** a pathogenic form from cholelithiasis and yellow fever. **B. co'li commu'nis,** a pathogenic form from the intestine; also from the blood, evacuations, and fluids of cholera patients; from normal feces, air, and putrefying substances. It occurs as immotile rods, single or paired. **B. co'li concen'tricus,** a pathogenic species from the alimentary canal in yellow-fever cases. **B. co'li dysenter'icus,** a form of *B. coli* found in dysentery. **B. co'li icteroi'des,** a pathogenic species from a yellow-fever corpse. **B. co'li immob'ilis,** a non-motile form of *B. co'li commu'nis,* seen in fresh cultures. **B. co'li sim'ilis,** a non-pathogenic species from the human liver after death, in the form of rods 1 to 3 μ long and 4 to 5 μ broad. **B. of Colomiatti.** Same as *B. xerosis.* **Comma-b.,** the bacillus of Asiatic cholera, or *Spiril'lum chol'eræ Asiat'icæ,* occurring in the form of more or less curved rods, somewhat resembling a comma (,). **B. conjunctivit'idis,** a small non-motile b., 1 μ long, causing acute epidemic conjunctivitis. **B. conjunctivit'idis subtilifor'mis,** a b. resembling *B. subtilis* isolated from cases of conjunctivitis. **B. constric'tus,** a motile bacillus from hydrant-water, producing a yellow pigment. **B. copro'genes fœ'tidus,** a bacillus from intestines of pigs with hog-cholera: not motile. **B. copro'genes par'vus, B. pseudomurisep'ticus,** a pathogenic and non-motile bacillus from human feces. **B. coralli'nus,** a species from dust of air, producing coral-red pigment. **B. cortica'lis,** a zymogenic species from decoction of pine-bark. **B. cras'sus sputig'enes,** a pathogenic form from human sputum and oral secretions, in thick, short rods, often curved like a sausage. **B. cunea'tus,** a pathogenic species from the blood and viscera of animals dead of sepsis. **B. cunic'uli pneumon'icus,** a species resembling *B. choleræ gallinarum:* causes pneumonia and pleurisy in rabbits and guinea-pigs. **B. cunic'uli sep'ticus,** a species causing in rabbits a disease marked by edema, septicemia, and inflammation of serous membranes. **B. cuniculici'da,** the bacillus of rabbit-septicemia. **B. cuniculici'dus immo'bilis,** b. like *B. choleræ gallina'rum:* pathogenic for rabbits, but only slightly so for guinea-pigs and doves. **B. cuniculici'dus mo'bilis,** a pathogenic b. from the peritoneal exudate of a dead rabbit. **B. cuniculici'dus thermoph'ilus,** a b. resembling *B choleræ gallinarum:* pathogenic for rabbits and guinea-pigs. It grows only above 18° C. **B. cuticula'ris,** a species from water, producing a yellow pigment: in form of rods 2 to 3 μ long and 0.3 to 0.5 μ broad. **B. cuticula'ris al'ba,** a saprophytic species from water. **B. cyaneophosphores'cens,** a phosphorescent species from Australian seas. **B. cyanog'enus,** the bacillus of blue milk, found in actively motile rods and producing a gray-blue pigment. **B. cystifor'mis,** a non-pathogenic form from the urine of patients with cystitis: in minute sporiferous and highly motile rods. **Czaplewski's b.,** a b. isolated from the sputum of whooping-cough; it stains deeply at the poles, and is known as *Pole-bacterium.* **B. "D,"** a saprophytic species from hailstones. **B. of Dantec,** a chromogenic species (red), producing the red color in salted codfish. **Danysz's b.,** a b. isolated by Danysz from field-mice. This b. was treated in such a way that it had a special virulence for rats. **B. delicat'ulus,** a zymogenic species from sewage. **B. of Demme,** a pathogenic species from blood in erythema nodosum. **B. dendrit'icus,** a saprophytic species from water; colonies have a dendritic, or tree-like, appearance. **B. denitrif'icans,** a form from soil and sewage: it decomposes nitrates and is highly motile. **B. denta'lis vir'idans,** a pathogenic variety from carious teeth, in single or paired rods, slightly curved. **B. desidio'sus,** a water-bacillus, in motile rods: it is sporiferous and produces a yellow pigment. **B. devo'rans,** a non-pathogenic form from the soil and spring-water: in actively motile jointed rods. **B. diffu'sus,** a non-pathogenic form from soil, in single or paired motile rods or in long filaments. **B. diphthe'riæ,** a pathogenic form from diphtheritic membranes. It is the specific bacillus of diphtheria. It forms non-motile rods, straight or somewhat bent, 1 to 5 μ long. Called also *Klebs-Löffler bacillus.* **B. diphthe'riæ a'vium,** a disease causing a peculiar disease of birds in Tunis. **B. diphthe'riæ columba'rum,** the microbe of the diphtheria of pigeons: seen in heaps or masses of short rods. **B. diphthe'riæ cunic'uli,** a b. with rounded ends, 3–4 μ long: causes a necrosis of intestinal mucous membrane in rabbits. **B. diphthe'riæ spu'rius,** a form closely resembling *B. diphtheriæ;* from the healthy and diseased larynx, in immotile rods: not pathogenic. **B. diphthe'riæ vitulo'rum,** a pathogenic form from calves affected with diphtheria: seen in long rods. **B. distor'tus,** a form from milk and cheese. **B. Doederlein'i,** the normal non-pathogenic bacillus of the vagina. **B. du'bries pneumo'niæ,** a pathogenic form from the sputum of pneumonia. **Ducrey's b.,** a bacillus from the secretions of chancroid, said to be specific. It is a small ovoid, streptobacillus, with rounded, deeply staining ends, non-motile, non-flagellate, and pathogenic only for man and certain monkeys. **B. dysente'riæ, B. dysente'riæ liquefa'ciens,** a b. closely allied to *B. proteus* from Japanese dysentery. Injected into rabbits and mice, it produces edema, ulceration of the large intestine, and nodules in the liver and spleen. It is the cause of bacillary dysentery and pobably of the summer diarrhea of infants. Called also *Shiga's b.* **B. dysenter'iæ vitulo'rum,** a species producing fatal dysentery in calves. **B. dysenter'icus.** Same as *B. dysenteriæ liquefaciens.* **B. dyso'des,** a form which causes the souring and spoiling of bread: in rods with filaments. **Eberth's b.,** the bacillus typhi abdominalis. **B. emphysemato'sus,** a pathogenic b. from pneumothorax and a gaseous ulcer in man. Produces inflammation in guinea-pigs and forms a gas. **B. endocardit'idis capsula'tus,** a pathogenic form from the viscera of cadavers of subjects affected with endocarditis; also from heart-thrombi and various infarcts. It occurs in oval rods, often encapsulated, single or in pairs; also in curved filaments. **B. endocardit'idis gris'eus,** a pathogenic germ from the heart in ulcerative endocarditis: in short motile rods. **B. enterit'idis,** a pathogenic form from cows dead of enteritis: in motile rods, often paired. **B. enterit'idis muco'sus,** a species which caused an epidemic of toxemia with depression. **B. enterit'idis sporog'enes,** a b. from diarrhea stools and milk: causes diarrhea. **B. entomotox'icon,** a pathogenic species producing disease in squash-bugs. **B. epider'midis,** a species from the spaces between the toes, etc.: in sporiferous rods: probably not pathogenic. **B. e'qui intestina'lis,** a species resembling *B. coli* from the intestine of a horse. **B. ero'diens,** a species used in tanning leather. **B. erysipel'atos lep'oris,** a form from the erysipelas of the rabbit. **B. erysipel'atos su'is,** a pathogenic form from the erysipelas of swine. **B. of erythema nodosum,** a pathogenic form occurring in the graver cases of erythema nodosum and in other lesions of the skin: in rods often grouped. **B. erythros'porus,** a non-pathogenic microbe from decaying albuminous fluids and from water: seen in motile rods, producing short filaments, reddish spores, and a greenish-yellow

pigment. **Escherich's b.,** the *bacillus coli communis*. **B. esterif'icans,** a spore-forming species which in certain media develops the odor of fresh apples. **B. esthace'ticus,** a b. that decomposes glycerin in acetic acid and alcohol. **B. esthacetosuccin'icus,** a species that decomposes mannite and dulcite into acetic and succinic acids. **B. ethace'ticus,** a zymogenic species from sheep-dung. **B. exanthemat'icus,** a pathogenic b. from a hemorrhagic infection with brown discoloration of the skin. **B. ex pneumo-enterit'ide su'is,** the bacillus of hog-cholera. **B. ex'ilis,** a species found in the stools of children. **B. faculta'tus,** a species from non-malignant mycosis of the pharynx. **B. fæca'lis alcali'genes,** a short, stout b. with round ends, flagellate and motile, derived from feces. **B. fe'lis sep'ticus,** a pathogenic species from cat's sputum. **B. of Fick,** the bacillus known as *Proteus vulgaris*, found on the diseased conjunctiva: called also *Bacillus d. of Fick*. **B. figu'rans,** a saprophytic form from air and water. **Filamentary b.** Same as *B. of Oppler and Boas*. **B. filamento'sus,** a fungus causing a lesion similar to that of actinomycosis. It was found on a cutaneous nodule behind the ear, and appears as yellow or reddish grains. **B. filifor'mis,** a non-pathogenic species from milk and cheese. **Finkler-Prior's b.,** a pathogenic vibrio resembling the comma-bacillus, seen in some cases of cholera nostras and in putrid feces: seen in flagellate motile rods: its cultures yield cadaverin. **B. of Fiocca,** a pathogenic form from the saliva of cats and dogs. **B. fitzia'nus,** a saprophytic form from infusions of hay: turns glycerin into alcohol, etc. **B. flaves'cens,** a water-microbe, not motile and not sporiferous: it produces a yellowish pigment. **B. flavocoria'ceus,** forms from water: produces a yellow pigment. **B. fluores'cens liquefa'ciens,** a species from air, water, lacrimal sac, and the skin in seborrhea. Seven or more subspecies or varieties of *Bacil'lus fluores'cens* are described, mostly non-pathogenic motile rods from water. **B. fluores'cens lon'gus,** a species from water, forming a yellowish-green pigment. **B. fluores'cens niva'lis,** a species from ice and water of glaciers: produces a green pigment. **B. fluores'cens non-liquefa'ciens,** a short non-motile form from water: produces a greenish fluorescent pigment. **B. fluores'cens pu'tidus,** a zymogenic species from water, producing a yellow pigment. **B. fluores'cens ten'uis,** a species from water, producing a greenish-yellow pigment. **B. fœt'idus,** a pathogenic species from cow-dung, cheese, and from the sweat of the feet: motile rod-like forms; the cultures have a highly unpleasant odor. **B. fœt'idus ozænæ.** Same as *Micrococcus Loewenbergii*. **B. freudenrei'chii,** a species from the air and from abscesses: it decomposes urea. **B. friedebergen'sis,** a pathogenic species from sausage, liver, and flesh of horses: causes gastro-enteritis. **Friedlander's b.,** the diplococcus of pneumonia. **B. ful'vus,** a species from hydrant-water: it forms a yellowish pigment and occurs in roundish immotile rods. **B. fus'cus,** a species from water, forming a brown or yellow pigment in curved or straight non-motile rods. **B. fus'cus limba'tus,** a non-pathogenic form from rotten eggs, in short motile rods. **B. fusifor'mis,** a long slender, flagellate b., with pointed ends, which is the causative agent in Vincent's angina. **B. gallina'rum,** a pathogenic form, in non-motile rods, developed in the blood of fowls dying with a disease resembling chicken-cholera. **B. gangræ'næ seni'lis,** a pathogenic microbe, in non-motile rods, from the blood and fluids in cases of senile gangrene. **Gas b.** Same as *B. aërogenes capsulatus*. **B. gasofor'mans,** a gas-forming microbe from water, in small motile rods. **B. gastromyco'sis o'vis,** the bacillus of braxy in sheep. **B. gayto'ni,** a pathogenic species producing disease in honey-bees. **B. genicula'tus,** a non-pathogenic bacillus from the stomach. **B. gingi'væ pyo'genes,** a pathogenic species from a foul mouth and from decaying tooth-pulp. **B. gingivit'idis,** a b. found in scurvy: produces edematous abscesses in guinea-pigs and rabbits. **B. glau'cus,** a form from water, in slender non-motile rods. **B. glischrog'enes,** an oval, motile b., 0.6–1.2 μ long, from viscid urine. It is pyogenic, renders urine, milk, and saliva viscid, and produces an odorless gas. **B. gra'cilis,** non-pathogenic species from water. **Grass b.,** a b. resembling *B. tuberculosis*: from grass, cow-dung, and milk. It produces pseudotuberculosis in animals. **B. grave'olens,** a non-pathogenic form from between the toes. **B. of green diarrhea,** a form, in small motile rods, from the stools of children with green diarrhea: injected, it will reproduce the same disease, together with urobilinuria. **B. of grouse-disease,** an immotile rounded species, from the lungs of grouse with septicemic disease. Pathogenic for mice, guinea-pigs, and birds. **B. of Guadeloupe cattle-farcy,** a pathogenic species from the pus of a local specific contagion of domestic animals. **B. of Guillebeau,** a zymogenic and pathogenic species from ropy milk and inflamed udders of cows. **B. gummo'sus,** a b. which converts cane-sugar with the formation of mannite, glucose, and fatty acids. **B. hæmorrhag'icus nephrit'idis,** a pathogenic species from hemorrhagic nephritis. **B. hæmorrhag'icus sep'ticus,** a species from hemorrhagic sepsis in man: fatal for mice and rabbits. **B. hansen'ii,** a species from air and water, producing a yellow pigment. **B. havanien'sis,** a species from water, producing a red pigment. **B. havanien'sis liquefa'ciens,** a species isolated from the skin, producing a blood-red pigment. **Havelburg's b.,** a pathogenic bacillus found in the stomach and intestines of yellow-fever patients. Its specificity for yellow fever is undetermined. **Hay b.,** the *Bacil'lus subtil'is*: easily obtained from infusions of hay. **B. of hemorrhagic infection,** a pathogenic form from the blood and pustules of children dying with a hemorrhagic infection: seen in non-motile rods. **B. heminecrobioph'ilus,** a pathogenic form from cheesy lymph-glands: in variously shaped, somewhat motile rods. **B. hepat'icus fortu'itus,** a saprophytic species isolated from the liver in a fatal case of yellow fever. **B. Hes'sei,** a species that converts milk and bouillon into a mucilaginous substance. **B. hirsu'tus,** a large species from the normal conjunctiva. In puncture-cultures it shows bristling projections radiating from the puncture, whence its name. **Hoffmann-Löffler b.,** the pseudodiphtheria bacillus. **B. of hog-cholera.** See *B. choleræ suis*. **B. of hog erysipelas.** See *B. rhusiopathiæ suis*. **B. hom'inis capsula'tus,** a pathogenic species from the corpse of a ragpicker. **B. hyacin'thi,** a species causing disease of the leaves of hyacinths. **B. hyacin'thi sep'ticus,** a septic form from hyacinths affected with soft rot of the bulb. **B. hyali'nus,** a species from water which reduces nitrates to nitrites. **B. hydroph'ilus fus'cus,** a species found in water, producing septicemia in mice, rabbits, dogs, fish, and frogs. **B. ianthi'nus,** a species from water, motile and not sporiferous: it produces a dark-violet pigment. **B. ictero'genes capsula'tus,** the *B. pneumoniæ* found in the spleen in jaundice. **B. icteroi'des,** a pathogenic species discovered in 1897 by Sanarelli in yellow-fever cadavers, and claimed to be the etiologic factor in yellow fever, though this has not been absolutely accepted. **B. implex'us,** a saprophytic species from water. **B. inca'nus,** a saprophytic form from marsh-water. **B. in'dicans,** a short capsulated rod form which produces indigo by fermentation with the glucosid indicas, but in suitable cultures assumes an orange, cinnabar, or even a red tint. **B. in'dicus,** a pathogenic form from the stomach of an Asiatic monkey, in short, highly motile rods. **B. indigof'erus,** a form from water, producing a blue pigment. **B. indigo'genes,** a pathogenic species from the macerated leaves of indigo-plants. It causes the fermentation which produces indigo: in motile rods, often forming chains within an envelop. **B. infla'tus** occurs as an intruder in various cultures: in motile rods and filaments. **B. influen'zæ,** the specific microbe of influenza. It is found in the lungs, bronchial mucous membrane, and catarrhal secretions of the disease, as small, short rods, about 0.4 μ broad, 1.2 μ long, often in pairs; non-motile. It grows only upon agar smeared with blood or blood-bouillon. **B. influen'zæ sim'ilis,** a small non-motile species from a case of rectal ulcer with secondary liver infection. **B. of inoculation-tetanus,** a pathogenic form from the wounds of inoculation-tetanus. **B. intesti'nus mo'tilis,** a saprophytic variety from the intestine of yellow-fever cadavers. **B. inunc'tus,** a saprophytic form from marsh-water. **B. irides'cens,** a microörganism often found in drinking-water. **B. of Jefferies,** a saprophytic species from alvine discharges of summer diarrhea. **B. of jequirity-ophthalmia,** a saprophytic form from jequirity-ophthalmia: in motile rods. **B. of Kartulis,** a variety from the conjunctiva in Egyptian catarrhal conjunctivitis. **Kitasato's b.** See *B. pestis bubonicæ*. **Klebs-Löffler b.** See *B. diphtheriæ*. **Koch's b.** See *B. tuberculosis*. **Koch-Weeks b.,** a bacillus closely resembling the bacillus of mouse-septicemia, found in the conjunctival sac, and being the causal factor in acute contagious conjunctivitis. **Koplik's b.,** a bacillus from the sputum in whooping-cough, believed, but not yet proved, to be the organism of that disease. **Koubasoff's b.,** a pathogenic form from carcinoma of the stomach. **B. lac'mus,** a species from water, affording a blue pigment. **B. lactic'olus fribergen'sis,** a species resembling *B. tuberculosis* found in nodules in the liver produced by injecting butter, causes tuberculous lesion in rats, guinea-pigs, and rabbits. **B. lactimor'bi,** a b. causing the disease "trembles" in animals, and milk-sickness of man. It is an aërobic, spore-forming species smaller than the anthrax b. **B. lac'tis aëro'genes,** a pathogenic form from the intestines of animals fed on milk: in non-motile rods, often paired. **B. lac'tis al'bus,** a microbe from milk, in which it causes active peptonization: it occurs in motile rods and long filaments. **B. lac'tis cyano'genes,** a form from blue milk, in motile rods. **B. lac'tis erythro'genes,** a bacillus of red milk and of children's feces, forming oscillating rods. It produces a yellow pigment. **B. lac'tis pep'tonans,** a zymogenic form from pasteurized milk. **B. lac'tis pituito'si,** a form from ropy milk, in curved rods or in cocci. **B. lac'tis sapona'cei,** a zymogenic species from soapy milk. **B. lac'tis visco'si,** a non-pathogenic form from ropy milk. **Laser's b.,** a pathogenic form from diseased mice. **B. lateri'ceus,** a species from water, producing a brick-red pigment: in short non-motile rods, often united into filaments. **B. lep'oris letha'lis,** a pathogenic form from the intestines of yellow-fever cadavers. **B. lep'ræ,** a pathogenic b. which is the cause of leprosy. It is non-motile, non-flagellate, non-sporogenous, and is pathogenic only for man. It closely resembles the tubercle bacillus in appearance. (See Plate.) **Lesage's b.,** a pathogenic form from the green alvine discharges of infants. **B. letha'lis,** a pathogenic form reported from the spleen and lungs of patients dying of septicemia. **Letzerich's b.,** a pathogenic form from the urine in nephritis. **B. leucæ'miæ ca'nis,** a pathogenic species from dogs dead of leukemia. **B. le'vans,** a species derived from fermented dough: it changes glucose into acetic and lactic acids with the formation of hydrogen and carbon dioxid. **B. of lichen ruber,** a species from the lymph of lichen ruber. **B. limba'tus a'cidi lac'tici,** a saprophytic variety from sour milk. **B. limo'sus,** a saprophytic species from sea-water and ooze. **B. lioder'mos,** a microbe which peptonizes the casein of milk. **B. liquefa'ciens,** a non-pathogenic form from water, in short and thick motile rods. **B.** (or **Pneumobacil'lus**) **liquefa'ciens bo'vis,** a pathogenic germ from the contagious pneumonia of cattle. **B. liquefa'ciens commu'nis,** a saprophytic variety from yellow-fever feces. **B. liquefa'ciens mag'nus,** a non-pathogenic form obtained from mice inoculated with garden-soil, in motile rods with filaments and spores. **B. liquefa'ciens par'vus,** a variety in non-motile rods, forming crooked filaments, from animals inoculated with soil. **B. liq'uidus,** a species from water, in motile rods: not sporiferous. **B. litora'lis,** a saprophytic species from sea-weed. **B. liv'idus,** a non-pathogenic species from water, producing a blue-black pigment. **B. of Loeb,** a species from a case of keratomalacia infantum: pathognomic for mice and guinea-pigs, but not for rabbits and pigeons: called also *Capsule bacillus of Loeb*. **Löffler's b.** See *B. diphtheriæ*. **B. Lubin'skii,** a b. resembling *B. tetani*. It causes necrosis with pus and gas formation in animals. In cultures it forms gas. **B. lu'cens,** a saprophytic form from water. **Lucet's b.,** a pathogenic form from the dysentery of fowls. **B. lupuliper'da,** a zymogenic species from fermenting hops. **Lustgarten's b.,** a bacillus discovered in syphilis, and thought to be the cause of that disease. **B. lu'teus,** a species from carious teeth and from air, producing a yellow pigment. **B. lu'teus su'is,** a form from the serous fluids of swine: it produces a yellow-red pigment. **B. lys'sæ,** a species from the saliva in rabies: said by some to be pathogenic. **B. maddox'i,** a species from river-water. It decomposes urea. **B. ma'idis,** a microbe from maize and from the stools of patients with pellagra: possibly not directly pathogenic, but it affords a pathogenic toxin. It is seen in actively motile rods. **B. mala'riæ,** a form reported from the blood of malarial patients: probably pathogenic. **B. mal'lei,** a pathogenic microbe from animals or patients with glanders: in long motile rods. **B. marsilien'sis,** a pathogenic form from ferrets and pigs with plague. **B. of Martinez,** a saprophytic species from the liver in yellow fever. **B. mater'nus,** a large non-motile b. found in sputum, smegma, etc.; thought to be a mother form of *B. tuberculosis*. **B. max'imus bucca'lis,** a species found in the mouth in concretions of pharyngomycosis. It stains violet with iodin. **B. of measles,** a microbe from the blood in cases of measles: possibly pathogenic. **B. of meconium,** a saprophytic form from meconium. **B. megate'rium,** a species from water, earth, boiled cabbage, etc. in motile rods, often forming chains: it produces a brown pigment. **B. melanos'porus,** a species from air, producing a black pigment. **B. melochlo'ros,** a microbe from the dejections of an insect-larva found in apples: pathogenic to rabbits. **B. membrana'ceus amethysti'nus,** a variety from water: in non-motile rods, variously grouped: it produces a deep violet pigment. **B. meningit'idis aërogenes,** a species found in meningitis: causes meningitis with

pulmonary metastasis in rabbits. **B. meningit'idis purulen'tæ,** a pathogenic form from the pus of purulent meningitis: in motile rods, developing into long filaments. **B. merismopœdioi'des,** a saprophytic form from sewage and soil. **B. mesenter'icus fus'cus, B. mesenter'icus ru'ber,** and **B. mesenter'icus vulga'tus,** non-pathogenic forms from air and various sources: the last named acts vigorously upon milk and sugar. **B. of Mil'ler,** a germ from carious teeth; pathogenic: in non-motile rods, straight or variously curved. **B. mirab'ilis,** a species which causes putrefaction of animal matter. **B. mollus'ci,** a species from molluscum contagiosum, of doubtful pathogenicity. **B. of Morax-Axenfeld.** See *Diplococcus of Morax-Axenfeld.* **B. morbif'icans bo'vis,** a species from cows with puerperal fever. Pathogenic in animals. **B. mortif'erus,** an anaërobic, non-spore-forming b. found in a fatal case of hepatic abscess in man. **B. muco'sus capsula'tus,** Friedländer's bacillus: a germ found in many cases of pneumonia and in inflammations of the ear, kidneys, bladder, nose, peritoneum, etc. It is non-motile and encapsulated. Called also *Pneumococcus.* **B. multifor'mis trichorrhex'idis,** a pathogenic form from hairs affected with trichorrhexis nodosa barbæ. **B. multipediculo'sis,** a saprophytic species from air and water, in long, slender, non-motile rods. **B. muripes'tifer,** a pathogenic species causing a peculiar disease in field-mice. **B. murisep'ticus.** Same as *B. erysipelatos suis.* **B. murisep'ticus pleomor'phus,** a pathogenic form from uterine discharges of pyemia and from abscesses: in motile rods, cocci, or spirilla of many forms. **B. muscoi'des,** a form from soil, cow-dung, old cheese, and from dead mice; probably not pathogenic for man: in somewhat motile rods. **B. muste'læ sep'ticus,** a form in short rods with rounded ends, causing a disease of ferrets. **B. mycoi'des,** a zymogenic species from water, earth, hail, etc.: in motile rods joined to form interlaced filaments. **B. mycoi'des ro'seus,** a variety from soil, producing a red pigment. **B. neapolita'nus,** a pathogenic form from feces, air, etc., and especially from the stools and fluids of cholera patients. **B. necroph'orus,** a pathogenic form from the eye of a rabbit inoculated with material from a condyloma. **B. nephrit'idis interstitia'lis,** a pathogenic bacillus from the urine of children with primary interstitial nephritis: rods of various lengths, frequently forming undulating filaments. **Nicolaier's b.,** the *B. tetani.* **B. nitrobac'ter,** a species from soil, converting ammonia into nitrites and afterward into nitrates. **B. nitrosom'onas Europæ'us,** a b. from soil: converts ammonia into nitrites. **B. nitrosom'onas javanien'sis,** a b. from soil: converts ammonia into nitrites. **Nocard's b.,** the microörganism of psittacosis. **B. nodo'sus par'vus,** a saprophytic variety from the healthy urethra: in non-motile rods, generally paired. **B. no'mæ,** a pathogenic form from noma: small rods, often developing into filaments. **B. nu'bilus,** a saprophytic species from river-water: in rotating rods, single or in chains. **B. ochra'ceus,** a form from river-water, in motile rods: it is sporiferous and produces a yellow pigment. **B. œdem'atis aëro'bicus,** a pathogenic variety from exudates in guinea-pigs inoculated with garden-soil. **B. œdem'atis malig'ni,** a pathogenic form from dust, foul water, and putrefying matter. It occurs in actively motile rods, often forming chains. Its injections produce a malignant and fatal edema. **B. œdem'atis thermoph'ilus,** a pathogenic species from cattle and diseased guinea-pigs. It is very resistant to heat. **B. o'leæ, B. o'leæ tuberculo'sis,** a phytopathogenic species from olive-knot, a disease of olive-trees. **B. olera'ceæ,** a species causing a disease of cauliflowers and allied plants. **B. oligocarboph'ilus,** a b. which is capable of growing in water containing fully mineralized salts. It is capable of oxidizing hydrogen and carbon monoxid. **B. oö'genes fluores'cens,** a zymogenic species from rotten eggs: its produces a pale-green pigment. **B. oö'genes hydrosulphu'ricus,** a zymogenic form from rotten eggs. **B. oölyt'icus,** a b. which decomposes egg-albumin and is capable of causing gastric fermentation. **B. of Oppler and Boas,** a b. in long threads found in the stomach in cancer. **B. orchit'icus,** a pathogenic b. from the nasal secretion of glanders. Injected subcutaneously into guinea-pigs, it causes edema and paralysis. Intraperitoneal injections cause swelling of the testicle with the formation of nodes. **B. orthobutyl'icus,** a zymogenic species from fermenting leguminous seeds. **B. of osteomyelitis,** a pathogenic form from cases of osteomyelitis. **B. ova'tus minutis'simus,** a pathogenic form from the skin in seborrhea: in pointed oval rods. **B. oxalat'icus,** a species from air, producing an ochrous pigment. **B. oxyt'ocus pernicio'sus,** a pathogenic form, in short rods, from stale milk. **B. ozæ'næ,** a pathogenic species from ozena. **B. panif'icans,** a zymogenic species from bread. **B. pantot'rophus,** a b. which generates formaldehyd and uses it as a nutritive. **Paracolon b.,** a b. intermediate in form between the colon bacillus and the *B. typhosus.* It is found in cases of so-called paratyphoid fever. **B. paradox'us,** a species obtained from cases of acute tropical dysentery. **B. paralyti'cus,** a species isolated from cases of general paralysis and tabes dorsalis, and thought to be the etiologic factor in general paralysis. **Paratyphoid b., B. paratyphosus,** a motile, flagellated form belonging in the colon-typhoid group, the probable cause of certain fevers resembling typhoid. **B. par'vus ova'tus,** a pathogenic species from one form of swine-plague: in small, immotile, ovoid rods. **B. Pasteuria'nus,** a form from beer: it causes acetic fermentation. **B. peduncula'tus,** a microbe, in short motile rods, from the urine of cystitis: it is pathogenic. **B. peptofa'ciens,** a zymogenic form from milk. **B. perfrin'gens,** the gas-bacillius found in lung-gangrene and chronic ear-disease. **B. pes'tifer,** a germ, in motile rods, from air: its cultures have a foul odor. **B. pes'tis bubon'icæ,** a species which is the cause of bubonic plague. It occurs usually in small non-motile rods, with rounded extremities, although it may vary greatly in form. Called also *Yersin's b.* **Pfeiffer's b.,** the bacillus of influenza. **B. phase'oli,** a zymogenic form parasitic on leguminous plants. **B. phasia'ni sep'ticus,** a motile b. producing in pheasants a disease marked by somnolence, enteritis, and septicemia. **B. phleg'monis emphysemato'sæ,** a bacillus which causes gas-formation in a phlegmon. **B. phosphores'cens,** a photogenic species from sea-water. **B. phosphores'cens gel'idus,** a non-pathogenic form from phosphorescent fish: in small rods, which become ovate masses. **B. phosphores'cens in'dicus,** a photogenic variety from luminous sea-fish and from sea-water: in actively motile rods or filaments. **B. phosphores'cens indi'genus,** a photogenic form from sea-water and from herrings: in actively motile rods, sometimes connected into filaments. **B. phosphor'eus,** a photogenic species from sea-water and from fishes. **B. phylloxerici'dus,** a species destructive to phylloxera: found in soil and in manure. **B. pigmentoph'agus,** a bacillus which is said to


B. muriseptícus, × 800

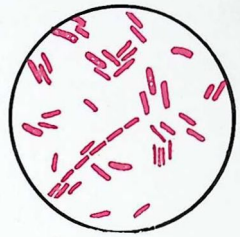
B. mycoides, × 1000.


B. œdematis maligni: I, ordinary form (× 1000); II, flagellate form (× 1200).

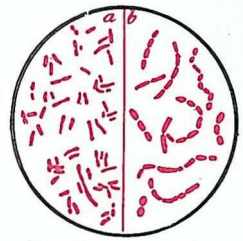

B. pestis: *a*, agar culture; *b*, bouillon culture (× 1000).


B. pneumoniæ, × 800; Fig. II, as seen in sputum.

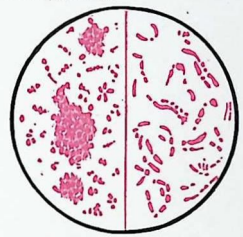
B. pseudodiphtheriæ, × 1000.

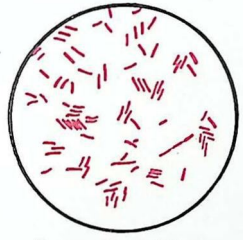
B. pyocyaneus, × 800.


B. septicæmiæ hæmorrhagicæ, × 1000.

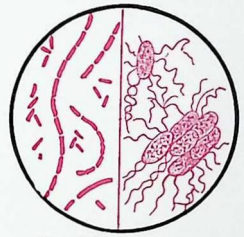
B. subtilis: I, × 1000; II, greatly magnified, showing flagella.


B. tetani, × 1000.

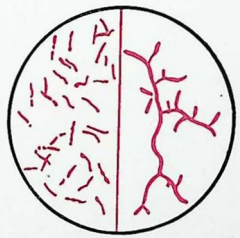
B. tuberculosis; I, × 1000; II, ramified or branching form.


B. tussis convulsivæ in sputum of whooping-cough patient, × 1000.


B. typhosus, I, ordinary form (× 1000); II, flagellate form (× 1500).


B. suis (b. of hog cholera), × 1000.


B. Zopfii, × 1000.

cause the hair to turn gray by devouring the pigment. **B. of pink-eye.** Same as *B. conjunctivitidis*. **B. pinna'tus,** a zymogenic species from soil. **B. plica'tus,** a species from water: in non-motile rods, often grouped in twos, fours, etc. **B. pneumo'niæ.** 1. Same as *Micrococcus lanceolatus*. 2. A pathogenic microbe characteristic of certain cases of croupous pneumonia, and from epidemic pneumonia of guinea-pigs and mice: swiftly motile bacilli, single or, oftener, paired. **B. pneumon'icus ag'ilis,** a variety from the vagus-pneumonia of rabbits: it has been found in complicated pneumonia of the human subject, and exists in various shapes. **B. pneumon'icus liquefa'ciens,** a short, non-motile b. from lungs of cattle which died of contagious pneumonia. It is pathogenic for cattle. From the cultures pneumobacillin is produced. **B. pneumosep'ticus,** a pathogenic form from the cadavers of those who have died of septic pneumonia: in short and straight non-motile rods. **Pole-b.,** same as *Czapelewski's b.* **B. polymyx'a,** a form which causes fermentation in infusions of potato, lupine, etc, in actively motile rods, also in long filaments. **B. polypifor'mis,** a non-pathogenic form from cow-dung and from mice innoculated with soil: in somewhat motile rods. **B. por'ri,** a microörganism said to be the specific cause of warts. **B. of potato-rot,** a b. producing potato-rot. It splits dextrose into butyric and carbonic acids, and dissolves starch. **B. prodigio'sus,** a non-poisonous form found on bread, potato, etc.: in immotile rods, resembling cocci or diplococci. **B. pro'teus,** a curved, ciliated, motile b., 3 to 4 μ long, occurring in a great variety of forms. It is found in water, decaying animal matter, also in the body of a man who died of putrid infection. It causes putrefaction of animal matter, forming a poisonous ptomaïn. It is fatal to rabbits and guinea-pigs: forms hydrogen disulphid. It develops in the body along with other bacteria, favoring their action. Produces cystitis, pyelonephritis, cholera infantum, and meat-poisoning. **B. pro'teus fluores'cens,** a multiform species from viscera of diseased fowls: pathogenic. **B. pro'teus letha'lis,** a motile, capsulated, nodulated b. from gangrenous lungs: pathogenic for mice and rabbits. **B. pro'teus sep'ticus,** a pathogenic species from a septic gangrene of the colon. It is flexile and motile, in somewhat curved rods of varying length. Cultures give off a fetid odor. **B, pro teus vulga'ris.** See *Proteus vulgaris*. **B. pseudobutyr'icus,** a b. from milk, turning the latter bitter. **Pseudodiphtheria b.,** a non-pathogenic bacillus closely resembling *B. diphtheriæ*. It is probably an attenuated form of the latter. **B. of pseudo-edema,** a pathogenic form from mice inoculated with garden-soil. **B. pseudo-influen'zæ,** a pathogenic species from influenza, bronchopneumonia, and purulent otitis media. **B. pseudopneumon'icus,** a pathogenic form from the pus of abscesses, forming cocci or, more rarely, short rods. **B. of pseudorabies,** a slender b. from the cerebral fluid of a rabbit that died from inoculations of a rabid wolf: pathogenic. **B. pseudosep'ticus,** a pathogenic form from mice inoculated with feces. **B. of pseudotetanus,** a species resembling *B. tetani*, but not stainable by Gram's method, having fewer flagella, growing differently in various media; found in a blank-cartridge wound: not known to be pathogenic. **B. pseudotuberculo'sis,** a pathogenic species from the viscera of a sick horse. It is probably the bacillus that produces pseudotuberculosis. **B. pseudotuberculo'sis mu'rium,** a b. resembling *B. diphtheriæ:* pathogenic for mice and guinea-pigs. **B. pseudotuberculo'sis sim'ilis,** a pathogenic b. resembling *B. pseudotuberculosis*. **B. pseudotypho'sus,** a species resembling *B. typhosus*, from water, soil, and the body. **B. psittaco'sis,** a pathogenic species from the blood of parrots and human subjects affected with psittacosis. It is short, stout, rounded at the ends, and actively motile. It is flagellate, but forms no spores. **B. puerpera'lis,** a pathogenic species from cases of puerperal sepsis. **B. pul'pæ pyo'genes,** a pathogenic germ from gangrenous tooth-pulp: in pairs or chains of somewhat pointed rods. **B. puncta'tus,** a saprophytic species from water; in actively motile rods. **B. of purpura hæmorrhagica,** a pathogenic species from hemorrhagic purpura. **B. putrif'icus co'li,** a form from feces, in highly motile rods, developing into long filaments: it decomposes albumin. **B. pyocinnaba'reus,** a b. from red pus. It is poisonous, and produces a red-coloring pigment. **B. pyocya'neus,** the pathogenic microbe of blue pus. Four or more forms or varieties are described: (I.) is from green pus, and is in small, highly motile and slender, coccus-like rods: it produces pyoktanin; (II.) is from a gray pus, and resembles (I), but produces a yellow-brown pigment. **B. pyocya'neus fœ'tidus** is derived from pus of an anal abscess: it is a slightly motile form. **B. pyo'genes anaëro'bicus,** a pathogenic species from foul pus of rabbits. **B. pyo'genes bo'vis.** Same as *B. renalis bovis*. **B. pyo'genes cloaci'nus,** a b. from sewage: produces abscesses and septicemia. **B. pyo'genes cras'sus.** Same as *B. pneumoniæ*. **B. pyo'genes fœ'tidus,** a motile b., 1.5 μ long, from pus of anal abscess: produces septicemia in mice and guinea-pigs. **B. pyo'genes fœ'tidus liquefa'ciens,** a pathogenic species from brain-abscess after otitis media. **B. pyo'genes gingi'væ,** a short, rounded b. from alveolar abscess and coating of teeth. It is pyogenic and fatal to mice, guinea-pigs, and rabbits. **B. pyo'genes minutis'simus,** a variety from pus. **B. pyo'genes so'li,** a form from rats inoculated with garden-soil. **B. radia'tus,** a non-pathogenic form from exudates of animals inoculated with garden-earth: in motile rods. **B. radicic'ola,** a zymogenic form from the root-tubercles of leguminous plants. **B. radicifor'mis,** a saprophytic form from water. **B. radico'sus,** a saprophytic form from water. **B. ramo'sus,** a zymogenic form from soil and water: in somewhat motile rods, often forming long chains and filaments. **B. ramo'sus liquefa'ciens,** a saprophytic variety in water and air. **B. ranici'da,** a pathogenic form from water and from frogs dead of septicemia. **B. rena'lis bo'vis,** a b. resembling *B. diphtheriæ:* produces nephritis with cystitis in the ox. **B. reticula'ris,** a saprophytic form from sewage-water. **B. rheumatarthrit'idis,** a species from joint-effusions in articular rheumatism: not known to be pathogenic. **B. rhini'tis atroph'icus,** a saprophytic species from nasal secretions in atrophic rhinitis. **B. rhinosclero'matis,** a pathogenic microbe from the tubercles of rhinoscleroma: in short rods or immotile bacilli. **B. rhusiopath'iæ su'is,** a non-motile b., 0.6 μ long, from the leukocytes in hog-erysipelas. It is pathogenic for mice, rabbits, and doves. **Rosenbach's b.,** the *Bacillus saprogenes*. **B. rubefa'ciens,** a species from water, producing a pale, rosy-pink pigment: in actively motile jointed rods. **B. rubel'lus,** a species from guinea-pigs inoculated with street-dust: it produces a pale-red pigment. **B. ru'ber,** a saprophytic form from the air. **B. ru'ber in'dicus.** See *B. indicus*. **B. ru'ber Kielen'sis,** a variety from water, affording a blood-red pigment. **B. ru'ber ova'tus,** a phytopathogenic form from blighted sorghum. **B. ru'ber sardi'næ,** a species from sardines: forms a red pigment. **B. ru'bidus,** a chromogenic species

from water, producing a brown-red pigment: in actively motile rods, often joined into filaments. **B. saccharobutyr'icus,** a zymogenic form from certain kinds of cheese. **B. saliva'rius sep'ticus.** See *Diplococcus pneumoniæ.* **B. salmonici'dus,** a b. producing a contagious disease of salmon, marked by suppuration and hemorrhage. **Sanarelli's b.,** the *Bacillus icteroides.* **B. san'guinis ty'phi,** a form obtainable from the blood of patients with typhus. **B. sapro'genes,** an organism in three forms (I., II., III.), from the sweat of the feet, the pharyngeal follicles, putrescent pus, and gangrenous tissue: pathogenic. **B. sapro'genes vi'ni,** b. found in putrefying wine. **B. sca'ber,** a non-pathogenic form from cheese. **B. of scarlet fever,** a form from the throat in anginose scarlatina: not known to be pathogenic. **B. Schaf'feri,** a form from cheese and fermenting potato: not pathogenic. **B. of Scheurlen,** a non-pathogenic form from cancer and from the healthy mammary gland: in motile rods. **B. of Schimmelbusch,** the microörganism of noma or cancrum oris. **B. of seborrhea,** a form from the hair and scalp in seborrhea: it produces a brick-red deposit. **B. of senile gangrene,** a pathogenic form from cases of senile gangrene. **B. septicæ'miæ,** a saprophytic form from the blood. **B. septicæ'miæ hæmorrhag'icæ,** the bacillus of chicken-cholera: a non-motile pathogenic form, in rods or filaments. **B. sep'ticus acumina'tus,** a pathogenic form from the blood and viscera of an infant after death from septicemia: a slender, non-capsulated coccus. **B. sep'ticus agri'genus,** a pathogenic form from cultivated soil, in long immotile rods. **B. sep'ticus keratomala'ciæ,** a pathogenic form from various organs after death from sepsis following keratomalacia: in thick, short rods, often in pairs. **B. sep'ticus pu'tidus,** a pathogenic form from the cadaver of cholera. **B. sep'ticus sputi'genus.** See *Diplococcus pneumoniæ.* **B. sep'ticus ul'ceris gangræno'si,** a pathogenic form from various tissues and fluids of children dead of gangrenous ulcers: in motile, rounded rods or oval cocci. **B. sep'ticus vesi'cæ,** a pathogenic form from the urine of cystitis: in motile rods. **B. ses'silis,** a saprophytic form from the blood of neat cattle. **Shiga's b.** See *B. dysenteriæ liquifaciens.* **B. sim'ilis,** a species from human feces: not pathogenic. **B. sim'ilis-typhus,** an organism from water, resembling *B. typhosus:* it is in motile rods, not sporiferous. **B. smarag'dinus fœ'tidus,** a pathogenic organism from the nasal discharges of ozena: in small curvate rods. **B. smeg'mæ,** a form, not ordinarily pathogenic, from the smegma præputii: occuring in various internal organs in certain diseased conditions. **B. solanacea'rum,** a species from the brown root of solaneaceous plants. **B. sol'idus,** a pathogenic species, in actively motile rods from mice inoculated with garden-soil. **B. solita'rius,** an organism from river-water: in motile rods. **B. sor'ghi,** and causing the spots on sorghum leaves. **B. sperm'genes,** a form which is capable of developing spermin in liquid media: probably a variety of the tubercle-bacillus. **B. spinif'erus,** a species from the skin in seborrhea: it forms straight or curved rods. **B. spino'sus,** a motile non-pathogenic b. from fluids of guinea-pigs that died after being inoculated with garden-soil. **B. sputi'genus cras'sus,** a pathogenic b. from the coating of the tongue and from sputum. **B. sputi'genus ten'uis,** a pathogenic species from sputum of catarrhal pneumonia and phthisis. **Sternberg's b.,** the *Micrococcus lanceolatus.* **B. Stewar'ti,** a b. causing a disease of the leaf of sweet corn. **B. stolona'tus,** a saprophytic species from water, in motile rods. **B. stolonif'erus,** a species in marsh-water. **B. stria'tus al'bus,** a form from healthy nasal mucus: in small striate rods. **B. stria'tus fla'vus,** a variety from healthy nasal secretions. It produces a sulphur-yellow pigment: seen in small, thick, striated rods. **B. stria'tus vir'idis,** a saprophytic form from the soil. **B. Stuet'zeri,** a zymogenic species from the soil. **B. subfla'vus,** a microbe from river-water, in motile rods: not sporiferous. **B. sub'tilis,** a form from air, water, and soil, in motile rods. **B. sub'tilis sim'ulans,** a saprophytic species in two forms from feces: in non-motile rods, or in long filaments which break up into rods. **B. sucina'cius,** a small species from conjunctival secretions of a case of granular conjunctivitis. **B. suici'dus.** Same as *B. suisepticus.* **B. suipes'tifer,** a motile, ovoid b., 0.8–1.2 μ long, from the blood and organs of hogs with hog-cholera and French-swine-plague: pathogenic. **B. su'is,** a species characteristic of hog-cholera, seen as a coccus, developing into rods and filaments. **B. suisep'ticus,** the bacillus of swine-plage. **B. sulphhydro'genus,** a zymogenic form from water evolving H_2S. **B. sulphu'reus,** (I.) a saprophytic form from urine; (II.) a microbe from mud, producing a red-brown powder. **B. superficia'lis,** a form from river-water: in motile rods. **B. of swine-erysipelas.** See *B. rhusiopathiæ suis.* **B. of swine-fever.** See *B. suipestifer.* **B. sycosif'erus fœ'tidus,** a pathogenic species from the beard of patients affected with sycosis. **B. of symptomatic anthrax.** See *B. carbonis.* **B. syncy'anus,** a species from water, affording a blue pigment. **B. synxan'thus,** the bacillus of yellow milk: it forms motile rods, and gives to milk a lemon color: non-pathogenic. **B. syphil'idis,** a species from syphilitic tissues, not certainly known to be pathogenic: it forms slender, and frequently sinuate, rods. **B. tachyc'tonus,** a species from feces of cholera morbus: produces septicemia in guinea-pigs and mice. **B. tardig'radus,** a saprophytic species from water: in slow-moving rods. **B. tartar'icus,** a zymogenic species from a fermenting solution of calcium tartrate. **B. ten'uis sputi'genus,** a pathogenic form from sputum. **B. ter'mo.** Same as *B. proteus.* **B. termoph'ilus,** a form from the intestine and from sewers: it causes rapid putrefaction, but is not regarded as pathogenic. **B. terri'genus,** a zymogenic species from the soil. **B. tet'ani,** a pathogenic species from the soil and from the pus of tetanus: its cultures produce tetanotoxin: its rods are slowly motile and are generally heaped together. **B. thalassoph'ilus,** a saprophytic form from sea-weed. **B. thermoph'ilus,** a probably non-pathogenic species from air, soil, water, sewage, feces, and the intestine in non-motile filaments. **B. tholoi'deum,** a pathogenic species from water, sewage, and the intestinal tract. **B. tracheiph'ilus,** a species causing the wilt disease of cucumbers, melons, pumpkins, and squashes. **B. tremolloi'des,** a species from water: it produces a yellow pigment. **B. trem'ulus,** a saprophytic species from vegetable infusions: a small, motile, flagellate form. **B. of trichorrhexis nodosa,** a pathogenic species from hair affected with trichorrhexis nodosa. **B. tuberculo'sis,** the pathogenic microbe of tuberculosis: forming non-motile rods, often somewhat curved. **B. tuberculo'sis gallina'rum,** a pathogenic species from tuberculosis of fowls. **B. tuberculo'sis pis'cium,** a species causing tuberculosis in fish and frogs, but not pathogenic for guinea-pigs. **B. tuberig'enus,** bacilli found in the nodules of roots of plants: believed to aid in the nutrition of the latter. **B. tumes'cens,** a species of white cultures are obtained by exposing slices of boiled carrot to the air of a room. **B. tus'sis convulsi'væ,** a pathogenic form from the sputum of whooping-cough: in motile rods, isolated, paired, or in chains. **B. ty'phi abdomina'lis, B. typho'sus,** the bacillus which is the specific cause of typhoid fever: it forms actively motile rods. **B. ty'phi mu'rium,** Löffler's mouse-bacillus; an organism destructive to mice. **B. ubiq'uitus,** a species from air and water, probably a variety of *B. can'dicans.* **B. ul'ceris cancro'si,** the pathogenic b. of soft chancre. It is 0.5–1.5 μ long and occurs in parallel chains. **B. ul'ceris mol'lis,** Ducrey's bacillus; the bacillus of chancroidal bubo. **B. ul'na,** a non-pathogenic species from the healthy mouth: in straight rods, frequently paired. **B. ure'æ,** a zymogenic species from soil, water, air, feces, urine, etc. **B. urocepha'lus,** a form from putrefying animal matters: it causes albuminoid fermentation. **B. of Utpadel,** a pathogenic species from the small intestine; it forms slowly motile rods, often arranged in twos or threes. **B. vacuolo'sus,** a species isolated from the intestine in fatal cases of yellow fever. **B. vagina'lis,** a saprophytic form from the healthy vagina. **Van Niessen's b.,** a bacillus cultivated by Van Niessen from the blood of syphilitic patients. **B. varico'sus conjuncti'væ,** a pathogenic species from the healthy conjunctiva: in non-motile rods, the smaller ones frequently varicose. **B. vascula'ris,** a saprophytic form from the viscera of a yellow-fever cadaver. **B. vascula'rum,** a saprophytic species from cadavers of yellow fever. **Veil b.,** a species resembling bacterium coli and bacillus lactis aërogenes, but distinguished from them by growing less abundantly on gelatin. **B. veneno'sus,** a species found in water as motile rods: pathogenic for small animals. **B. veneno'sus bre'vis,** a species found in water, in the form of short, thick rods: pathogenic for small animals. **B. veneno'sus invisib'ilis,** a species found in water, in the form of slender rods: pathogenic for small animals. **B. veneno'sus liquefa'ciens,** a species found in water: produces liquefaction of gelatin and is pathogenic for small animals. **B. ventric'uli,** a species isolated from the digestive tracts of dogs, in motile rods, grouped in twos and fours: it peptonizes albumin. **B. vermicu'losus,** a non-pathogenic species from water: in the form of short chains and long filaments. **B. of verruca peruana,** Yzquierdo's bacillus; a species from the nodules of Peruvian wart. **B. verticilla'tus,** a zymogenic species from soil. **B. of Vincent's angina,** a spindle-shaped species from hospital dirt: pathogenic. **B. viola'ceus,** a non-pathogenic form from water, in slender, motile rods and filaments: forming a violet pigment. **B. viola'ceus fla'vus,** a species from the conjunctiva of a case of granular conjunctivitis. **B. viola'ceus lauren'tius,** a variety from water, producing a violet pigment. **B. vi'rens,** a species from water, producing a green pigment. **B. vires'cens,** a non-pathogenic form from green sputum, in motile rods and long filaments. **B. vir'gula,** a bacillus which causes an albuminoid fermentation in casein. **B. vir'idans,** a species from water, yielding a green pigment. **B. virides'cens non-liquefa'ciens,** a zymogenic form from the soil. **B. vir'idis,** a species found in a *Polyporus* (fungus) and in water. **B. vir'idis fla'vus,** a form from water, producing a yellow-green pigment. **B. vir'idis palles'cens,** a zymogenic variety from air and water, producing a yellow-green pigment; in motile rods forming filaments. **B. visco'sus,** a non-pathogenic species whose cultures are greenish. It is said to be identical with *B. fluorescens liquefaciens.* **A. visco'sus cerevisi'æ,** a zymogenic form from ropy beer and milk. **B. visco'sus lac'tis,** a non-motile b. 1.2–1.7 μ long. It renders milk viscid. **B. visco'sus sac'chari,** a zymogenic form from ropy saccharine fluids. **B. visco'sus vi'ni,** a zymogenic form from ropy wine. **B. vitulo'rum,** a pathogenic form from the diphtheria of calves. **B. vulga'ris,** a species which causes putrefaction in animal matter. **Weeks b.,** the bacillus of catarrhal conjunctivitis: called also *Koch-Weeks b.* **Weigmann's b.,** a zymogenic species from bitter milk. **Welch's b.,** the bacillus aërogenes capsulatus. **White b.,** a saprophytic bacillus from water. **B. x.,** a pathogenic species from yellow-fever cadavers. **B. xantho'genus.** The same as *B. synxanthus.* **B. xero'sis,** a non-pathogenic form from xerosis and some cases of conjunctivitis, in non-motile rods. **B. xyli'num,** a species which splits up acetic acid. **Yellow b.,** a saprophytic form from water. **Yersin's b.** See *B. pestis bubonicæ.* **Yzquierdo's b.,** a bacillus which is the probable cause of verruca peruana, or Carrion's disease. **B. ze'æ,** a species which causes a bacterial disease of Indian corn. **B. Zen'keri,** a form which causes putrefaction. **B. Zop'fii,** a non-pathogenic form from the intestines of chickens and the blood of ducks, in non-motile rods. **B. zurnia'nus,** a non-pathogenic form from water, in non-motile rods.

Back, Bicycle-. The rounded spine and humped shoulders of cyclers. **Old man's b.,** a peculiar spinal or dorsal curvature due to paralysis of the dorsal extensors; paralytic kyphosis.

Backerin (bak'er-in) [named for *De Backer*]. A preparation of yeast for injection: phagocytic.

Bacteremia (bak-ter-e'me-ah) [Gr. βακτήριον a little rod + αἷμα blood]. The presence of bacteria in the blood.

Bacteria (bak-te're-ah), pl. of *Bacterium* [L.]. The Schizomycetes, or vegetable microörganisms, especially the short-rod forms. **Amotile b.,** bacteria which are incapable of motion, as the bacilli of anthrax.

Bacteriaceæ (bak''te-re-a'se-e). The Schizomycetes, or vegetable microörganisms.

Bacterial (bak-te're-al). Pertaining to, or caused by, bacteria.

Bactericidal (bak''ter-is-i'dal [*Bacterium* + L. *cæ'dere* to kill]. Destructive to bacteria.

Bacteriside (bak-ter'is-īd) [*Bacterium* + L. *cæ'dere* to kill]. 1. Destructive to bacteria. 2. Any agent that destroys bacteria.

Bacteridium (bak-ter-id'e-um), pl. *bacterid'ia* [L. dim. of *Bacterium*]. A term sometimes used as a generic name for certain bacilli.

Bacteriemia (bak''ter-e-e'me-ah) [Gr. βακτήριον rod + αἷμα blood]. The presence of schizomycetes in the blood.

Bacteriform (bak-ter'if-orm). Resembling a bacterium in form.

Bacterination (bak-ter-in-a'shun). Inoculation with bacteria; microbination.

Bacterine (bak'te-rin). Same as *Bacterial vaccine.* See under *Vaccine.*

Bacterinia (bak-te-rin'e-ah). The condition of unfavorable action which sometimes follows inoculation with bacterial vaccines.

Bacterio-agglutinin (bak-te''re-o-ag-lu'tin-in). Same as *Bacteriohemagglutinin.*

Bacteriohemagglutinin (bak-te''re-o-hem-ag-glu'tin-in). A hemagglutinin formed in the body by the action of bacteria.

Bacteriohemolysin (bak-te''re-o-he-mol'is-in). A hemolysin produced in the body by the action of bacteria.

Bacteriofluorescin (bak-te''re-o-flu-o-res'in). A fluorescent coloring-matter produced by bacteria.

Bacterioid (bak-ter'e-oid) [Gr. βακτήριον rod + εἶδος form]. 1. Resembling the bacteria. 2. A structure resembling a bacterium.

Bacteriologic, Bacteriological (bak-te″re-o-loj′ik, bak-te″re-o-loj′ik-al). Pertaining to bacteriology.

Bacteriologist (bak″te-re-ol′oj-ist). An expert in bacteriology.

Bacteriology (bak″te-re-ol′oj-e) [Gr. *βακτήριον* rod + *λόγος* discourse]. The sum of what is known regarding bacteria.

Bacteriolysin (bak″te-re-ol′is-in). An antibody formed in the blood as a result of infection and capable of destroying the bacteria of the infection.

Bacteriolysis (bak″te-re-ol′is-is) [*Bacteria* + Gr. *λύσις* solution]. The destruction or solution of bacteria within or without the living organism.

Bacteriolytic (bak-te″re-o-lit′ik). Pertaining to, or producing solution or destruction of, bacteria.

Bacterio-opsonin (bak-te″re-o-op-so′nin). An opsonin that has an opsonic action on bacteria.

Bacteriopathology (bak-te″re-o-path-ol′o-je). The study or science of microörganisms in their relations to pathology.

Bacterioplasmin (bak-te″re-o-plaz′min). Any one of a class of unchanged albuminous poisons existing in the expressed juice of certain bacteria.

Bacterioprecipitin (bak-te″re-o-pre-cip′it-in) A precipitin produced in the body by the action of bacteria.

Bacterioprotein (bak-te″re-o-pro′te-in). Any one of a class of poisonous albuminous (protein) bodies, unaltered by heat, derivable from certain bacteria by boiling. The bacterioproteins produce fever, inflammation, and suppuration, but are thought to be not specific.

Bacteriopurpurin (bak-te″re-o-pur′pu-rin) [*Bacterium* + L. *pur′pur* purple]. The light-purple pigment of *Beggiato′a roseopersici′na*.

Bacterioscopic (bak-te″re-o-skop′ik). Pertaining to the microscopy of bacteria.

Bacterioscopy (bak″te-re-os′ko-pe) [Gr. *βακτήριον* bacterium + *σκοπεῖν* to inspect]. The microscopic study of bacteria.

Bacteriosis (bak-te-re-o′sis). Any bacterial disease.

Bacteriotherapy (bak-te″re-o-ther′a-pe) [*Bacteria* + *Therapy*]. Treatment of disease by the introduction of bacteria into the system.

Bacteriotoxin (bak-te″re-o-tox′in) [*Bacteria* + *Toxin*]. Any toxin destructive to bacteria.

Bacteriotropic (bak-te″re-o-trop′ik) [*Bacteria* + Gr. *τρόπος* turning]. Turning or changing bacteria: a term applied to that constituent of the serum that renders bacteria more liable to destruction by the serum.

Bacteriotrypsin (bak-te″re-o-trip′sin). One of the ferments produced by the cholera-spirillum.

Bacterium (bak-te′re-um), pl. *bacte′ria* [L.; Gr. *βακτήριον* little rod]. 1. A genus of schizomycetes of short and rod-like form. 2. Any non-animal microörganism; a microphyte. **B. accidenta′lis tet′ani**, a pathogenic species from pus in tetanus. **B. ace′ti.** See *Bacillus aceti*. **B. ac′idi lac′tici.** See *Bacillus acidi lactici*. **B. ægypti′acum.** Same as *Koch-Weeks bacillus*. **B. a′ëris minutis′simum**, a very small species from air, producing a canary-yellow pigment. **B. aëro′genes.** See *Bacillus aërogenes*. **B. al′lii.** See *Bacillus allii*. **B. auranti′acum**, a chromogenic species. **B. aureofa′vum**, a species from water, producing a golden-yellow pigment. **B. be′tæ**, a species from diseased beets. **B. bovisep′ticum**, a pathogenic species from an infectious disease of the Asiatic buffalo: in immotile, but somewhat oscillating, rods. **B. breslavien′se**, a pathogenic species from diseased meat. **B. tristolen′se, Bristol C.**, a species intermediate in character between bacillus coli and bacillus lactis aërogenes: found in dead rats on a ship at Bristol, England, that came from Asia Minor. **B. brunneofa′vum**, a species from air, producing a brownish-orange pigment. **B. brun′neum**, a chromogenic form from putrid infusions of maize. **B. buc′culæ fortu′itum**, a saprophytic form from normal saliva. **B. buc′culæ minu′tum**, a variety from healthy saliva, producing a bright-yellow pigment. **B. of buffalo plague**, a pathogenic form characteristic of a plague which affects the Asiatic buffalo. **B. buty′ri colloid′eum**, a microphyte from good and bad butter alike. **B. capit′ulum**, a species from infusions of albuminous matter. **B. caten′ula**, a species from decaying blood and from spoiled wine. **B. chol′eræ columba′rum**, a pathogenic form from cholera of wild pigeons. **B. cho′leræ gallina′rum**, a pathogenic form from chicken-cholera: in immotile rods, often forming filaments. **B. cholo′genes**, a pathogenic form in angiocholitis with meningitis. **B. co′li commu′ne.** See *Bacillus coli commune*. **B. decal′vans**, a species of elongated or rounded form: said to cause alopecia areata. **B. du′bium**, a pathogenic species from feces. **B. du′bium pneumo′niæ**, a pathogenic form from the rusty sputum of pneumonia. **B. dysente′riæ liquefa′ciens**, a pathogenic form from cases of diphtheria in Japan. **B. dysente′riæ vitulo′rum**, a pathogenic form from the dysentery of calves. **B. friedbergen′se**, a pathogenic species from poisonous sausages. **B. glischro′genes**, an oval, motile species from viscid urine: it renders milk and bouillon ropy. **B. gum′mis**, a species which causes the gummy disease of orange, fig, and almond trees. **B. Hes′sii**, one of the microphytes which cause the ropy state of milk. **B. ictero′genes**, a pathogenic form from liver and blood in acute yellow atrophy of the liver, and from typhoid stools. **B. lumino′sum**, a luminous, pathogenic species from an amphipod crustacean of the genus *Sali′trus*, and from sea-water. **B. lu′teum**, a non-motile form from water, producing an orange pigment. **B. Maddox′ii**, a zymogenic species from fermenting urine. **B. Martinez′ii**, a pathogenic species from the liver of the yellow-fever cadaver. **B. merismopœdioi′des**, a species from sewage-mud: in rods and in square colonies of cocci. **B. morbil′li**, a form found in the urine of patients with measles. **B. o′leæ**, a species causing a disease of olive-trees. **B. periplane′tæ**, a species which causes a disease of cockroaches. **B. radicic′ola**, a species found in the soil and on the roots of leguminous plants, with which it is symbiotic, and without which they do not thrive. **B. rosa′ceum metalloi′des**, a motile, rod-like species which produces gas in urine. **B. suipes′tifer**, a pathogenic species from hog-cholera. **B. sulphu′reum**, a species found in mud and in urine: it breaks up the casein of milk and produces hydrogen sulphid: it occurs in slowly motile rods. **B. tachyc′tonum**, a pathogenic species from stools in cholera nostras. **B. ter′mo**, a non-pathogenic species from the saliva and mouth secretions in health, forming motile flagellate and cylindric rods. **B. tholoid′eum**, a species in short rods, from the intestinal contents of persons in health: pathogenic to certain animals. **B. ure′æ**, a non-pathogenic, rod-like species from ammoniacal urine. **B. viola′ceum**, a species from putrefying solutions of egg-albumin. **Wool-sack b.**, a sarcina. **B. xyli′num**, a species from solutions of the carbohydrates, producing acetic acid.

Bacteriuria (bak″te-re-u′re-ah) [Gr. *βακτήριον* rod + *οὖρον* urine]. The existence of bacteria in the urine.

Bacteroid (bak′te-roid) [Gr. *βακτήριον* rod + *εἶδος* form]. Resembling a bacterium; also a structure resembling a bacterium.

Baculiform (bak-u′li-form) [L. *bacu′lum* rod + *for′ma* shape]. Rod-shaped.

Badian (ba′de-an) [Persian]. See *Anise, star*.

Bael (ba′el) [East Indian; L. *be′la*]. The *Æ′gle Mar′melos*, or Bengal quince, a rutaceous tree of India. The root-bark, and especially the half-dried, unripe fruit, are valuable remedies in diarrhea, etc. The ripe fruit is laxative. Dose of fluid extract, ½–2 dr. (2–8 c.c.).

Bag (bag). A sac or pouch. **Barnes's b.**, a rubber bag for dilating the cervix uteri. **Ice b.**, a bag filled with ice, for applying cold to the body. **Politzer's b.**, a soft bag of rubber for inflating the middle ear. **B. of waters**, the membranes which enclose the liquor amnii of the fetus.

Baker-leg (ba′ker-leg). Knock-knee, or genu valgum.

Balance (bal′ans) [L. *bi′lanx*]. 1. An instrument for weighing. 2. Harmonious adjustment of parts; harmonious performance of functions. **Torsion-b.** 1. A weighing balance in which the scale-beam is supported by metallic ribbons which act by torsion. 2. An electrometer which acts by the twisting of a single fiber of the web of a silkworm.

Balanic (bal-an′ik). Pertaining to the glans penis or glans clitoridis.

Balanism (bal′an-izm) [L. *balanis′mus*]. Treatment with pessaries or suppositories.

Balanitis (bal-an-i′tis) [Gr. *βάλανος* the glans penis + *-ιτις* inflammation]. Inflammation of the glans penis. It is usually associated with phimosis.

Balanoblennorrhea (bal″an-o-blen-or-re′ah) [Gr. *βάλανος* glans + *βλέννος* mucus + *ῥοία* flow]. Gonorrheal inflammation of the glans penis.

Balanoplasty (bal′an-o-plas-te) [Gr. *βάλανος* glans + *πλάσσειν* to form]. Plastic surgery of the glans penis.

Balanoposthitis (bal″an-o-pos-thi′tis) [Gr. *βάλανος* glans + *πόσθη* prepuce]. Inflammation of the glans penis and prepuce.

Balanorrhagia (bal″an-or-ra′je-ah) [Gr. *βάλανος* glans + *ῥηγνύναι* to burst forth]. Gonorrheal balanitis with free discharge of pus.

Balantidium (bal-an-tid′e-um) [Gr. *βαλαντιδίον* little bag]. A genus of Protozoa, or animal microörganisms. **B. co′li**, a round organism 7 to 10 μ in length, surrounded by short cilia. It is habitually present in the intestine of frogs and is occasionally found in man, where it is said to cause certain diarrheal troubles. Called also *Paramœcium coli*. **B. minu′teum**, a species resembling *balantidium coli*, but smaller.

Balata (bal′at-ah). The inspissated juice or latex of *Sipo′ta Mül′leri*, a tree of tropical America: used much like India rubber and gutta-percha.

Balbuties (bal-bu′she-ēz) [L.]. Stammering.

Baldness (bawld′ness). Lack or loss of hair. See *Alopecia, Calvities, Atrichia*.

Ball-and-socket joint. See *Enarthrosis*.

Ballonnement (bah-lōn-maw′). [Fr.]. Same as *Ballooning*.

Ballooning (bal-oon′ing). The operation of distending any cavity of the body with air for therapeutic purposes.

Ballottement (bal-lot-maw′) [Fr.]. The diagnosis of pregnancy by pushing up the uterus by a finger inserted into the vagina, so as to cause the embryo to rise and fall again like a heavy body in water. **Abdominal b., Indirect b.**, that which is effected by the finger applied to the abdominal wall. **Direct b., Vaginal b.**, that done by the finger in the vagina. **B. of the eye, Ocular b.**, the falling of opaque masses in a fluid vitreous after movements of the eyeball.

Balm (bahm) [Fr. *baume*]. 1. A balsam. 2. A healing or soothing medicine. 3. Any labiate plant of the genus *Melis′sa*, especially *M. officina′lis*: carminative and aromatic. **B. of Gilead.** 1. Mecca balsam. 2. Canada balsam. 3. The resin of poplar buds.

Balmony (bal′mon-e). The scrophulariaceous herb *Chelo′ne gla′bra*, of North America: anthelmintic, tonic, and laxative. Dose of fluid extract, ½–1 dr. (2–4 c.c.); of decoction, 1–2 fl. oz. (29.5–59 c.c.).

Balneography (bal-ne-og′raf-e) [L. *bal′neum* bath + Gr. *γράφειν* to write]. A treatise on baths.

Balneology (bal-ne-ol′oj-e) [L. *bal′neum* bath + Gr. *λόγος* discourse]. The science of baths and their therapeutic uses.

Balneotechnics (bal″ne-o-tek′niks). The art of preparing and administering baths.

Balneotherapy (bal″ne-o-ther′ap-e) [L. *bal′neum* bath + Gr. *θεραπεία* attendance]. The treatment of disease by bathing.

Balneum (bal′ne-um), pl. *bal′nea* [L. for "bath"]. A bath. **B. anima′le**, animal-bath. See under *Bath*. **B. are′næ.** See *Sand-bath*; also *Ammotherapy* and *Psammotherapy*. **B. cœno′sum, B. lu′teum**, a mud-bath. **B. lac′teum**, a milk-bath.

Balsam (bawl′sam) [L. *bal′samum*; Gr. *βάλσαμον*]. A semifluid, resinous, and fragrant vegetable juice, of many varieties. The balsams are resins combined with oils. **B.-apple**, the cucurbitaceous plant *Momor′dica balsam′ina*, with purgative and vulnerary fruit. **B.-apple, wild**, a North American cucurbitaceous plant, *Echinocys′tis lobā′ta*: a popular vulnerary. **Canada b.**, the oleoresin of fir, *terebin′thina canaden′sis*, procured from *A′bies balsam′ea*, the balsam fir of North America: much used in microscopy, and useful in catarrhal affections. Dose, 5 gr. (0.333 gm.). **Caperrapi b.**, a fragrant balsam from *Laur′us gigan′teus*: useful in chronic catarrhs. **B. of copai′ba.** See *Copaiba*. **Friars' b.**, the compound tincture of benzoin. See *Benzoin*. **Gur′jun b.**, an oleoresin from *Dipterocar′pus læ′vis*, a tree of Indo-China: used for coughs, gonorrhea, and leprosy. Dose, 10–50 min. (0.666–3.25 c.c.). **B. of Mecca**, an oleoresin or resin from *Balsamoden′dron opobal′samum*: highly esteemed in Oriental regions. **B. of Peru** [L. *bal′samum peruvi′anum*], an oleoresin from *Myrox′ylon Pere′iræ*, a tree of Salvador, in Central America: it is expectorant, stomachic, and soothing. Dose of the emulsion, 10–15 min. (0.666–1 c.c.). It is used locally in chronic skin-inflammations. **B. of sulphur**, 1 part of sulphur with 8 of olive or linseed oil: formerly used in pectoral disorders and as an application to ulcers. Dose, 5–30 min. (0.308–1.85 c.c.). **Tamaco′ari b.**, the product of a Brazilian species of *Caraipa*. **B. of Tolu** [L. *bal′samum toluta′num*], a resinous exudate from *Myrox′ylon toluif′erum*, a tree of tropical America. It is stimulant, expectorant, and stomachic. Dose of the tincture, 10–30 min. (0.666–2 c.c.); of the syrup, 1–2 dr. (4–8 c.c.). **Umi′ri b.**, the product of *Humir′icum balsamif′erum*, a tree of South America. **Wade's b.**, compound tincture of benzoin.

Balsamic (bawl-sam′ik) [L. *balsam′icus*]. Of the nature of a balsam.

Balsamo del deserto (bal′sam-o del des-er′to). A resin, probably from a variety of pine or fir of Mexico, recommended as a filling for root-canals.

Balsamodendron (bal″sam-o-den′dron) [L.; Gr. *βάλσαμον* balsam + *δένδρον* tree]. A genus of old-world amyridaceous trees of many species, producing bdellium, myrrh, and other balsamic drugs.

Bamboo (bam-boo′) [East Indian]. The common name of many tropical tree-like grasses. *Bam-*

bu'sa arundina'cea is alterative, anthelmintic, and depurative. **B. brier.** See *Smilax, Pseudo-China.*

Banana (ban-an'ah). The fruit of *Mu'sa sapien'tum*: said to be useful as an alterative and antituberculous remedy. Dose of fluid extract, 10–20 min. (0.666–2 c.c.).

Band (band). Any part, structure, or appliance that binds. **Amniotic b.,** a strip of false membrane on the inner part of the amnion which sometimes constricts the fetus. **Anogenital b.,** a fetal fillet which is the rudiment of the perineum. **Axis-b.,** the primitive streak. **Belly-b.,** a flannel strip worn around the abdomen. **B's of the colon,** longitudinal muscular bands extending throughout the entire length of the large intestine. They are the *mesocolic b.*, the *free b.*, and the *omental b.* **Dentate b.** See *Fascia dentata.* **Free b.,** that one of the bands of the colon which is situated opposite the mesocolic band. **Head-b.,** a strap that fastens a mirror to the forehead. **Horny b.,** the anterior part of the tænia semicircularis. **Iliotibial b.,** a part of the fascia lata that forms a sheath for the tensor fasciæ muscle. **Maissiat's b.** Same as *Iliotibial b.* **Mesoblastic b.,** a row of mesoblastic cells extending the whole length of the embryo. **Mesocolic b.,** a muscular band extending longitudinally throughout the length of the colon at a place corresponding to the mesenteric insertion. **Moderator b.** Same as *B. of Reil.* **Omental b.,** a muscular band extending longitudinally throughout the length of the colon at the site of the adhesion of the great omentum. **Perioplic b.** See *Periople.* **Phonatory b's,** the vocal cords, or an artificial substitute for them. **Primitive b.,** the transparent material in the axis of a nerve-tube. **B. of Reil,** a muscular fillet extending across the right ventricle of the heart. **B. of Remak,** an axis-cylinder. **Simonart's b's,** bands formed by adhesions between the amnion and the fetus, which have been drawn out by distention of the amniotic cavity with fluid. **Soret's b.,** a band in the violet end of the spectrum of hemoglobin. **B. of Tarinus.** Same as *Horny b.*

Bandage (ban'dej). A strip or piece of gauze or other fabric for wrapping any part or member. **Abdominal b.,** a wide support worn about the hips during pregnancy, after an abdominal operation, or by a corpulent person. **Barton's b.,** a double figure-of-8 bandage for fracture of the lower jaw. See *Figure.* **Body-b.,** a strip to be wound repeatedly about the trunk and then fixed. **Capeline b.,** a bandage applied like a cap or hood to the head or shoulder, or to a stump. **Chalk b.,** a bandage made immovable by stiffening with a mixture of chalk and gum. **Circular b.,** a bandage applied in circular turns about a part. **Crucial b.** Same as *T-bandage.* **Demigauntlet b.,** a bandage that covers the hand, but leaves the fingers uncovered. **Desault's b.,** a bandage for a fractured clavicle. See *Figure.* **Elastic b.,** a bandage of India rubber for exerting continuous pressure upon a part. **Esmarch's b.,** an India-rubber bandage applied to a limb from the distal part upward, so as to expel blood from the portion that is to be operated on. **Figure-of-8 b.,** a bandage in which the turns cross each other like the figure eight (8). **Galen's b.,** a bandage with each end split in three pieces: the middle is placed on the crown of the head; the two anterior strips are fastened at the back of the neck, the two posterior ones on the forehead, and the two middle ones are tied under the chin. **Garretson's b.,** a bandage for the lower jaw, running above the forehead and back again to cross under the occiput and ending under the chin. **Genga's b.** Same as *Theden's b.* **Gibson's b.,** a bandage for fracture of the lower jaw. See *Figure.* **Hamilton's b.,** a compound bandage for the lower jaw, composed of a leather string with straps of linen webbing. **Heliodorus's b.,** a T-bandage. **Hippocrates's b.** Same as *Capeline b.* **Hueter's b.,** a spica bandage for the perineum. **Immovable b.,** a bandage for immobilizing a part. **Langier's b.,** a many-tailed paper bandage. **Larrey's b.,** a many-tailed bandage with the edges glued together. **Maissonneuve's b.,** a plaster-of-Paris bandage made of folded cloth held in place by other bandages. **Many-tailed b.,** a piece of roller to which slips are stitched in an imbricated fashion. **Martin's b's,** India-rubber strips for varicose veins. **Oblique b.,** a bandage applied obliquely up a limb without reverses. **Plaster-b.,** a bandage stiffened with a paste of plaster of Paris, which sets and becomes very hard. **Pressure-b.,** a bandage for applying pressure. **Protective b.,** a bandage for the purpose of covering a part or of keeping dressings in place. **Recurrent b.,** a bandage over the end of a stump. **Reversed b.,** one applied to a limb in such a way that the roller is inverted or half-twisted at each turn, so as to make it fit smoothly. **Ribble's b.,** the spica of the instep. **Richet's b.,** a bandage of plaster of Paris to which a little gelatin has been added. **Roller b.,** a simple continuous strip, to be applied spirally or circularly. **Scultetus's b.,** a bandage applied in strips overlapping each other in shingle fashion. **Silica b.,** a bandage rendered firm by treatment with sodium silicate. **Spica b.,** a spiral bandage folded regularly on itself like the letter V. **Spiral b.,** a roller bandage applied spirally around a limb. **Spiral reverse b.,** a spiral bandage applied with reverses, in order better to adapt it to the part. **Suspensory b.,** a bandage for supporting the scrotum. **T-bandage,** one shaped like the letter T. **Theden's b.,** a roller bandage applied from below upward over a graduated compress to control hemorrhage. **Thillaye's b.,** an arrangement of bandages for approximating the edges of the wound in the operation for hare-lip. **Velpeau's b.,** a bandage to support the arm in fracture of the clavicle.

Bandy-leg (ban'de-leg). Bow-leg, or genu valgum.

Bang. Same as *Cannabis indica.*

Banian (ban'yan) [East Indian]. The *Fi'cus bengalen'sis*, an East Indian fig-tree, notable for its secondary trunks. The seeds and bark are tonic, antifebrile, and diuretic.

Bantingism (ban'ting-izm) [from one *Banting*, who invented it]. The treatment of corpulence by a restricted diet.

Baobab (ba'o-bab). See *Adansonia.*

Baptin (bap'tin). An aperient glucosid from *Baptis'ia tincto'ria.*

Baptisia (bap-tis'e-ah) [L.; Gr. βάπτειν to dye]. A genus of leguminous plants. *B. tincto'ria*, an herb of North America, is cathartic, emetic, antiseptic, etc. It is used in typhoid and typhus fevers, in amenorrhea, and is used locally in gangrenous sores and ulcers. Dose of extract, 1–10 gr. (0.066–0.666 gm.); of fluid extract, 2–20 min. (0.133–1.333 c.c.); of tincture, 10–30 min. (0.65–1.9 c.c.); of resin, 1–5 gr. (0.066–0.333 gm.).

Baptisin, (bap'tiz-in). 1. A glucosid from *Baptis'ia tincto'ria*; a brownish powder, soluble in alcohol. In small doses it is tonic and astringent; in large doses purgative; used in scarlet fever, chronic dysentery, etc. Dose, ½ gr. (0.033 gm.). 2. A precipitate from the tincture of *Baptis'ia tincto'ria.* Dose, 1–3 gr. (0.066–0.2 gm.).

Baptitoxin (bap-tit-ok'sin) [*Baptisia* + Gr. τοξικόν poison]. A poisonous alkaloid from *Baptis'ia tincto'ria.*

Bar, Hyoid b's, a pair of cartilaginous plates forming the second visceral arch: a part of the



Gibson's bandage.



Crossed bandage of the angle of the jaw.



Recurrent bandage of the head.



Crossed figure-of-8-bandage of both eyes.



Barton's bandage, or figure-of-8 of the jaw.

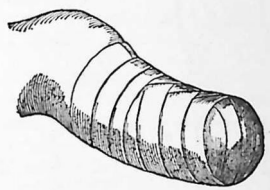

Recurrent bandage of a stump.

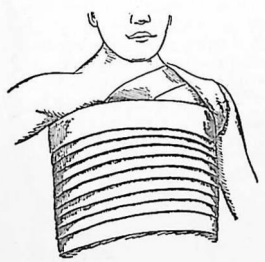

Desault's bandage, first roller.



Desault's bandage, second roller.



Desault's bandage, third roller.

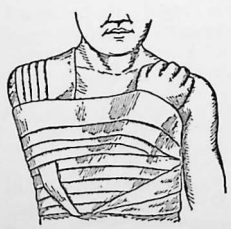

Velpeau's bandage.

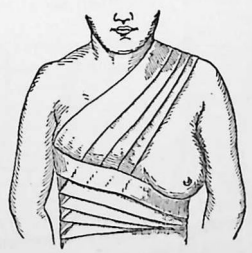

Figure-of-8 bandage of the breast.

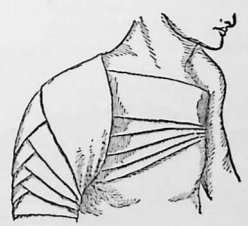

Spica of the shoulder.

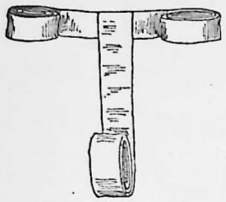

T-bandage.

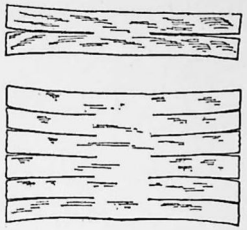

Four-tailed and many-tailed bandages.

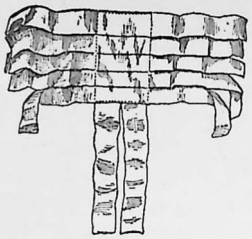

Scultetus bandage.

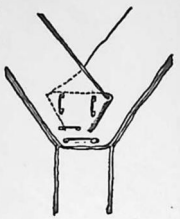

Y-bandage.



Demi-gauntlet bandage.



Gauntlet bandage.



Spica of the thumb.

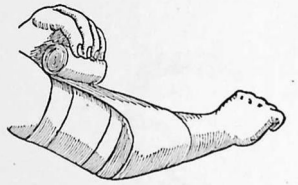

Figure-of-8 bandage of the elbow.



Spiral reversed bandage of the upper extremity.



Spica of the groin.

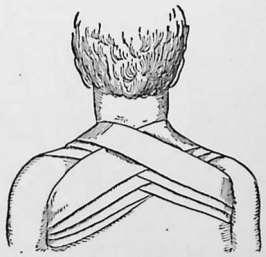

Posterior figure-of-8 of both shoulders.

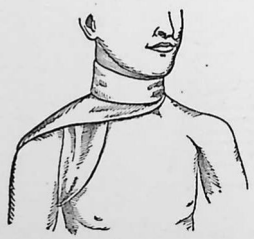

Figure-of-8 of neck and axilla.



Spiral reversed bandage of the lower extremity.

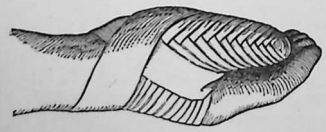

Selva's thumb-bandage.



Figure-of-8 bandage of the instep.

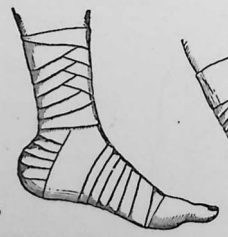

Spica of the instep.

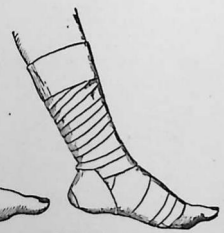

Method of covering the heel.

hyoid bone is developed from them. **Mercier's b.**, a ridge forming the posterior boundary of the trigone of the bladder.

Baraquet (bah-rah-ka′) [Fr.]. See *Influenza*.

Barbadoes aloes (bar-ba′dōz al′ōz). See under *Aloes*. **B. leg.** See *Elephantiasis*.

Barbaloin (bar-bal′o-in). The aloin of Barbadoes aloes. Dose, 1–3 gr. (0.066–0.2 gm.).

Barberry (bar′ber-e). The shrub *Ber′beris vulga′ris* and its fruit.

Barbers' itch (bar′berz-itch). Tinea sycosis.

Bardane oil (bar′dān oil). A nearly solid oil from the seeds of the burdock, *Arc′tium lap′pa*.

Baregin (bah-re′gin). Same as *Glairin*.

Baresthesiometer (bar″es-the-ze-om′et-er) [Gr. βάρος weight + αἴσθησις perception + μέτρον measure]. An instrument for determining sensitiveness as to weight or pressure.

Baric (ba′rik). Pertaining to barium.

Barilla (ba-ril′lah). Impure sodium carbonate—pulverin.

Barium (ba′re-um) [Gr. βάρος weight]. A pale yellowish metallic element belonging to the alkaline earths, whose salts are poisonous. Its atomic weight, 136.8; its symbol, Ba. **B. arsenate,** a salt, $Ba_3(AsO_4)_2$: used in phthisis and in skin-diseases. Dose, $\frac{1}{16}$–$\frac{1}{4}$ gr. (0.004–0.016 gm.). **B. bromid,** a compound, $BaBr_2 + 2H_2O$: used as a heart-tonic and in aneurysm and scrofula. **B. carbonate,** a poisonous salt, $BaCO_3$: formerly used in medicine; now employed in preparing the chlorid, etc. **B. chlorid,** a compound, $BaCl_2 + 2H_2O$: a cardiac stimulant: has been used in sclerosis of the nervous tissues and in aneurysm. Dose, $\frac{1}{2}$–5 gr. (0.033–0.324 gm.). **B. dioxid** (L. *ba′rii dioxi′dum*), a salt, BaO_2: used in pharmacy. **B. hydrate,** caustic baryta, $Ba(OH)_2$, a crystalline salt employed as a test for sulphates. **B. iodid** has been used like potassium iodid. Dose, $\frac{1}{4}$ gr. (0.008 gm.). **B. loretinate,** a neutral compound of barium and loretin, $Ba(I.OH.C_9H_4N.SO_3)_2 + 2\frac{1}{2}H_2O$; in lustrous orange-hued needles, soluble in water. **B. oxid,** baryta, BaO. **B. sulphate,** a compound of b. and sulphuric acid, $BaSO_4$, used as a pigment.

Bark (bark) [L. *cor′tex*]. The rind or outer cortical cover of the woody parts of a plant, tree, or shrub. **Coto b.** See *Coto*. **Cusco b.,** the bark of a variety of *Cincho′na pubes′cens*. **Jesuits' b.,** a popular name for cinchona. **Peruvian b.** See *Cinchona*. **Santa Marta b.,** the bark of *Cincho′na cordifo′lia*. **Worm b.,** the bark of *Andi′ra iner′mis* and other trees of the same genus: anthelmintic.

Barley (bar′le). The annual grasses, *Hor′deum vulga′re, H. dis′tichon*, etc.; also their seed, a cereal grain: used for malting and distillation, and to some extent as a food-substance. **B.-water,** a decoction of pearl barley in water: used as a demulcent and a food in the diarrheas of infants.

Barm (barm). Yeast. See *Fermentum cerevisiæ*.

Barnes's curve, dilators, etc. (barnz). See *Curve, Dilator*, etc.

Baro-electroesthesiometer (bar″o-e-lek″tro-es-the-ze-om′et-er) [Gr. βάρος weight + *Electric* + αἴσθησις sensation + μέτρον measure]. An instrument to measure the amount of pressure at the time electric sensibility to tingling or pain is felt.

Barograph (bar′o-graf) [Gr. βάρος weight + γράφειν to record]. A form of self-registering barometer.

Baromacrometer (bar″o-mak-rom′et-er) [Gr. βάρος weight + μάκρος length + μέτρον measure]. An instrument for measuring and weighing newborn infants.

Barometer (bar-om′et-er) [Gr. βάρος weight + μέτρον measure]. An instrument for determining the atmospheric pressure. **Aneroid b.,** one which contains no mercury or other liquid.

Barometrograph (bar-o-met′rog-raf) [Gr. βάρος weight + μέτρον measure + γράφειν to record]. A self-registering barometer.

Baroscope (bar′os-kop) [Gr. βάρος weight + σκοπεῖν to observe]. 1. A delicate form of barometer. 2. An instrument used in the quantitative determination of urea.

Barosma (bah-roz′mah) [Gr. βαρύοσμος strong-smelling]. A genus of rutaceous African plants. See *Buchu*.

Barosmin (ba-roz′min). A concentration prepared from buchu: diuretic. Dose, 1–4 gr. (0.065–0.259 gm.).

Barren (bar′en). Sterile; unfruitful.

Bartholinitis (bar″to-lin-i′tis). Inflammation of Bartholin's glands.

Bartholin's glands, duct, etc. (bar′to-linz). See *Gland, Duct*, etc.

Barton's bandage, fracture (bar′tunz). See *Bandage, Fracture*.

Baruria (bah-ru′re-ah) [Gr. βάρος weight + οὖρον urine]. The passage of urine of a high specific gravity.

Barutin (bar-u′tin). A preparation of theobromin, barium, and iodin salicylate: used like digitalis.

Baryecoia (bar″e-e-koi′ah) [Gr. βαρυηκοία]. Dulness of hearing.

Baryencephalia (bar″e-en-sef-a′le-ah) [Gr. βαρύς heavy + ἐγκέφαλος brain]. Dulness of the intellect.

Baryglossia (bar-e-glos′e-ah) [Gr. βαρύς heavy + γλῶσσα tongue]. Thick, slow, and clumsy utterance of speech.

Barylalia (bar-e-la′le-ah) [Gr. βαρύς heavy + λαλιά speech]. An indistinct and thick utterance.

Baryphonia (bar-e-fo′ne-ah) [Gr. βαρύς heavy + φωνή sound]. Difficult utterance of speech.

Baryta, Barytes (bair′it-ah, bair′et-ēz). Barium oxid, BaO; a poisonous alkaline earth.

Barythymia (bar-e-thim′e-ah) [Gr. βαρύς heavy + θυμός mind]. Melancholia.

Basad (ba′sad). Toward a base or basal aspect.

Basal (ba′sal). Pertaining to or situated near a base.

Basculation (bas-ku-la′shun) [Fr. *basculer* to swing]. Replacement of a retroverted uterus by swinging it into its place.

Base (bās) [L. *ba′sis*; Gr. βάσις]. 1. The lowest part or foundation of anything. 2. The main ingredient of a compound. 3. In chemistry the non-acid part of a salt; a substance which combines with acids to form salts. **Animal b.,** a ptomain or leukomain. **Hexone b's.,** bases formed by the hydrolysis of complex albumins and ptomains, and containing six atoms of carbon. They include arginin, lysin, and histidin. Called also *Histone b's* and *Diamino-acids*.

Basedow's disease (bas′id-o). See *Disease*.

Basement (bās′ment). A fundamental part. **B.-membrane.** See under *Membrane*.

Bas-fond (bah-fond′) [Fr.]. A fundus, especially that of the urinary bladder.

Basham's mixture. Mistura ferri et ammonii acetatis.

Basial (ba′se-al). Pertaining to the basion.

Basiarachnitis (ba″se-ar-ak-ni′tis). Inflammation of the basal part of the arachnoid.

Basic (ba′sik). 1. Pertaining to or having the properties of a base. 2. Capable of neutralizing acids.

Basichromatin (ba-sik-ro′mat-in). The basophil portion of the chromatin of a cell.

Basicity (ba-sis′it-e). 1. The quality of being a base, or basic. 2. The combining power of an acid.

Basicranial (ba-sik-ra′ne-al) [Gr. *βάσις* foundation + *κρανίον* cranium]. Pertaining to the base of the skull.

Basidium (ba-sid′e-um), pl. *basid′ia* [Gr. *βάσις* base]. The spore-producing organ of certain of the higher fungi.

Basifacial (ba-sif-a′she-al) [L. *ba′sis* base + *fa′cies* face]. Pertaining to the lower part of the face.

Basihyal, Basihyoid (ba-sa-hi′al, ba-se-hi′oid) [Gr. *βάσις* foundation + *ὑοειδής* hyoid]. The body of the hyoid bone; in certain of the lower animals, either of the two lateral bones that are its homologues.

Basil, Sweet (swēt ba′sil). An aromatic labiate plant, *Oc′ymum basil′icum.*

Basilad (bas′al-ad). Toward the basilar aspect.

Basilar (bas′il-ar) [L. *basila′ris*, from *ba′sis* base]. Pertaining to a base or basal part.

Basilateral (ba-sil-at′er-al). Both basilar and lateral.

Basilemma (ba-sil-em′mah) [Gr. *βάσις* base + *λέμμα* rind]. Basement-membrane; also, the neuroglia.

Basilic (ba-sil′ik) [L. *basil′icus*; Gr. *βασιλικός* royal]. Important or prominent.

Basilicon (ba-sil′ik-on) [Gr. "royal"]. A popular name for various ointments, and especially for resin citrate.

Basilysis (ba-sil′is-is) [Gr. *βάσις* base + *λύσις* a loosening]. The crushing of the base of the fetal skull to faciiitate delivery.

Basilyst (bas′il-ist). An instrument for performing a basilysis.

Basin (ba′sn). 1. The third ventricle. 2. The pelvis.

Basinasial (ba-sin-a′ze-al). Pertaining to the basion and the nasion.

Basioccipital (ba″se-ok-sip′it-al). Pertaining to the basilar process of the occipital bone.

Basioglossus (ba″se-o-glos′sus) [Gr. *βάσις* foundation + *γλῶσσα* tongue]. The part of the hyoglossus muscle which is attached to the base of the hyoid bone.

Basion (ba′se-on) [Gr. *βάσις* base]. The mid-point of the anterior border of the foramen magnum.

Basiotic (ba-se-ot′ik) [Gr. *βάσις* base + *οὖς* ear]. Noting a small bone of the fetus between the basisphenoid and basioccipital bones.

Basiotribe (ba′se-o-trīb) [Gr. *βάσις* base + *τρίβειν* to rub]. An instrument for crushing the fetal head, in order to facilitate delivery.

Basiotripsy (ba′se-o-trip-se). The crushing of the fetal head.

Basirrhinal (ba-sir-ri′nal) [Gr. *βάσις* base + *ῥίς* nose]. Pertaining to the base of the brain and to the nose.

Basis (ba′sis) [L. and Gr.]. A base or lower part.

Basisphenoid (ba-sis-fe′noid). An embryonic bone which becomes the back part of the body of the sphenoid.

Basisylvian (ba-sis-il′ve-an) [Gr. *βάσις* foundation + *Sylvian*]. Pertaining to the basilar part of the Sylvian fissure.

Basitemporal (ba-sit-em′po-ral) [Gr. *βάσις* base + *Temporal*]. Pertaining to the lower part of the temporal bone.

Basivertebral (ba-siv-er′teb-ral) [Gr. *βάσις* base + L. *verte′bra* joint]. Pertaining to the centrum of a vertebra.

Basophil (ba′so-fil) [Gr. *βάσις* base + *φιλεῖν* to love]. 1. A basophilic element. 2. Basophilic.

Basophilia (ba-so-fil′e-ah). Degeneration of erythrocytes in which there is development of basophil granules. Called also *Basic degeneration* and *Granular degeneration.*

Basophilic, Basophilous (ba-so-fil′ik, ba-sof′il-us). Staining readily with basic dyes.

Basophobia (ba-so-fo′be-ah) [Gr. *βάσις* step + *φόβος* fear]. Morbid fear of walking.

Bass-deafness (bās-def′ness). Deafness to bass musical notes.

Bassorin (bas′o-rin) [*Bassora* gum. See *Gum*]. A vegetable mucilage, $C_{12}H_{20}O_{10}$, from tragacanth and other gums. It is insoluble in water, though alkalies render it soluble.

Bast (bast). The fibrous part of the bark of various trees: used to a very limited extent in surgery.

Bastard (bas′tard) [Old Fr.]. 1. An illegitimate person; one born out of wedlock. 2. Illegitimate. 3. Of inferior quality; not genuine.

Bastards (bas′tardz). A trade-name for an inferior grade of sugar.

Basyl (ba′sil) [Gr. *βάσις* base + *ὕλη* substance]. The electropositive element of a compound.

Basylous (bas′il-us). Acting as a base in chemical composition.

Bath (bath). Any yielding medium, as water, vapor, or sand, in which the body is wholly or partly immersed for the conservation or restoration of the health. **Acid b.**, one of water medicated with a mineral acid: it may check excessive sweating. **Air-b.**, the therapeutic exposure of the naked body to the air, which is usually warmed or charged with a vapor. **Alcohol-b.**, the washing of a patient in dilute alcohol: it is defervescent and stimulant. **Alkaline b.**, the washing of a patient in a weak solution of an alkaline carbonate: useful in skin-diseases, etc. **Alum-b.**, the use of alum-water as a bathing medium. **Animal-b.**, the therapeutic application of a newly killed animal, or its skin, to a patient. **Aromatic b.**, a medicated bath in which the water is scented with a decoction of aromatic plants or volatile oils. **Arsenical b.**, a warm bath in a weak arsenical solution: useful in rheumatoid affections. **Astringent b.**, a bath in a liquid containing tannic acid, alum, or other astringent. **Blanket-b.**, a wet pack in which the patient is wrapped in blankets. **Blood-b.**, a bath in the freshly drawn blood of an animal. **Bog-b.**, the therapeutic use of thin, peaty mud as a bath. **Borax-b.**, one in water medicated with glycerin and borax. **Box-b.**, one in which the patient is enclosed, except his head, in a box into which hot-water pipes extend. **Bran-b.**, an emollient bath made of water in which bran has been boiled. **Brand b.**, a cold bath in which the water is at 68° F., and in which the patient is gently massaged. **Brine-b.**, a bath in brine: tonic and stimulant. **Buff-b.**, a bath in which no garment is worn. **Camphor-b.**, a bath given in an atmosphere charged with the vapor of camphor. **Chemical b.**, an apparatus for regulating the temperature of various chemical processes by surrounding the substance to be heated with water, sand, or other material. **Cold b.**, one in which cold water is used, the temperature of the latter varying from 32° to 70° F. **Cool b.**, one in water from 60° to 75° F. **Creosote b.**, a bath containing creosote, 3 dr., and glycerin, 4 oz., in 30 gallons of water: used in scaly skin-diseases. **Douche-b.**, the application of water to the body in a large jet. **Earth-b.**, the placing of a patient in a mass of earth, or of sand, usually warmed. **Electric b.**, one in which the patient

receives either a succession of discharges of static electricity or an interrupted current. **Electrotherapeutic b.**, a therapeutic bath through which an electric current is passed at the time of using. **Electrothermal b.**, a bath of hot water, hot air, or vapor, during which the patient is exposed to the influence of either static or current electricity. **Emollient b.**, a bath in an emollient liquid, like a decoction of bran. **Faradic b.**, one in which the patient is treated with a faradic current. **Foot-b.**, a bath for the feet; a pediluvium. **B. of Forel**, a large bundle of fibers which arises from the nucleus ruber and its capsule, and runs upward, laterad and dorsad to the ventral part of the thalamus, to the reticular layer, etc. **Full b.**, one in which the patient's body is fully immersed in the water. **Gelatin-b.**, an emollient bath in a very thin hot solution of gelatin. **Glycerin-b.**, a warm emollient bath in water charged with glycerin and gum acacia. **Graduated b.**, one in which the temperature of the water is gradually lowered. **Half-b.**, a bath of the hips and lower part of the body. **Herb-b.**, one which is charged with a decoction of aromatic herbs. **Hot-b.**, one in water from 98° to 112° F. **Hot-air b.**, one in air or vapor from 100° to 130° F. **Hydro-electric b.**, a bath in water that is charged with electricity. **Immersion-b.**, the sudden plunging of a patient into water for a short time. **Internal b.**, an injection of large quantities of water into the stomach or into the rectum. **Iron-b.**, one in water charged with iron sulphate. **Medicated b.**, a bath variously charged with medicinal substances. **Mercurial b.**, a bath in air charged with vaporized calomel or in a weak solution of mercuric chlorid. **Milk-b.**, one taken in milk: it is emollient, cosmetic, and perhaps slightly nutritive. **Moor-b.**, a bath in water containing earth from a moor or from waste land, which is believed to be free from certain dangerous microörganisms found in cultivated soil. **Mud-b.**, a bath in the mud of certain mineral springs or in the mud of a salt marsh. **Mustard-b.**, one taken in water more or less strongly charged with pulverized mustard. **Nauheim b.** See *Schott treatment*, under *Treatment*. **Needle-b.**, a shower-bath in which the water is projected in a fine, needle-like spray. **Oil-b.**, one taken in warm olive oil, sometimes variously medicated: used mainly in oriental countries. **Pack-b.**, one in which the body is packed in wet cloths. **Peat-b.**, a bath in water (usually that of a mineral spring) charged with peat: it promotes perspiration and is sometimes powerfully discutient. **Permanent b.**, a therapeutic bath in which the patient is kept for a very considerable length of time. **Pine-b.**, one taken in water medicated with a decoction or extract of pine needles or cones. **Rain-b.**, a form of shower-bath. **Russian b.**, a hot vapor bath followed by friction and a plunge in cold water. **Sand-b.** 1. The immersion of the body in dry, heated sand. 2. The covering of the body with the damp sand of the seashore. **Sarason's ozet b.**, a bath made by adding to the water sodium hyperborate and manganese borate, the latter being spread in powder form over the surface of the water, resulting in the liberation of oxygen: used to diminish blood-pressure. **Schott b.** See *Schott treatment*, under *Treatment*. **Sea-b.**, a bath in the water of the sea. **Sea-water b.**, a bath in the water of the sea; usually warmed or heated. **Sheet-b.**, the application of wet sheets to the body. **Shower-b.**, a bath in water which falls upon the body in a fine spray. **Sitz-b.**, a bath in which the patient sits in the tub, bathing only the hips and buttocks. **Slime-b.**, a bath in ooze taken from a pond or river. **Sponge-b.**, one in which the patient's body is rubbed with a wet sponge. **Sulphur-b.**, a bath in which potassium sulphid or sublimed sulphur is added to the water. **Sun-b.**, the exposure of the naked body to the rays of the sun. **Surprise-b.**, the sudden plunging of an insane or hysteric patient into cold water: an obsolete procedure. **Temperate b.**, one in water from 75° to 85° F. **Tepid b.**, one in water from 85° to 92° F. **Turkish b.**, a bath in which the bather is placed in a succession of rooms of increasing high temperature, then rubbed or massaged, and given a douche of warm followed by cold water. **Vapor-b.**, the exposure of the body to steam, to vaporized alcohol, or the like. **Warm b.**, one taken in water of from 90° to 104° F. (32.2°–40° C.).

Bathmic (bath′mik). Pertaining to bathmism.

Bathmism (bath′mizm) [Gr. *βαθμίς* threshold]. The force which controls the processes of nutrition and growth.

Bathmotropic (bath-mo-trop′ik) [Gr. *βαθμίς* threshold + *τρέπειν* to turn]. A term used to designate supposed fibers in the cardiac nerves which affect the excitability of cardiac muscles.

Bathycardia (bath-e-kar′de-ah) [Gr. *βαθύς* deep + *καρδία* heart]. A low position of the heart due to anatomic conditions and not to disease.

Bathyesthesia (bath″e-es-the′ze-ah) [Gr. *βαθύς* deep + *αἴσθησις* sensation]. Muscle-sensation; the sensation produced by muscular movement.

Batophobia (bat-o-fo′be-ah) [Gr. *βατός* height + *φόβος* fear]. 1. Morbid dread of high objects, as buildings, mountains, etc. 2. Acrophobia.

Batrachoplasty (bat′ra-ko-plas-te) [Gr. *βάτραχος* frog + *πλάσσειν* to form]. A plastic surgical operation for the cure of ranula.

Batracin (bat′ras-in) [Gr. *βάτραχος* frog]. A highly poisonous principle from the skin of *Phyllo′bates chocoen′sis*, a South American amphibian. It is used as an arrow-poison.

Battarism, Battarismus (bat′ar-izm, bat′ar-iz-mus). Stuttering or stammering.

Battery (bat′er-e). A set or series of cells which afford an electric current. For the different varieties of battery, see *Cell*. **Caustic b.**, a battery employed in galvanocautery. **Dynamo-b.**, a dynamo-electric generator; a machine for converting mechanic into electric force. **Electric b.**, an apparatus consisting essentially of a set or series of cells (see under *Cell*) for producing an electric current. **Faradic b.**, one which produces an induced or faradic current. **Galvanic b.**, one which affords a chemically produced current. **Primary b.**, one in which a number of primary cells are combined, so as to act together. **Secondary b.**, the combination of several storage-cells. **Storage-b.**, an apparatus for storing electricity.

Battey's operation (bat′ēz) [from G. *Battey*, of Georgia]. See *Operation*.

Battledore placenta. See under *Placenta*.

Baudelocque's diameter (bo-del-oks′). See *Diameter*.

Bauhin's valve (bo′anz). See *Valve*.

Baunscheidtism (bown′shid-tizm) [from one *Baunscheidt*, the inventor]. Treatment of chronic rheumatism, etc., by acupuncture with the revulsor, an instrument furnished with many fine needle-points, which are dipped into an irritant liquid, as oil of mustard.

Bavarol (bav′ah-rol). A reddish-brown, aromatic, tarry liquid: its 5 per cent. solution is used as a disinfectant.

Bay (bā), **Lacrimal.** The depression at the inner canthus of the eye in which the lacrimal canaliculi lie.

Bayberry (ba′ber-re). 1. The fruit of *Lau′rus no′bilis*, the European laurel. 2. The wax-myrtle *Myri′ca cerif′era*, and its berry. 3. The tree *Euge′nia Pimen′ta*, and its fruit; allspice or pimento.

Baycuru (bi-koo-roo′). The powerfully astringent root of *Stat′ice brasilien′sis*, a plant of tropical America. Dose of fluid extract, 5–30 min. (0.333–2 c.c.).

Bayonet-leg (ba′un-et-leg). Ankylosis of the knee which follows an uncorrected backward displacement of the tibia and fibula.

Bay-rum (ba′rum). See *Spiritus myrciæ*.

Bazin (ba′zin). Molluscum contagiosum.

Bdellepithecium (del″le-pi-the′se-um) [Gr. βδέλλα leech + ἐπίθεσις application]. A kind of artificial leech, or tube used in leeching.

Bdellium (del′le-um) [L.; Gr. βδέλλιον]. The fragrant gum-resin of *Balsamo′dendron Mu′kul*, a tree of India, and *B. africa′num*; also a gum from *Boras′sus flabellifor′mis*, a palm of Africa.

Bdellotomy (del-ot′o-me) [Gr. βδέλλα leech + τομή cutting]. The act of cutting a sucking leech to increase the amount of blood it will take.

Beading (of the ribs) (be′ding). The formation of the rachitic beads, or rosary.

Beads (bēdz), **Rachitic.** A series of palpable or visible prominences at the points where the ribs join their cartilages: seen in certain cases of rickets.

Beaker (be′ker). A form of glass cup used by chemists and apothecaries.

Bean. Calabar (bēn). See *Physostigma*. **St. Ignatius's b.** See *Ignatia*.

Bear-berry (bār′ber-e). See *Uva ursi*.

Bear's-foot. See *Polymnia*.

Beat (bēt). A throb or pulsation, as of the heart or of an artery. **Apex-b.,** the stroke of the apex of the left ventricle of the heart against the chest-wall, felt in the fifth left intercostal space.

Beatin (be′at-in). A substance, $C_5H_{13}NO_3$, used in urinary diseases.

Bebeerin (be-be′rin). An alkaloid, $C_{18}H_{21}NO_2$, from bebeeru bark. It is a brownish-yellow powder, soluble in 5 parts of absolute alcohol, 15 parts of ether, and 6000 parts of cold water. It has tonic and febrifuge properties, and is used like quinin, and also as a tonic in dyspepsia and debility. The sulphate is used for the same purposes and in the same dose. Dose, 2–5 gr. (0.133–0.333 gm.).

Bebeeru (be-be′roo). The green-heart tree *Nectan′dra Rodiæ′i*, of tropical America. Its bark is bitter and astringent, and is used as a tonic in malarial diseases.

Bechic (bek′ik) [L. *bech′icus*, from Gr. βήξ cough]. 1. Good against a cough. 2. A remedy for cough.

Bechol (bek′ol). A proprietary expectorant preparation of pine.

Bechterew's nucleus (bek′ter-ūz). See *Nucleus*.

Béclard's hernia (ba-klahrz′). See *Hernia*.

Bed (bed). A couch or support for the body during sleep. **Air-b.,** an air-tight inflatable mattress. **B.-bug,** the *Ci′mex lectula′rius*, a semi-parasitic insect that infests neglected beds: used homeopathically as a remedy. See *Cimex*. **B.-fast, B.-ridden,** unable to leave the bed. **Fracture-b.,** a bed for the use of patients with broken bones. **B.-pan,** a shallow vessel for receiving the alvine discharges of the sick. **B.-rest,** a device for propping up patients in bed. **Water-b.,** a rubber mattress filled with water: used to prevent bed-sores.

Bedlam (bed′lam). An insane asylum.

Bedlamism (bed′lum-izm). Insanity.

Bed-sore (bed′sōr). An obstinate and sometimes gangrenous sore, caused by pressure of the body of a sick patient against the bed.

Beef-extract (bēf-ex′trakt). The soluble fibrin of lean beef partly desiccated.

Beef-tea (bēf′te). The infusion of lean beef: analeptic and somewhat nutritious.

Beer (bēr). The fermented infusion of malted barley and hops.

Beeswax (bēz′waks). Wax derived from honeycomb. See *Cera*.

Beggiatoa (bej″e-ah-to′ah) [named for F. S. *Beggiato*]. A genus of schizomycetes growing in water, especially stagnant or contaminated water. They are seen in the form of gliding threads of gray or violet color. *B. al′ba* form baregin; *B. ro′seopersici′na* produces bacteriopurpurin.

Behen (be-hen′) [Fr. *béhen*]. A popular name of various herbs and plants of the genera *Stat′ice*, *Centau′rea*, *Sile′ne*, etc.

Bela (be′lah) [L.]. See *Bael*.

Belæ fructus (be′le fruk′tus) [L.]. The fruit of bael (q. v.).

Belching (bel′ching). The eructation of wind.

Belemnoid (be-lem′noid) [Gr. βέλεμνον dart + εἶδος form]. 1. Dart-shaped. 2. The styloid process of the ulna or of the temporal bone.

Belladonna (bel-lah-don′nah) [Ital. "fair lady"]. The *At′ropa Belladon′na*, or deadly nightshade, a plant of Europe and Asia. Its poisonous leaves and roots are used in medicine, and are narcotic, antispasmodic, anodyne, and respiratory and cardiac stimulants. The active principle to which its properties are due is *Atropin* (q. v.). Belladonna is used as an antispasmodic in colic, cramps, whooping-cough, asthma, spasm of the bladder and the anal sphincter, and dysmenorrhea; to suppress secretions, as of saliva, sweat, and milk; in collapse, and to abort bronchitis and pharyngitis. It is also an antidote to opium and physostigma. The preparations of belladonna are all poisonous. Dose of the leaves, 1–5 gr. (0.0648–0.324 gm.); of the **alcoholic extract** of the leaves, $\frac{1}{10}$–$\frac{1}{4}$ gr. (0.006–0.0162 gm.); of the **abstract** of the root, $\frac{1}{10}$–1 gr. (0.006–0.066 gm.); of the **tincture** (leaves), 1–20 min. (0.066–1.333 c.c.); of the **fluidextract** of the root, 1–3 min. (0.065–0.018 c.c.); of the **juice** (*b. suc′cus*), 5–15 min. (0.333–0.999 c.c.); of the **fluidextract** of the leaves, 3–6 min. (0.2–0.4 c.c.); of the **solid extract** of the root, $\frac{1}{8}$–$\frac{1}{4}$ gr. (0.008–0.016 gm.).

Belladonnin (bel-lah-don′nin). An alkaloid, $C_{17}H_{23}NO_4$, from belladonna.

Bellini's ducts. The uriniferous tubules.

Bellocq's cannula. An instrument for plugging the posterior nares. See *Cannula*.

Bell's palsy. Paralysis of the facial nerve.

Bell-sound, Bell-tympany. A clear, bell-like sound heard in pneumothorax.

Belly. 1. The abdomen. 2. The prominent part of a bulging muscle. **B.-bound,** constipated or costive. **B.-button,** the navel.

Belonephobia (be-lo-ne-fo′be-ah) [Gr. βελόνη needle + φόβος fear]. An insane dread of needles and pins.

Ben (ben), **Oil of.** A colorless oil expressed from the seed of *Morin′ga pterygosper′ma*. It is laxative and bland, and is used for extracting odors.

Bend. A turn or curve; a curved part. **Head-b.,** a bend of the embryonic body in the region of the mid-brain. **Neck-b.,** a bend of the embryo at the posterior limit of the hind-brain.

Bends (bends). A popular name for caisson disease.

Bene (be′ne). A Latin word signifying "well."

Benedictine (ben-e-dik′tin) [Fr.]. A liqueur or cordial prepared at Fécamp, in France: stomachic.

Benedikt's syndrome (ben′e-dikts). See *Syndrome*.

Benign, Benignant (be-nīn′, be-nig′nant) [L. *benig′nus*]. Not malignant; not recurrent.

Benne (ben′e), **Oil of.** The fixed oil of sesamum seeds. See *Oleum sesami*.

Benzacetin (ben-zas-e′tin). Acetamido-ethylsalicylic acid, a colorless, crystalline compound, $C_6H_3(OC_2H_5)(NH.COCH_3)COOH$; an antineuralgic remedy, slightly soluble in water. Dose, 8–15 gr. (0.5–1 gm.).

Benzaconin (ben-zak′on-in). An alkaloid of aconite: poisonous, but less so than aconitin.

Benzaldehyd (ben-zal′de-hid). Bitter almond oil; a colorless liquid, C_7H_6O, produced by the oxidation of benzyl alcohol. Dose ½–1 gr. (0.017–0.066 gm.).

Benzamid (ben′zam-id). A white, crystalline body, C_7H_7NO, obtainable from bitter almonds.

Benzanalgen (ben-za-nal′jen). An antineuralgic and antiseptic agent, $C_{18}H_{16}N_2O_2$, from chinolin. It is used in gout, rheumatism, and locomotor ataxia: it is a uric acid dissolvent. Dose, $7\frac{1}{2}$–45 gr. (0.486–2.916 gm.).

Benzanilid (ben-zan′il-id). A white, febrifugal powder, $C_6H_5NH.C_7H_5O$, or phenylbenzamid: prepared by treating anilin with benzoyl chlorid. It is soluble in alcohol, but nearly insoluble in water. Dose, 1–10 gr. (0.066–0.666 gm.).

Benzene (ben′zēn). A colorless, volatile liquid hydrocarbon, C_6H_6, from naphtha or soft coal. It has an ether-like odor, and burns with a light-giving flame. It dissolves fats, resins, sulphur, phosphorus, iodin, and several alkaloids. It is used as a pulmonary antiseptic in influenza, etc., as a teniacide, and externally as a parasiticide. Dose, 5–10 min. (0.31–0.62 c.c.). Called also *Benzyl*. The **Benzene compounds,** or aromatic compounds, are derived from benzene by substitution, and include anilin, phenol, salicylic acid, acetanilid, resorcin, naphtol, thymol, benzoic acid, and numerous other medicinal compounds.

Benzengenol (ben-zēn-je′nol). Eugenol-benzoate, a colorless, odorless crystalline compound soluble in hot alcohol: used like guaiacol in tuberculosis.

Benzenin, Benzenobacillin (ben-ze′nin, ben-ze″no-bas-il′in). A poison, like etherin, chloroformin, and xylenin, extractable by ether from tubercle-bacilli.

Benzidin (ben′zid-in). A colorless crystalline compound, $(NH_2.C_6H_4.C_6H_4NH_2)$, formed by the action of acids on hydrazobenzene: used as a test for blood. See *Benzidin test*, under *Test*.

Benzimid (ben′zim-id). A crystalline compound, $C_{23}H_{18}N_2O_2$, from bitter-almond oil. It is produced by the action of hydrocyanic acid on benzoyl hydrid.

Benzin (ben′zin) [L. *benzi′num*]. A clear, volatile distillate from petroleum. It is inflammable, and has a strong ethereal odor. It is used as a solvent for fats, resin, caoutchouc, and certain alkaloids, and has been given as a teniacide. Dose, 5–10 min. (0.31–0.62 c.c.). Called also *Petroleum benzin* and *Petroleum ether*.

Benzinin (ben′zin-in). See *Benzinobacillin*.

Benzinobacillin (ben″ze-no-bas-il′in). A toxin derived from tubercle bacilli.

Benzoate (ben′zo-āt). Any salt of benzoic acid.

Benzoated (ben′zo-āt-ed). Containing or combined with benzoin or benzoic acid.

Benzoic acid (ben-zo′ik). See *Acid*.

Benzoin (ben-zo′in) [L. *benzo′inum*]. The balsamic resin of *Sty′rax ben′zoin*, a tree of South Asia. It has the stimulant and expectorant properties of benzoic acid, and is used for the same purposes. Dose, 5–30 gr. (0.3–2 gm.); of **tincture,** ½–1 dr. (2–4 gm.); of **compound tincture,** ½–1 dr. (2–4 gm.).

Benzoinol (ben-zo′in-ol). Any oily substance used as an excipient and as an emollient application.

Benzo-iodohydrin (ben″zo-i″o-do-hi′drin). A brown, fatty substance, $(C_3H_5)CH(C_7H_5O_2)$, derived from benzoyl iodid and epichlorhydrin: it is prepared for use by triturating 32.5 parts with 1900 parts of sugar, and is said to be preferable to potassium iodid as a therapeutic agent. Dose of the triturate, 2–15 gr. (0.133–1 gm.).

Benzokinone (ben-zo-kin′ōn). A proprietary derivative of guaiacol.

Benzol (ben′zol). See *Benzene*.

Benzolism (ben′zo-lism). Poisoning by benzene or its vapor.

Benzonaphthalin (ben-zo-naf′tha-lin). A therapeutic mixture of benzoic acid and naphthalin.

Benzonaphtol (ben-zo-naf′tol). Benzoyl-naphtol, a crystalline substance, $C_{10}H_7O(C_7H_5O)$, a compound of beta-naphtol and benzoic acid. It is an intestinal antiseptic in typhoid fever, etc. Dose, 4–8 gr. (0.26–0.518 gm.). **B.-bismuth,** a brown powder: used like other bismuth compounds. Dose, 15–30 gr. (0.97–1.9 gm.).

Benzonitril (ben-zo-ni′tril). A volatile oil, C_7H_5N, with odor of oil of bitter almonds, derivable from benzene-sulphonic acid by the action of potassium cyanid.

Benzoparacresol (ben″zo-par-rah-kre′sol). An antiseptic substance, $C_6H_4(CH_3)(CO.C_6H_5)$, in colorless crystals, insoluble in water. Dose, 4 gr. (0.25 gm.).

Benzophenoneid (ben″zo-fe-no′ne-id). A non-irritant, germicidal agent, soluble in water: used like pyoktanin in keratitis and corneal ulceration.

Benzoresinol (ben-zo-rez′in-ol). A resinol from benzoin.

Benzosalicin (ben-zo-sal′is-in). Same as *Populin*.

Benzosalin (ben-zo-sa′lin). A tasteless white powder, the methyl ester of benzosalicylic acid: used in rheumatism, sciatica, neuralgia, and as an intestinal antiseptic. Dose, 20–40 gr. (1–2 gm.).

Benzosol (ben′zo-sol). A crystalline powder, $C_6H_4.OCH_3.OCOC_6H_5$, or benzoate of guaiacol, containing 45 per cent. of guaiacol. It is insoluble in water, not soluble in alcohol, ether, and chloroform. It is used as a substitute for creosote in tuberculosis and in diabetes, and as an intestinal antiseptic. Dose, 3–12 gr. (0.194–0.780 gm.). Called also *Benzosol-guaiacol*.

Benzosol-eugenol (ben″zo-sol-u′je-nol). A eugenol derivative, $C_{15}H_{12}O_3$: used in tuberculosis.

Benzosol-guaiacol (ben″zo-sol-gwi′a-kol). Same as *Benzosol*.

Benzosulphinide (ben-zo-sul′fin-īd). Same as *Saccharin*.

Benzoyl (ben-zo′il). The radical, C_7H_5O, of benzoic acid and of an extensive series of compounds. **B.-ecgonin,** an alkaloid, $C_{16}H_{18}NO_4H$, prepared from cocain: its action resembles that of caffein. **B.-eugenol,** an antitubercular agent, $C_3H_5.C_6H_3(OCH_3)CO_2C_6H_5$, prepared from benzoic acid and eugenol: it occurs in tasteless acicular crystals, insoluble in water. Dose, $7\frac{1}{2}$–15 gr. (0.5–1 gm.). **B.-morphin,** a feebly anes-

thetic benzoyl compound. See *Peronin*. **B.-pseudotropein,** a locally anesthetic alkaloid from coca. **B.-quinin,** a benzoyl compound with locally anesthetic properties. **B. tannate,** a yellowish insoluble powder. **B.-tropein,** a substance, $C_{15}H_{19}NO_2+2H_2O$, occurring in the form of silky needles. Its salts are soluble and locally anesthetic.

Benzyl (ben'zil). The hydrocarbon radical, C_7H_7, of benzyl alcohol and various other bodies. **B. benzoate,** a volatile oil, $C_7H_5O_2.C_7H_7$, from balsams of Peru and Tolu. **B.-glycocoll,** hippuric acid. **B.-morphin,** a morphin derivative, $C_{17}H_{18}NO_2.O.CH_2$: a good hypnotic.

Benzylidene (ben-zil'id-ēn). A hydrocarbon radical, C_7H_6, of various benzoin derivatives.

Bérard's aneurysm (ba-rarz'). See *Aneurysm*.

Beraud's ligament, valve (ba-rōz'). See *Ligament, Valve*.

Berberin (ber'ber-in). An alkaloid, $C_{20}H_{17}NO_4$, from the bark of *Ber'beris vulga'ris*, and from other plants. It is a tonic and antiperiodic. Dose of the alkaloid, or its salts, 1–10 gr. (0.066–0.666 gm.).

Berberis (ber'ber-is) [L.]. A genus of berberidaceous shrubs; many of them medicinal. *B. vulga'ris*, the common barberry, is an astringent tonic, purgative in considerable doses. Dose of **fluid extract,** 5–30 min. (0.333–2 c.c.); of **tincture,** 10 min.–1 fl. dr. (0.666–4 gm.).

Bergamot (ber'ga-mot) [L. *berga'mium*]. 1. The tree *Cit'rus berga'mia*; also its orange-like fruit, whose rind affords the fragrant oil of bergamot (*L. ol'eum berga'mii*). 2. A popular name for various fragrant labiate plants, such as *Men'tha citra'ta* and *Monar'da fistulo'sa*.

Bergapten (ber-gap'ten). A stereopten, $C_{12}H_8O_4$, from oil of bergamot; bergamot-camphor.

Bergenin (ber'jen-in). A crystalline nerve-tonic principle from various plants of the genus *Saxifraga*.

Beriberi (ber-e-ber'e) [Singhalese]. An endemic and infective form of polyneuritis prevalent chiefly in Japan, India, and Ceylon, and usually fatal. It is marked by spasmodic rigidity of the lower limbs, with muscular atrophy, paralysis, anemia, and neuralgic pains. The disease is believed to be due to a microörganism, but bad hygienic conditions and poor food are predisposing causes. **Ship b.,** a disease resembling tropical beri-beri, seen on Norwegian ships, but with dropsy a more prominent symptom than neuritis. **Web b.,** a form with anemia and dropsy, but without paralysis.

Berlin-blue (ber-lin'blew). Iron ferrocyanid or some preparation of it: used as a stain in histology.

Bertillonage (bār-te-yon-nahzh') [for *Bertillon*, criminologist]. The recorded measurement and description of criminals for future identification.

Bertin's bones, column, ligament (ber'tinz). See *Bone, Column, Ligament*.

Beryllium (ber-il'le-um) [Gr. βήρυλλος beryl]. Same as *Glucinum*.

Besoin de respirer (bez-wan'deh-res-pe-ra') [Fr.]. The sensation which prompts the act of breathing.

Bestiality (bes-te-al'it-e) [L. *bes'tia* beast]. Sexual connection with an animal.

Bestucheff's tincture (bes'tu-chefs). See *Tincture*.

Beta (be'tah) [L.]. A genus of plants to which the beet belongs. *B. vulga'ris*, the common beet.

Betacism (be'tah-sizm) [Gr. βῆτα the letter B]. The excessive use of the *b*-sound in speaking.

Beta-eigon (be-tah-i'gon). An iodin-peptone preparation. See *Alpha-eigon*.

Beta-eucain (be''tah-u-ka'in). See under *Eucain*.

Beta-eunol (be-tah-u'nol). A proprietary naphtol and eucalyptol preparation: used in surgery and in skin-diseases as an antiseptic.

Betain (be'tah-in) [L. *be'ta* beet]. A deliquescent crystalline alkaloid, $C_5H_{11}NO_2$, trimethyl glycocoll, having a sweetish taste, derived from the common beet and other sources, and produced by the oxidation of cholin. It is an emmenagogue. Dose, 2–4 gr. (0.13–0.26 gm.).

Beta-naphtol (be-tah-naf'tol). See *Naphtol*. **B.-n. bismuth,** a brown powdery mixture of bismuth oxid, 8 parts, with beta-naphtol, 2 parts. It is insoluble in water, and is used as an intestinal antiseptic. Dose, 15–45 gr. (1–3 gm.). **B.-n. carbonate,** an ester in colorless, shining scales: an intestinal antiseptic.

Beta-oxybuturia (be-tah-oks-e-bu-tu're-ah). The presence of beta-oxybutyric acid in the urine: thought to be the cause of diabetic coma.

Beta-oxybutyric acid (be''tah-oks-e-bu-tir'ik). See *Acid*.

Betasulphopyrin (be-tah-sul-fo-pi'rin). A compound of sulphanilic acid and antipyrin, used in influenza, coryza, and iodism. Dose, 15 gr. (1 gm.).

Betel (be'tl) [Tamil *vitteli*]. An East Indian masticatory consisting of a piece of betel-nut rolled up with lime in a betel-leaf. It is tonic, astringent, and stimulant. Dose of fluid extract, 1–3 dr. (4–12 c.c.). **B.-leaf,** the leaf of *Pi'per Be'tel*: used as a masticatory; pan, or pawn. **B.-nut,** the nut of *Ar'eca Cat'echu*, a palm-tree of South Asia: it is a highly astringent anthelmintic. See *Areca*.

Betin (be'tin). A concentration prepared from the common beet: said to be a good substitute for ergot. Dose, 2–4 gr. (0.133–0.26 gm.).

Betol (be'tol). A white powder, $C_6H_4(OH)CO_2.C_{10}H_7$, a derivative of beta-naphtol. It is nearly insoluble in water, but soluble in 3 parts of boiling alcohol or ether. It is an intestinal antiseptic and antizymotic, and is useful in rheumatism and cystitis, and in putrid intestinal diseases. Dose, 10–20 gr. (0.648–1.29 gm.). Called also *Salinaphtol* and *Naphtalol*.

Betonica (be-ton'ik-ah) [L.]. A genus of labiate plants. *B. officina'lis*, wood betony, was formerly used in medicine: the tops are astringent and aromatic; the root emetic and cathartic.

Betula (bet'u-lah) [L.]. A genus of trees; the birches. See *Birch*.

Betulin (bet'u-lin). A resin, or camphor, $C_{36}H_{60}O_3$, from white birch bark.

Betulinar (be-tu'lin-ar). A proprietary solution of salicyl-menthol-betulin, 11 parts, and boroglycerin, 19 parts, in tincture of birch, 20 parts, and aromatic birch-water, 50 parts: antirheumatic.

Betulol (bet'u-lol). A proprietary preparation of methyl salicylate: used in gout, rheumatism, and neuralgia.

Bezoar (be-zo'ar) [Persian]. A concretion of various character from the stomachs and intestines of animals: formerly esteemed as a medicine.

Bhang (bhang) [Hind.]. Same as *Cannabis Indica*.

Bi. Symbol of *Bismuth*.

Bi- [L. *bi* two]. A prefix signifying "two" or "twice."

Biasteric (bi-as-ter'ik). Pertaining to the two asteria.

Biauricular (bi-au-rik'u-lar). Pertaining to the two auricles.

Bib (bib). A fragment of a red blood-cell often seen attached to the crescent bodies of the blood of estivo-autumnal fever.

Bibasic (bi-ba'sik). Doubly basic; having two hydrogen atoms that may be replaced by bases.

Biberin (be-be'rin). Same as *Bebeerin*.

Bibulous (bib'u-lus) [L. *bib'ulus*, from *bib'ere* to drink]. Having the property of absorbing moisture.

Bicameral abscess (bi-kam'er-al) [L. *bi* two + *cam'era* chamber]. An abscess with two chambers.

Bicapsular (bi-kap'su-lar) [L. *bi* two + *cap'sula* a capsule]. Having two capsules.

Bicarbonate (bi-kar'bon-āt). Any salt having two equivalents of carbonic acid and one of a basic substance.

Bicaudal, Bicaudate (bi-kaw'dal, bi-kaw'dāt) [L. *bicauda'lis, bicauda'tus; bi* two + *cau'da* tail]. Having two tails.

Bicellular (bi-sel'u-lar). Made up of two cells, or having two cells.

Bicephalus (bi-sef'al-us). See *Dicephalus*.

Biceps (bi'seps) [L. from *bi* two + *ca'put* head]. 1. Having two heads. 2. See *Muscles, Table of*.

Bichat's (be-shaz') **canal, fissure, foramen,** etc. See *Canal, Fissure, Foramen*, etc.

Bichloralantipyrin (bi-klo''ral-an-te-pi'rin). Same as *Dichloralantipyrin*.

Bichlorid (bi-klo'rid). Any chlorid which contains two equivalents of chlorin.

Bicho (be'ko). Epidemic gangrenous rectitis. See under *Rectitis*.

Bichromate (bi-kro'māt). Any salt containing two equivalents of chromic acid.

Bicipital (bi-sip'it-al). 1. Having two heads. 2. Pertaining to a biceps muscle.

Biconcave (bi-kon'kāv). Having two concave surfaces.

Biconvex (bi-kon'vex). Having two concave surfaces.

Bicornute (bi-kor'nūt) [L. *bis* twice + *cornu'tus* horned]. Having two horns.

Bicoronial (bi-ko-ro're-al). Pertaining to the two coronia.

Bicuspid, Bicuspidate (bi-kus'pid, bi-kus'pid-āt) [L. *bis* twice + *cus'pis* point]. 1. Having two cusps or points. 2. A bicuspid valve.

Bicycle heart (bi'si-kl-hart). A heart-disease in consequence of misuse of the bicycle.

Bicycle throat. A form of sore-throat due to the inhalation of road-dust.

Bidet (be-da') [Fr. "pony"]. A fixed sitz-bath-tub, usually with attachments for giving injections, etc.

Bi-electrolysis (bi''e-lek-trol'is-is). Electrolysis in which decomposition takes place at both poles.

Bifid (bi'fid) [L. *bif'idus*]. Cleft into two parts.

Bifocal (bi-fo'kal). Having two foci.

Biforate (bi-fo'rāt) [L. *bis* twice + *fo'ra* opening]. Having two foramina or openings.

Bifurcate (bi-fur'kāt) [L. *bifurca'tus*, from *bi* two + *fur'ca* fork]. Forked; divided into two like a fork.

Bifurcation (bi-fur-ka'shun) [L. *bifurca'tio*, from *bi* two + *fur'ca* fork]. Division into two branches.

Bigelovia (big-e-lo've-ah) [for J. *Bigelow*, 1787–1879]. A genus of composite-flowered plants. *B. vene'ta* of North America is one of the species affording *Damiana* (q. v.).

Bigelow's ligament (big'el-ōz). See *Ligament*.

Bigeminal (bi-jem'in-al). Twin. **B. bodies, pulse.** See *Body, Pulse*.

Bigeminum (bi-jem'in-um), pl. *bigem'ina* [L. "twin," etc.]. Either one of the corpora bigemina of the fetus, or of a bird; the fetal bigemina become the corpora quadrigemina.

Bigonial (bi-go'ne-al). Connecting the two gonions.

Bilabe (bi'lāb) [L. *bis* twice + *la'bium* lip]. An instrument for taking small calculi from the bladder through the urethra.

Bilateral (bi-lat'er-al) [L. *bis* twice + *la'tus* side]. Having two sides, or pertaining to both sides.

Bilateralism (bi-lat'er-al-izm). Bilateral symmetry.

Bilberry (bil'ber-e). The huckleberry of Europe. *Vascin'ium mytel'lus*: used as an intestinal astringent.

Bile (bīl) [L. *bi'lis*]. The golden-brown or greenish yellow substance secreted by the liver; gall. It has a bitter taste, an alkaline reaction, and a density of from 1026 to 1032. It contains water, the sodium taurocholate, sodium glycocholate, mucus, cholesterin, lecithin, fat, and various pigments. The bile aids the action of the pancreatic juice: it emulsifies fat and prevents putrefactive changes in the intestine. **Planter's crystallized b.,** a crystalline substance obtained by the action of ether in an alcoholic extract of bile.

Bilharzia (bil-har'ze-ah) [for T. *Bilharz*]. A genus of flukes or trematodes. See *Schistosoma hæmatobia*.

Bilharziasis, Bilharziosis (bil-har-zi'as-is, bil-har-ze-o'sis). Disease due to the presence of bilharzia (Schistosoma).

Biliary (bil'e-a-re). Pertaining to the bile.

Bilicyanin (bil-e-si'an-in) [L. *bi'lis* bile + *cya'neus* blue]. A blue pigment derivable from biliverdin; cholecyanin.

Bilifecia (bil-if-e'se-ah). Bile in the feces.

Bilification (bil''if-ik-a'shun). The formation or secretion of bile.

Biliflavin (bil-if-la'vin) [L. *bi'lis* bile + *fla'vus* yellow]. A yellow pigment obtainable from biliverdin.

Bilifulvin (bil-if-ul'vin) [L. *bi'lis* bile + *ful'vus* tawny]. An impure bilirubin, of a tawny color; also, a tawny pigment from ox-gall, not normally found in healthy human bile.

Bilifuscin (bil-if-fus'sin) [L. *bi'lis* bile + *fus'cus* brown]. A pigment, $C_{16}H_{20}N_2O_4$, from human bile and gall-stones.

Bilihumin (bil-e-hu'min) [L. *bi'lis* bile + *hu'mus* earth]. An insolúble ingredient of gall-stones.

Bilin (bi'lin) [L. *bi'lis* bile]. The main constituent of the bile, composed chiefly of the sodium salts of the normal bile-acids.

Bilineurin (bil-e-nu'rin) [L. *bi'lis* bile + Gr. νεῦρον nerve]. Same as *Cholin*.

Bilious (bil'yus) [L. *bilio'sus*]. Characterized by bile, or by excess of bile or by biliousness.

Biliousness (bil'yus-nes). Malaise, with constipation, headache, and indigestion, attributed to an excessive secretion of bile.

Biliphein (bil-e-fe'in) [L. *bi'lis* bile + Gr. φαιός tawny]. Bilirubin; also, a mixed pigment obtainable from the bile.

Biliprasin (bil-e-pra'sin) [L. *bi'lis* bile + Gr. πράσον leek]. A green pigment, $C_{16}H_{22}N_2O_6$, from gall-stones.

Bilipurpin, Bilipurpurin (bil-e-pur'pin, bil-e-pur'pu-rin) [L. *bi'lis* bile + *pur'pur* purple]. A purple pigment from biliverdin.

Bilipyrrhin (bil-e-pir'rin) [L. *bi'lis* bile + πυῤῥός red-yellow]. Same as *Biliphein*.

Bilirubin (bil-e-ru'bin) [L. *bi'lis* bile + *ru'ber*

red]. A red bile-pigment, $C_{16}H_{18}N_2O_3$, sometimes found in urine. It is crystalline in form, and is insoluble in water, nearly so in alcohol, but quite soluble in alkaline solutions.

Bilirubinate (bil-e-ru'bin-āt). A salt of bilirubin.

Biliverdin (bil-e-ver'din) [L. *bi'lis* bile + *vir'idis* green]. A green pigment, $C_{32}H_{20}N_2O_5$, formed from bilirubin by oxidation. It occurs in gallstones, and in the urine in jaundice.

Biliverdinate (bil-e-ver'din-āt). A salt of biliverdin.

Biliaxanthin (bil-e-zan'thin) [L. *bil'is* bile + ξανθός yellow]. Same as *Choletelin*.

Bilobate (bi-lo'bāt) [L. *bi* two + *lo'bus* lobe]. Having two lobes.

Bilobular (bi-lob'u-lar) [L. *bilobula'ris*]. Having two lobules.

Bilocular (bi-lok'u-lar) [L. *bis* twice + *loc'ulus* cell. Having two compartments.

Biltong (bil'tong). The dried meat of a species of busk of South Africa: said to be very nutritious.

Bimanual (bi-man'u-al) [L. *bis* twice + *manua'lis* of the hand]. With both hands; performed by both hands.

Bimastoid (bi-mas'toid). Pertaining to both mastoid processes.

Binary (bi'na-re) [L. *bina'rius* of two]. Made up of two elements.

Binaural (bin-aw'ral) [L. *bi'ni* two + *au'ris* ear]. Pertaining to both ears.

Binauricular (bin-aw-rik'u-lar) [L. *bi'ni* two + *auric'ula* little ear]. Pertaining to both auricles.

Binder (bīn'der). An abdominal girdle or bandage, chiefly for women in childbed.

Bindweb (bīnd'web). 1. The neuroglia. 2. Any connective tissue or stroma.

Biniodid (bin-i'o-did). Any iodid that has two atoms of iodin in each molecule.

Binocular (bin-ok'u-lar) [L. *bi'ni* two + *oc'ulus* eye]. Pertaining to both eyes.

Binotic (bin-ot'ik) [L. *bi'ni* two + Gr. οὖς ear]. Pertaining to both ears.

Binovular (bin-ov'u-lar) [L. *bi'ni* two + *o'vum* an egg]. Derived from two distinct ova.

Binoxid (bin-ox'id). Same as *Dioxid*.

Binuclear, Binucleate (bi-nu'kle-ar, bi-nu'kle-āt) [L. *bi'ni* two + *nu'cleus* nut]. Having two nuclei.

Binucleata (bi-nu-kle-a'tah) [L. *bi'ni* two + *Nu'cleus*]. A proposed new order of flagellate protozoa, including the hæmosporidia and the trypanosomes.

Binucleolate (bi-nu-kle'o-lāt) [L. *bi'ni* two + *Nucleolus*]. Having two nucleoli.

Bioblast (bi'o-blast) [Gr. βίος life + βλαστός germ]. A cell in the formative stage; or rather, an elementary organism, one of the fundamental elements of cell-activities.

Biochemics (bi-o-kem'iks) [Gr. βίος life + χημεία chemistry]. The chemistry of life.

Biochemistry (bi-o-kem'is-tre) [Gr. βίος life + *Chemistry*]. The chemistry of living organisms and of vital processes.

Biochemy (bi-ok'e-me) [Gr. βίος life + χημεία chemistry]. The chemic forces at work in living organisms.

Biodal (bi'o-dal). A compound of iodin, bismuth, and cresol; used as a dressing powder.

Biodynamics (bi''o-di-nam'iks) [Gr. βίος life + δύναμις force]. The doctrine or science of the vital forces.

Biogen (bi'o-jen) [Gr. βίος life + γεννᾶν to generate]. 1. See *Bioplasm*. 2. A proprietary preparation of magnesium dioxid.

Biogene (bi'o-jēn). A proprietary milk preparation used as an invalid food.

Biogenesis (bi-o-jen'es-is) [Gr. βίος life + γένεσις origin]. The origin of living beings from things already living.

Biogenetic (bi''o-jen-et'ik). Pertaining to biogenesis.

Biograph (bi'o-graf). 1. An instrument for analyzing and rendering visible the movements of animals: used in diagnosis of certain nervous diseases. 2. Same as *Pneumatograph*.

Biokinetics (bi''o-kin-et'iks) [Gr. βίος life + κινητικός moving]. The science of the movements, or changes of position, within developing organisms.

Biologic, Biological (bi-o-loj'ik, bi-o-loj'ik-al). Pertaining to biology.

Biologist (bi-ol'oj-ist). An expert in biology.

Biologos (bi-ol'og-os) [Gr. βίος life + λόγος word]. The living and intelligent power displayed in organic and cellular activities.

Biology (bi-ol'o-je) [Gr. βίος life + λόγος discourse]. The science of living organisms, and of their structure, life, growth, and actions.

Biolytic (bi-ol-it'ik) [Gr. βίος life + λυτικός loosening]. Destructive to life.

Biometry (bi-om'et-re) [Gr. βίος life + μετρεῖν to measure]. The computation of the probable duration of life.

Bion (bi'on) [Gr. βιῶν living]. An individual living organism.

Bionergy (bi-on'er-je) [Gr. βίος life + ἔργον work]. Life-force; the force exercised in the living organism.

Bionomy (bi-on'om-e) [Gr. βίος life + νόμος law]. The sum of knowledge regarding the laws of life.

Bionosis (bi-o-no'sis) [Gr. βίος life + νόσος disease]. Any disease caused by living agencies, as bacteria or parasites.

Biophagism, Biophagy (bi-of'aj-izm, bi-of'aj-e) [Gr. βίος life + φαγεῖν to eat]. The eating or absorption of living matter, as by microörganisms or cells.

Biophore (bi'o-fōr) [Gr. βίος life + φορός bearing]. Any one of the smallest living organisms which exhibit vital forces; one of the ultimate molecules of living matter.

Biophysiography (bi''o-fiz-e-og'raf-e) [Gr. βίος life + *Physiography*]. Structural or descriptive biology.

Biophysiology (bi''o-fiz-e-ol'o-je) [Gr. βίος life + φύσις nature + λόγος discourse]. That part of biology which includes organogeny, morphology, and physiology.

Bioplasm (bi'o-plazm) [Gr. βίος life + πλάσμα plasm]. 1. The primitive matter out of which organized tissues are composed. 2. The more essential or vital part of protoplasm, contrasted with the *paraplasm*. 3. A proprietary preparation used as a nerve-tonic.

Bioplasmic (bi-o-plaz'mik). Of or pertaining to bioplasm.

Bioplasmin (bi-o-plaz'min). A substance supposed to exist in all living cells which is essential to the functionating of the cell, but which gradually becomes exhausted causing a gradual diminution of metabolic activity.

Bioplasminogen (bi''o-plas-min'o-jen). The supposed substance from which bioplasmin is developed during embryonic growth and which is itself formed by the junction of substances (called spermatoplasmon and ovoplasmon) in the elementary male and female cells.

Bioplast (bi'o-plast). An independently existing mass of living matter.

Biopsy (bi'op-se) [Gr. βίος life + ὄψις vision]. Diagnostic examination of a piece of tissue removed from a living subject.

Biorbital (bi-or'bit-al) [L. *bis* twice + *or'bita* orbit]. Pertaining to both orbits.

Bioscope (bi'o-skōp) [Gr. βίος life + σκοπεῖν to inspect]. An instrument used in bioscopy.

Bioscopy (bi-os'ko-pe) [Gr. βίος life + σκοπεῖν to inspect]. 1. The examination of the body to see whether life is extinct or not. 2. Examination of the dead fetus with respect to its viability when born.

Biose (bi'ōs). A saccharose.

Biosin (bi'o-sin). An iron-albumen lecithin nutrient preparation.

Biosis (bi-o'sis) [Gr. βίος life]. Vitality or life.

Bioson (bi'o-sōn). An albuminate of iron-lecithin nutrient preparation.

Biostatics (bi-o-stat'iks) [Gr. βίος life + στατικός standing]. The science of the established and determinate and determinable parts of biology.

Biotaxis, Biotaxy (bi-o-tak'sis, bi'o-tak-se) [Gr. βίος life + τάξις arrangement]. 1. The selecting and arranging powers of living cells. 2. The systematic classification of living organisms.

Biotics (bi-ot'iks) [Gr. βιωτικός living]. The functions and qualities peculiar to living organisms, or the sum of knowledge regarding these qualities.

Biotomy (bi-ot'o-me) [Gr. βίος life + τομή a cutting]. Vivisection.

Bipalatinoid (bi-pal-at'in-oid). A gelatin capsule partitioned into two compartments, for the safe administration of two incompatible drugs.

Biparasitic (bi''par-as-it'ik). Living parasitically upon a parasite.

Biparietal (bi-par-i'et-al). Pertaining to the two parietal eminences.

Biparous (bip'a-rus) [L. *bi* two + *par'ere* to produce]. Producing two at a birth.

Bipartite (bi-par'tīt) [L. *biparti'tus*]. Having two parts or divisions.

Biped (bi'ped) [L. *bi* two + *pes* foot]. 1. Having two feet. 2. An animal with two feet.

Bipedal (bip'ed-al). With, or pertaining to, both feet.

Bipenniform (bi-pen'nif-orm). Doubly feather-shaped: said of muscles whose fibers are arranged on each side of a tendon, like the parts on the shaft of a feather.

Biperforate (bi-per'fo-rāt). Having two perforations.

Bipolar (bi-po'lar). 1. Having two poles or processes. 2. Pertaining to both poles. 3. A two-poled nerve-cell. **Rod b.**, any one of those bipolar nerve-cells which are related to the terminations of the rod visual-cells.

Bipubiotomy (bi''pu-be-ot'o-me) [L. *bis* twice + *Pubiotomy*]. See *Ischiopubiotomy*.

Birch. Any tree or shrub of the genus *Bet'ula*. The tarry oil of *Bet'ula al'ba* (white birch), and the volatile oil of *B. len'ta* (black birch), are used in medicine.

Birdlime (berd'līm) [*Bird* + L. *li'mus* slime]. A viscous or gummy substance of various origin, used for catching small birds; some kinds are employed to some extent in dressing wounds and sores.

Birefractive, Birefringent (bi-re-frak'tiv, bi-re-frin'jent) [L. *bis* twice + *refran'gere* to break up]. Doubly refractive.

Birhinia (bi-rin'e-ah) [L. *bi* two + Gr. ῥίς nose]. Double nose.

Birth (berth). 1. The act or process of being born. 2. That which is born. **Cross-b.**, preternatural labor with fetus lying transversely. **Head-b.**, a birth in which the head presents. **B.-mark**, a congenital nevus. **B.-palsy**, any paralytic affection due to an injury occurring at birth.

Bisacromial (bis-ak-ro'me-al). Pertaining to the two acromial processes.

Bisaxillary (bis-ak'sil-a-re). Pertaining to both axillæ.

Biscuit, Diabetic (bis'kit). A form of bread or cake devised for the use of diabetics.

Bisection (bi-sek'shun) [L. *bis* twice + *sec'tio* a cut]. A cutting into two parts.

Bisexual (bi-sek'shu-al) [L. *bis* twice + *sex'us* sex]. Having the reproductive organs of both sexes; hermaphrodite.

Bisferious (bis-fe're-us) [L. *bis* twice + *feri're* to beat]. Having two beats.

Bisiliac (bis-il'e-ak) [L. *bis* + *Iliac*]. Pertaining to the two most remote points of the iliac crests.

Biskra-button (bis'krah). See *Furunculus orientalis*.

Bismal (biz'mal). Bismuth methylene digallate, $4C_{15}H_{12}O_{10} + 3Bi(OH)_3$, a bluish powder, insoluble in water, soluble in alkalies, and used as an astringent in diarrhea. Dose, 1½–4½ gr. (0.1–0.3 gm.).

Bismon (biz'mon). Colloidal oxid of bismuth containing 20 per cent. of bismuth.

Bismutan (bis'mu-tan). A bright-yellow, insoluble powder, said to contain bismuth, resorcin, and tannic acid: recommended for the diarrhea of children. Dose, 1-3 gr. (0.065-0.2 gm.) every two hours.

Bismuth (biz'muth) [L. *bizmu'thum*]. A silver-white metal, symbol Bi: its salts are much used in medicine, especially in inflammatory diseases of the stomach and intestine. **B. albuminate**, a white or grayish, insoluble powder: used for intestinal and gastric cramps. Dose, 8–15 gr. (0.5–1 gm.). **B. and ammonium citrate**, a white, crystalline compound: astringent in intestinal irritation. Dose, 1–5 gr. (0.065–0.324 gm.). **B. benzoate**, a whitish, tasteless powder, $Bi(C_6H_5CO_2)_3Bi(OH)_3$: an external and internal antiseptic. Dose, 5–15 gr. (0.3–1 gm.). **B. beta-naphtolate.** See *Orphol*. **B. borophinate**, a compound used as an antiseptic dusting powder. **B. carbolate**, $Bi(OH_2C_6H_5O$, a grayish-white powder: used as an intestinal antiseptic in doses of 5-15 gr. (0.324-1 gm.). **B. cerium salicylate**, a bismuth salt, in the form of a pinkish, insoluble powder: used in enteritis, diarrhea, etc. Dose, 5-15 gr. (0.32-1 gm.). **B. chrysophenate.** See *Dermol*. **B. citrate**, an amorphous powder, $BiC_6H_5O_7$: used in pharmacy and in the preparation of other bismuth remedies. **B. cresolate**, a grayish-white, tasteless and odorless powder; an intestinal antiseptic and a good substitute for iodoform. **B. dithiosalicylate.** See *Thioform*. **B. loretinate**, an antiseptic and astringent combination of bismuth and loretin: used externally for wounds and skin-diseases, and internally for the diarrhea of tuberculosis. Dose, 7½ gr. (0.5 gm.). **Metacresol b.** (75 per cent. of bismuth, 17.5 per cent. of metacresol), antiseptic: used in diseases of the alimentary canal. **B. naphtolate**, a compound of bismuth with cresol, carbolic acid, and beta-naphtol: used as an intestinal antiseptic. Dose, 5–15 gr. (0.3–1 gm.). Called also *Naphtol-bismuth* and *Orphol*. **B. nitrate** is used as an astringent in phthisical diarrhea. Dose, 5 gr. (0.3 gm.). **B. oleate**, an insoluble emollient and astringent powder, $Bi(C_{11}H_{33}CO_2)_3$: used externally in skin-diseases. **B. oxybromid**, an impalpable yellowish powder,

to be given in a tragacanth emulsion: it is useful in nervous dyspepsia. **B. oxyiodid,** a brownish-red powder, BiOI, a local antiseptic: useful in certain stomach-diseases Dose, 5–10 gr. (0.32–0.64 gm.). **Pancreatinized b.,** a proprietary remedy for dyspepsia. Dose, 15–75 gr. (1–5 gm.). **B. peptonate,** a remedy for gastralgia and dyspepsia. Dose, 15–75 gr. (1–5 gm.). **Phenol-b.,** an antiseptic: used for diseases of the digestive organs—bismuth 27.5 per cent., phenol 22 per cent. **B. phosphate,** a white powder: used as an intestinal antiseptic and astringent. Dose, 3–7½ gr. (0.3–0.5 gm.). **B. pyrogallate,** a yellow powder, $C_6H_3.OH.O.O.BiOH$: used as an internal and external antiseptic. Dose, 4–15 gr. (0.3–1 gm.). Called also *Helcosol.* **B. resorcinate,** a yellowish-brown powder: used in gastric catarrhs. **B. salicylate,** a white, tasteless and insoluble powder for internal and external use. Dose, 5–15 gr. (0.3–1 gm.). **B. subcarbonate,** a yellowish-white, insoluble powder, $(BiO)_2CO_3 + H_2O$: used like the subnitrate. Dose, 10–30 gr. (0.666–2 gm.). **B. subgallate,** dermatol, a yellow powder, $BiC_7N_7O_7$: used as a non-toxic siccative antiseptic in ulcers, wounds, burns, etc., and internally in gastro-intestinal affections. Dose, 30 gr. (2 gm.) daily. **B. subnitrate,** a white, insoluble powder, $BiONO_3 + H_2O$: used mainly in gastric disorders, Dose, 10–60 gr. (0.666–4 gm.). **B. subsalicylate,** a white, amorphous powder, $Bi(C_7H_5O_3)_3$: used as an intestinal antiseptic in diarrhea and typhoid fever. Dose, 5–15 gr. (0.32–1 gm.). **B. sulphocarbolate,** a purplish-red powder: an intestinal antiseptic. **B. sulphophenate,** a reddish powder, sparingly soluble in water: used in dyspepsia. Dose, 3–5 gr. (0.2–0.3 gm.). **B. tannate:** used as an astringent in diarrhea, dysentery, etc. **B. tribromphenate,** a compound of bismuth and tribromphenol: used in cholera. Dose, 7 gr. (0.5 gm.). **B. trioxid,** bismuth oxid, Bi_2O_3. Dose, 3 gr. (0.2 gm.). **B. valerate, B. valerianate,** a white, insoluble powder, $Bi(C_5H_9O_2)_3$: useful in gastrodynia and neuralgia. Dose ½–2 gr. (0.032–0.13 gm.).

Bismuthol (biz'mu-thol). An astringent and antiseptic preparation containing bismuth and salicylic acid.

Bismuthosis (biz-mu-tho'sis). A state of chronic poisoning from the misuse of bismuth; also, an alleged deposit of a bismuth salt in the gums: the existence of these conditions has been disputed.

Bismuthyl (biz'mu-thil). The radical BiO, found in various bismuth compounds,

Bismutose (biz'mu-tōs). A bismuth preparation, a yellowish insoluble powder containing 21 per cent. of metallic bismuth, used as an astringent in infantile diarrhea and gastro-enteritis.

Bismuthyl (biz'mu-thil), The hypothetical radical BiO, forming the subsalts or bismuthyl salts of bismuth.

Bisol (bi'sol). A soluble combination of bismuth phosphate and bismuth oxid: used in intestinal and gastric affections.

Bistephanic (bi-ste-fan'ik). Pertaining to the two stephania.

Bistort (bis'tort) [L. *bis* twice + *tor'tus* twisted]. The plant *Polyg'onum bistor'ta:* its root (L. *bistor'tæ ra'dix*) is a mild astringent. Dose in powder, 20–30 gr. (1.29–2 gm.).

Bistoury (bis'too-re) [Fr. *bistouri*]. A long, narrow, surgical knife, straight or curved.

Bistratal (bi-stra'tal) [L. *bis* twice + *stra'tum* layer]. Disposed in two layers.

Bisulphate (bi-sul'fāt). Any sulphate having twice the amount of acid contained in the corresponding normal sulphate.

Bisulphid (bi-sul'fid). A compound of sulphur and an element containing two atoms of sulphur to one of the other element.

Bisulphite (bi-sul'fit). An acid sulphite; a sulphite containing twice as much sulphuric acid as the ordinary sulphite.

Bitartrate (bi-tar'trāt). Any tartrate with twice the amount of acid contained in a normal salt.

Bitemporal (bi-tem'po-ral). Pertaining to both temples or temporal bones.

Bitrochanteric (bi''tro-kan-ter'ik). Pertaining to both trochanters.

Bitter (bit'ter) [L. *ama'rus*]. 1. Having an austere and unpalatable taste, like that of quinin. 2. Any medicinal agent that has a bitter taste.

Bitters (bit'erz). A popular name for various alcoholic medicines and drinks: often used as tonics, alteratives, or appetizers. **Angostura b.,** a bitter tonic prepared from angustura (q. v.) bark. **Aromatic b.,** bitter vegetable drugs which have an aromatic quality. **Simple b.,** any drug, with a bitter taste, which has no general influence upon the system except through its action upon the stomach and intestine. **Stoughton b.,** the compound tincture of absinth. **Styptic b.,** bitter drugs with a markedly astringent quality.

Bittersweet (bit'ter-swēt). See *Dulcamara* and *Celastrus scandens.*

Bitumen (bit-u'men) [L.]. Any one of various natural and artificial solid or dry petroleum products.

Biuret (bi-u'ret) [L. *bis* double + *Urea*]. A substance, $C_2O_2N_3H_5$, equivalent to two molecules of urea less one of ammonia.

Bivalence (biv'al-ens) [L. *bis* twice + *va'lens* powerful], A chemic valence double that of the hydrogen atom.

Bivalent (biv'al-ent). 1. Having a valency of two. 2. Representing or composed of two chromosomes joined end to end.

Bivalve (bi'valv) [L. *bis* twice + *val'va* valve]. Having two valves.

Biventer (bi'ven-ter) [L. *bi* two + *ven'ter* belly]. A part or organ (as a muscle) with two bellies. See *Muscles, Table of.*

Biventral (bi-ven'tral). Having two bellies; digastric.

Bixin (bik'sin) [L. *bix'a* a plant-genus]. An orange-red color or stain, $C_{16}H_{26}O_2$, from anatto (q. v.)

Bizygomatic (bi''zi-go-mat'ik) [L. *bi* two + Gr. ζύγωμα zygoma]. Pertaining to the two most prominent points on the two zygomatic arches.

Black (blak). Reflecting no light or true color; of the darkest hue. **Bone-b.** See *Charcoal, Animal.*

Blackberry (blak'ber-e). The fruit of various species of *Ru'bus.* See *Rubus.*

Blackwater fever (blak'wat-er). See *Fever.*

Bladder (blad'der) [L. *vesi'ca* and *cys'tis*]. 1. The membranous sac, situated in the anterior part of the pelvic cavity, which serves as a reservoir for the urine. 2. Any sac or receptacle for a secretion. **Brain-b.,** any one of the embryonic cerebral vesicles. **Gall-b.,** the cholecyst, or receptacle for the bile. **Irritable b.,** a state of the bladder marked by a constant desire to urinate. **Nervous b.,** a condition characterized by a constant desire to urinate without the power to do so completely. **Sacculated b.,** a bladder with pouches between the hypertrophied muscular fibers. **Stammering b.,** a bladder which acts spasmodically, causing irregular urination.

Bladder-wrack (blad''der-rak'). See *Fucus vesiculosus.*

Bland (bland) [L. *blan'dus*]. Mild or soothing.

Blast (blast) [Gr. βλαστός germ]. 1. A nucleated erythrocyte. 2. One of the small filamentous spindles formed by the splitting up of nerves.

Blastema (blas-te'mah) [Gr. βλάστημα shoot]. The rudimentary substance from which cells, tissues, and organs are formed; embryonic tissue.

Blastid, Blastide (blas'tid, blas'tīd). The first indication of a nucleus in a fertilized ovum.

Blastocele, Blastocœle (blas'to-sēl) [Gr. βλαστός germ + κοῖλος hollow]. The cavity of a blastula or vesicular morula.

Blastochyle (blas'to-kīl) [Gr. βλαστός germ + χυλός juice]. The fluid contained in the blastosphere.

Blastocyst (blas'to-sist) [Gr. βλαστός germ + κύστις cyst]. The germinal vesicle.

Blastoderm (blas'to-derm) [Gr. βλαστός germ + δέρμα skin]. The delicate membrane which lines the zone pellucida of the impregnated ovum. The blastoderm is formed by the cells (*blastomeres*) which result from the splitting up of the ovum after impregnation, and have been pushed from the center of the accumulation of the blastochyle. The blastoderm forms a hollow sphere (*blastodermic vesicle*). **Trilaminar b.,** the stage of development in which the embryo is represented by the three primary layers, the ectoderm, the mesoderm, and the entoderm.

Blastodermal, Blastodermic (blas-to-der'mal, blas-to-der'mik) [Gr. βλαστός germ + δέρμα skin]. Pertaining to the blastoderm.

Blastodisk (blas'to-disk) [Gr. βλαστός germ + δίσκος disk]. A disk or mass that caps one pole of the yolk.

Blastogenesis, Blastogeny (blas-to-jen'es-is, blas-toj'en-e) [Gr. βλαστός germ + γένεσις generation]. The germ-history of an organism or species.

Blastoma (blas-to'mah), pl. *blasto'mata* [Gr. βλαστός germ + *-oma*]. 1. A morbid growth due to the presence of some microörganism. 2. A malignant growth arising from a fetal rudiment.

Blastomatoid (blas-to'mat-oid) [*Blastoma* + Gr. εἶδος form]. Resembling blastomata.

Blastomere (blas'to-mēr) [Gr. βλαστός germ + μέρος a part]. Any cell or cell-mass of the blastoderm; one of the masses which constitute the morula.

Blastomycetes (blas''to-mi-se'tez) [Gr. βλαστός germ + μύκης fungus]. Same as *Saccharomycetes.*

Blastomycosis (blas''to-mi-ko'sis). Same as *Saccharomycosis.*

Blastoneuropore (blas-to-neu'ro-pōr) [Gr. βλαστός germ + νεῦρον nerve + πόρος pore]. In certain embryos, a temporary aperture formed by the coalescence of the blastopore and neuropore.

Blastophore (blas'to-fōr) [Gr. βλαστός germ + φέρειν to bear]. That part of a sperm-cell or spermatoblast that is not converted into spermatozoa.

Blastophyllum (blas-to-fil'lum) [Gr. βλαστός germ + φύλλον leaf]. A primitive germ-layer.

Blastophyly (blas-tof'il-e) [Gr. βλαστός germ + φυλή tribe]. The tribal history, or arrangement, of organisms.

Blastopore (blas'to-pōr) [Gr. βλαστός germ + πόρος opening]. The small opening produced by invagination of the blastula into the notochordal canal. It communicates with the archenteron. Called also *Protostoma* and *Anus of Rusconi.*

Blastosphere (blas'to-sfēr) [Gr. βλαστός germ + σφαῖρα sphere]. The ovum after it has passed into the morula stage.

Blastula (blas'tu-lah), pl. *blas'tulæ* [L.]. Same as *Blastosphere.*

Blastular (blas'tu-lar). Pertaining to the blastula.

Blastulation (blas-tu-la'shun). The formation of the blastula.

Blatta (blat'tah) [L.]. A genus of insects, the cockroaches. They are diuretic, and afford antihydropin, taracanin, and blattic acid. Dose of *Blat'ta orienta'lis,* in powder, 2–8 gr. (0.133–0.528 gm.).

Blaud's pills (blōz). See *Pills.*

Blear-eye (blēr'i). Marginal blepharitis, or lippitudo.

Bleb (bleb). Any bulla or skin-vesicle filled with fluid.

Bleeder (ble'der). 1. One who bleeds freely, or is subject to the hemorrhagic diathesis. 2. One who lets blood.

Blenal (blen'al). A yellow oily liquid, santalol carbonate: used in gonorrhea.

Blennadenitis (blen''ad-en-i'tis) [Gr. βλέννος mucus + ἀδήν gland + ιτις inflammation]. Inflammation of mucous glands.

Blennogenic, Blennogenous (blen-o-jen'ik, blen-oj'en-us) [Gr. βλέννος mucus + γεννᾶν to produce]. Producing mucus.

Blennorrhagia (blen-o-ra'je-ah) [Gr. βλέννος mucus + ῥηγνύναι to break forth]. 1. Any discharge of mucus. 2. Gonorrhea.

Blennorrhagic (blen-o-raj'ik). Pertaining to or of the nature of blennorrhagia.

Blennorrhea (blen-or-re'ah) [Gr. βλέννος mucus + ῥοία flow]. A free discharge from the mucous surfaces, especially a gonorrheal discharge from the urethra or vagina; gonorrhea. **B. adulto'rum,** gonorrheal ophthalmia. **B. alveola'ris,** pyorrhea alveolaris. **B. neonato'rum,** ophthalmia neonatorum. **Stoerk's b.,** blennorrhea, with profuse chronic suppuration, producing hypertrophy of the mucosa of the nose, pharynx, and larynx.

Blennorrheal (blen-or-re'al). Pertaining to or of the nature of blennorrhea.

Blennostasin (blen-o-sta'sin). A bitter, yellowish compound, $C_{19}H_{22}N_2O(HBr)_2$, or cinchonidin hydrobromid. It is a vasoconstrictor and blennostatic, and is used in catarrhs of the respiratory tract. Dose, 1–4 gr. (0.06–0.26 gm.).

Blennostasis (blen-nos'tas-is) [Gr. βλέννος mucus + στάσις standing]. The suppression of an abnormal mucous discharge, or the correction of an excessive one.

Blennostatic (blen-no-stat'ik) [Gr. βλέννος mucus + ἱστάνει to halt]. Corrective of an excess of a mucous secretion.

Blennothorax (blen-no-tho'rax) [Gr. βλέννος mucus + θώραξ chest]. An accumulation of mucus in the chest.

Blennuria (blen-nu're-ah) [Gr. βλέννος mucus + οὖρον urine]. The existence of mucus in the urine.

Blenol (ble'nol). A solution of hydrastin and the double citrate of bismuth: used locally and internally in disease of mucus surfaces. Dose, 10–40 min. (0.62–2.5 c.c.).

Blenorrhol (blen'or-ol). A preparation of protargol and gelatin.

Blepharadenitis (blef''ar-ad-en-i'tis) [Gt. βλέφαρον eyelid + ἀδήν gland + ιτις inflammation]. Inflammation of the Meibomian glands.

Blepharal (blef'ar-al). Pertaining to the eyelids.

Blepharism (blef'ar-izm) [L. *blepharis'mus;* Gr. βλεφαρίζειν to wink]. Spasm of the eyelids.

Blepharitis (blef-ar-i'tis) [Gr. βλέφαρον eyelid + ιτις inflammation]. Inflammation of the eyelids. **B. cilia'ris, B. margina'lis,** a chronic inflammation of the hair-follicles and sebaceous glands of the margins of the eyelids. **B. squamo'sa,** a marginal blepharitis in which the edges of the

lids become scaly. **B. ulcero'sa,** an ulcerous form of marginal blepharitis.

Blepharo-adenitis (blef''ar-o-ad-en-i'tis). See *Blepharadenitis.*

Blepharo-adenoma (blef''ar-o-ad-en-o'mah) pl. *bleph'aro-adeno'mata.* Adenoma of the eyelid.

Blepharo-atheroma (blef''ar-o-ath-er-o'mah). An encysted tumor or sebaceous cyst of an eyelid.

Blepharochalasis (blef''ar-o-kal'as-is) [Gr. βλέφαρον eyelid + χάλασις relaxation]. Relaxation of the skin of the eyelid, due to atrophy of the intercellular tissue.

Blepharochromidrosis (blef''ar-o-kro-mid-ro'sis) [Gr. βλέφαρον eyelid + χρῶμα color + ἱδρώς sweat]. Excretion of a colored sweat from the eyelids, usually of a bluish shade.

Blepharoclonus (blef-ar-ok'lo-nus) [Gr. βλέφαρον eyelid + *Clonus*]. Clonic spasm of the muscles that close the eye.

Blepharoconjunctivitis (blef''ah-ro-kon-junk-tiv-i'tis). Inflammation of the eyelids and conjunctiva.

Blepharodiastasis (blef''ar-o-dis-as'tas-is) [Gr. βλέφαρον eyelid + διαστάσις separation]. Excessive separation of the eyelids causing the eye to be open very wide.

Blepharoncus (blef-ar-ong'kus) [Gr. βλέφαρον eyelid + ὄγκος tumor]. A tumor on the eyelid.

Blepharopachynsis (blef''ar-o-pak-in'sis) [Gr. βλέφαρον eyelid + πάχυνσις thickening]. The morbid thickening of an eyelid.

Blepharophimosis (blef''ar-o-fi-mo'sis) [Gr. βλέφαρον eyelid + φίμωσις narrowing]. A narrowing of the slit between the eyelids.

Blepharophryplasty (blef-ar-of're-plas-te) [Gr. βλέφαρον eyelid + ὀφρύς eyebrow + πλάσσειν to form]. Plastic operation for the restoration of the eyelid and eyebrow.

Blepharoplast (blef'ar-o-plast) [Gr. βλέφαρον eyelash + πλάσσειν to form]. A nucleus-like structure in a cell giving origin to a flagellum; as in a trypanosome.

Blepharoplasty (blef''a-ro-plas-te) [Gr. βλέφαρον eyelid + πλάσσειν to mould]. The plastic surgery of the eyelids.

Blepharoplegia (blef''ar-o-ple'je-ah) [Gr. βλέφαρον eyelid + πληγή stroke]. Paralysis of an eyelid.

Blepharoptosis (blef''ar-op-to'sis) [Gr. βλέφαρον eyelid + πτῶσις a fall]. Drooping of an upper eyelid from paralysis.

Blepharopyorrhea (blef''ar-o-pi-o-re'ah) [Gr. βλέφαρον eyelid + πύον pus + ῥοία flow]. Purulent ophthalmia.

Blepharorrhaphy (blef-ar-or'raf-e) [Gr. βλέφαρον eyelid + ῥαθή seam]. The stitching together of a part of the edges of the slit between the eyelids.

Blepharospasm (blef'a-ro-spazm) [Gr. βλέφαρον eyelid + σπασμός spasm]. Spasm of the orbicular muscle of the eyelids.

Blepharosphincterectomy (blef''ar-o-sphing-ter-ek'to-me) [Gr. βλέφαρον eyelid + σφιγτήρ sphincter + ἐκτομή excision]. Excision of the sphincter of the eyelid: the operation of removing some fibers of the orbicularis muscle together with the overlying skin: done to relieve the pressure of the eyelid upon the cornea in continued blepharospasm.

Blepharostat (blef'a-ro-stat) [Gr. βλέφαρον eyelid + ἱστάναι to cause to stand]. An instrument for holding the eyelids and keeping them apart during surgical operations upon the eye.

Blepharostenosis (blef''ar-o-sten-o'sis) [Gr. βλέφαρον eyelid + στένωσις a narrowing]. An abnormal narrowing of the palpebral slit.

Blepharosynechia (blef''ar-o-sin-e'ke-ah) [Gr. βλέφαρον eyelid + συνέχεια the holding together]. The growing together or adhesion of the eyelids.

Blepharotomy (blef-ar-ot'o-me) [Gr. βλέφαρον eyelid + τομή a cut]. The surgical cutting of an eyelid.

Blessed thistle (ble'sed-this'sl). See *Carduus.*

Blind (blīnd). Not having the sense of sight.

Blind-gut (blīnd'gut). The cecum.

Blindness (blīnd'ness). Lack or loss of sight. **Blue-b.,** color-blindness as to blue tints. **Bright's b.,** dimness or complete loss of sight without lesion of the retina or optic disk: seen in uremia. **Color-b.,** inability to distinguish differences of color: usually partial, and seldom or never complete. **Cortical b.,** blindness due to a lesion of the cortical visual center. **Day-b.,** vision which is better by night than by day; nyctalopia. **Letter-b.,** a state resembling word-b., in which individual letters, though seen, convey no meaning to the mind. **Mind-b.** Same as *Psychic b.* **Moon-b.,** retinal anesthesia, said to be caused by exposure to the moon's rays during sleep. **Night-b.,** a defect of the vision more marked by night, or in a subdued light, than by day; hemeralopia. **Note-b.,** an inability to read musical notes, due to a central lesion. **Object-b.,** a condition in which objects seen make no impression on the mind. See also *Apraxia.* **Psychic b.,** sight without recognition, due to some brain-lesion. **Red-b.,** blindness to red tints. **Red-green b.,** inability to distinguish red and green. **Snow-b.,** dimness of vision, usually temporary, due to the glare of the sun upon snow; niphablepsia. **Soul-b.** Same as *Psychic b.* **Syllabic b.,** inability to form syllables. **Word-b.,** inability to recognize written words as the symbols of ideas.

Blind-spot (blīnd'spot). A spot on the retina where the optic nerve enters, and which is not sensitive to the light.

Blister (blis'ter) [L. *vesic'ula*]. 1. A collection of serous, bloody, or watery fluid beneath epidermis. See *Bulla.* 2. An agent producing a vesication. **Ambulant b.,** one that is shifted from place to place. **B.-beetle, B.-fly.** See *Cantharis.* **Blood-b.,** a blister having bloody contents. It may be caused by a bruise, but is often due to persistent friction. **Fly-b.,** a blister of cantharides. **Flying b.,** a blister applied long enough to produce redness, but not vesication. **Marochetti's b's,** small blisters seen under the tongue in hydrophobia. **Water-b.,** a blister with watery contents.

Blistering (blis'ter-ing). The formation of a vesicle upon the skin.

Block, heart-. See *Heart-block.*

Blood (blud) [L. *san'guis, cru'or;* Gr. αἷμα]. The fluid that circulates through the heart, arteries, and veins, carrying nutriment and oxygen to the bodily tissues. The blood contained in the arteries is of a bright-red color, but after passing to the veins it becomes very dark or brownish red. It consists of a colorless liquid, the *plasma,* containing red blood-corpuscles (*erythrocytes*), yellowish, circular, biconcave disks, 7.5 μ in diameter, containing hemoglobin, which carries the oxygen; white blood-corpuscles (*leukocytes*), white spherical ameboid masses of protoplasm, averaging 10 μ in diameter; **B.-plates,** circular or oval disks, 2–3 μ in diameter, and **B.-dust,** or hemoconiæ, small, hyaline, refractive bodies. **B.-cast,** a microscopic thread of blood in the urine. **B.-cell,** a blood-corpuscle. **B.-clot,** the coagulum of blood. **B.-count,** the process of counting the number of corpuscles in a definite volume of the blood. **B.-crystals,** crystals of hematoidin in the blood. **B.-cyst,** hematocele, hematocyst, or hematoma. **B.-dish.** 1. A red

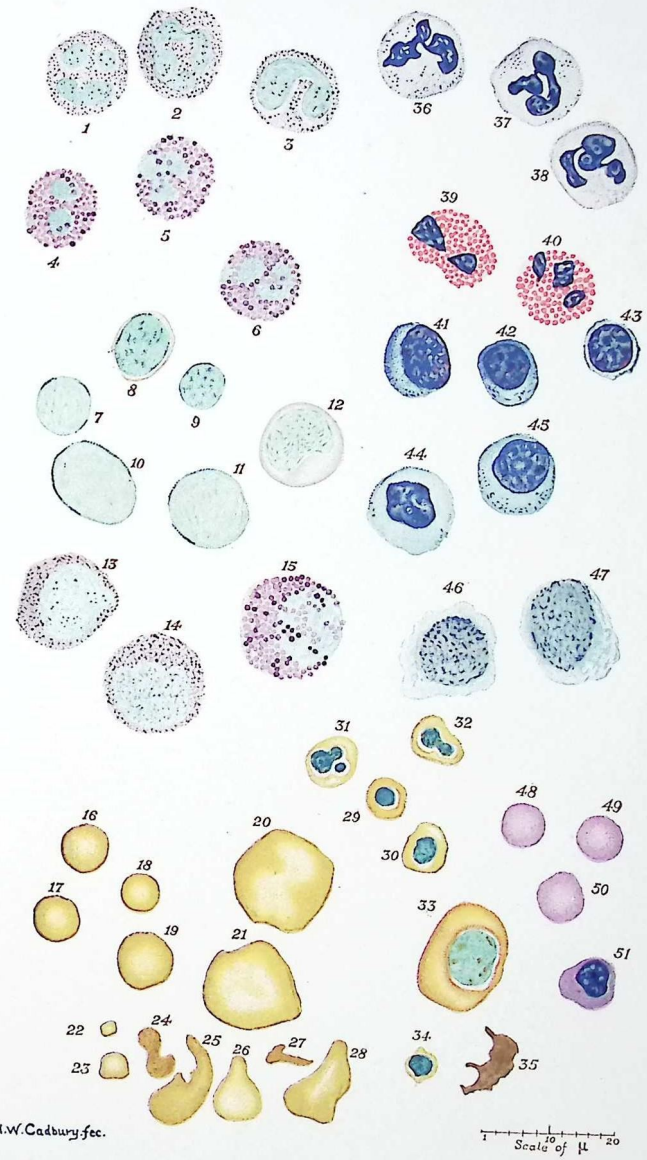

VARIOUS FORMS OF BLOOD-CORPUSCLES—LEUKOCYTES AND ERYTHROCYTES (Salinger and Kalteyer).

Figures 1 to 35, inclusive, stained with Ehrlich's triple mixture; Figures 36 to 51, inclusive, stained with eosin and toluidin-blue, as recommended by Harris: 1, 2, 3, polymorphonuclear neutrophiles; 4, 5, 6, eosinophiles; 8, small lymphocyte; 12, large lymphocyte; 7, 9, small lymphocytes (from the blood in lymphatic leukemia, showing atypical staining reaction); 10, 11, large lymphocytes (also showing atypical staining); 13, 14, myelocytes (with neutrophilic granules); 15, myelocyte (with eosinophilic granules); 16, 17, erythrocytes; 18, 19, erythrocytes showing normal variation in size; 20, 21, macrocytes; 22, 23, microcytes; 24, 25, 26, 27, 28, poikilocytes; 29, 30, normoblasts; 31, 32, red blood-cells, showing irregularly shaped nuclei; 33, megaloblast; 34, microblast; 35, erythrocyte, showing degenerative changes as demonstrated by the polychromatophilic reaction; 36, 37, 38, polymorphonuclear leukocytes; 39, 40, eosinophiles; 41, 42, 43, small lymphocytes; 44, 45, large lymphocytes; 46, 47, myelocytes; 48, 49, 50, erythrocytes; 51, normoblast.

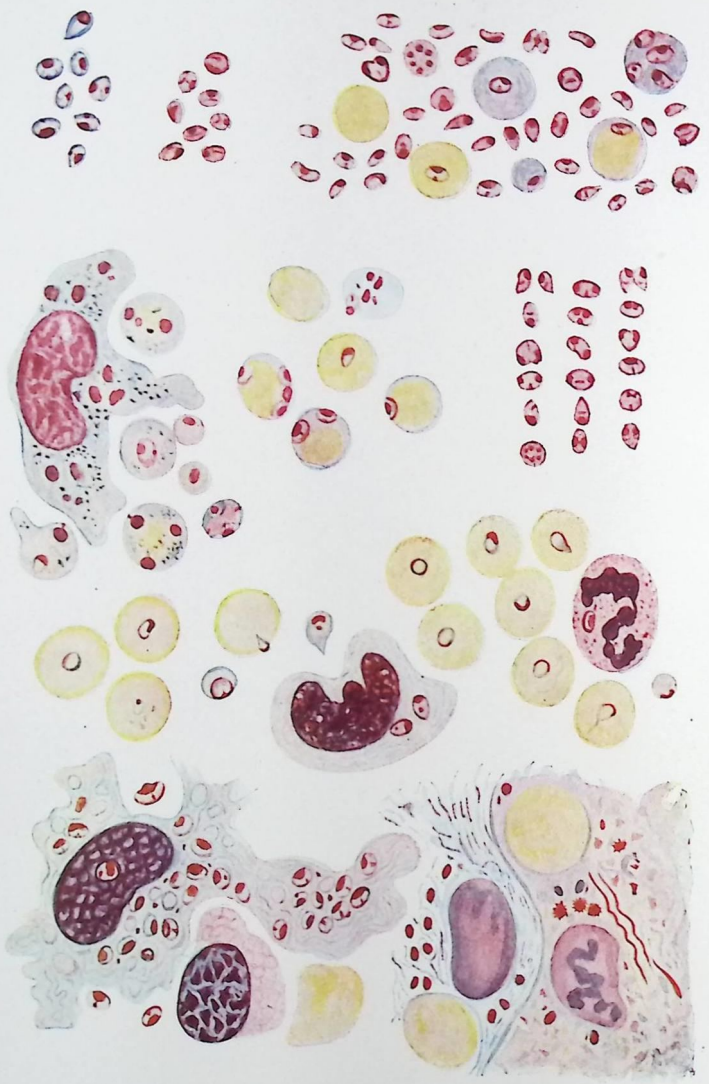

LEISHMAN-DONOVAN BODIES.

(Copied from the original plate of Major Donovan with the kind permission of the proprietors of the *Lancet*, London).

blood-corpuscle. 2. A blood-platelet. **B.-fluke.** See *Schistosoma*. **B.-iron,** oxyhemoglobin. **B.-island,** a group of corpuscles in the mesoblast in very early fetal life. **B.-key,** a chart of colored pictures to illustrate the principal normal and abnormal conditions of the blood. **Laky b.,** blood that has become darkened and somewhat transparent through the solution or destruction of the red corpuscles. **B.-motes.** Same as *B.-dust*. **B.-plaque.** Same as *B.-platelet*. **B.-plasma,** the liquor sanguinis, or colorless fluid of the blood. **B.-plates, B.-platelets.** See *Blood*. **B.-poisoning.** See *Toxemia*. **B.-pressure,** tension on the walls of the blood-vessels, derived from the blood-current. **B.-tumor,** a hematoma; also an aneurysm. **B.-vessel,** an artery, vein, or sinus.

Bloodless (blud'les). 1. Anemic or exsanguine. 2. Performed with little or no loss of blood.

Bloodletting (blud'let-ing). The therapeutic withdrawal of blood. **General b.,** that which is performed by venesection. **Local b., Topical b.,** the abstraction of blood by cupping, scarification, or leeching.

Bloodroot (blud'root). See *Sanguinaria*.

Bloodshot (blud'shot). Congested with blood.

Blucaloids (blu'kal-oids). Capsules containing eucalyptus oil and methylene blue: used in malaria.

Blue (blu). 1. The color of the sky; one of the principal colors of the spectrum. 2. Having the color of the clear sky. **Indigo b.,** indigotin. **Methyl b.,** an antiseptic compound, $NaC_{37}H_{25}N_8S_3O_{91}$ used locally in diphtheria: called also *Diphenylamin b*. **Methylene-b,** a blue coal-tar dye, used as a histologic stain: therapeutically it is analgesic and antirheumatic. Dose, 2–4 gr. (0.13–0.26 gm.).

Blunt-hook (blunt'hook). An instrument used mainly in embryotomy.

B. N. A. An abbreviation for *Basle nomina anatomica*, or the anatomic terminology accepted at Basle in 1895 by the Anatomical Society.

Bocaral (bo'kar-al). An antiseptic dressing powder containing boric acid, alum, and carbolic acid.

Bochdalek's ganglion (bok'dal-eks). See *Ganglion*.

Bodo (bo'do). A genus of endoparasitic protozoans, which are probably pathogenic. *B. sal'tans* has been found in ulcers, and *B. urina'rius* in the urine of cholera.

Body (bod'e) [L. *cor'pus*; Gr. σῶμα]. 1. The trunk, or animal frame, with its organs. 2. The cadaver or corpse. 3. The largest and most important part of any organ. **Alloxur b's,** compounds of uric acid and any one of the alloxins. They are excreted by the urine in certain conditions, and are regarded as the end-products of albuminous catabolism, although exact origin is as yet uncertain. The group includes xanthin, heteroxanthin (or methylxanthin), paraxanthin (or dimethylxanthin), guanin, hypoxanthin, episarkin, and carnin. **Amylaceous b's.** See *Corpora amylacea*. **Anococcygeal b.,** a mass of fibrous and muscular tissue between the anus and the tip of the coccyx. **Anti-b.** See *Antibody*. **Anti-immune b., Anti-intermediary b.** See *Antiamboceptor*. **B. of Arantius,** the tubercle of fibrocartilage at the tip of the aortic and pulmonary semilunar valves. **Babe's-Ernst b's,** granules staining deeply with anilin dyes, seen in the protoplasm of bacteria. **Behla's b's.** Same as *Plimmer's b's*. **Bence-Jones b's,** albumose bodies found in the urine in diseases of the bone-marrow. **Between b.** See *Complement*. **Brassy b.,** a dark shrunken blood-corpuscle seen in malaria. **Cabot's ring b's,** bodies seen in erythrocytes arranged in the form of a ring in the body of the cell. They are stained red with Wright-Leishman stain and blue with eosinate of methylene blue. **Carotid b.** See *Carotid gland*, under *Gland*. **Cavernous b's,** the corpora cavernosa. **Chromophilous b's.** See *Nissl b's*. **Ciliary b.,** that part of the vascular coat of the eye which includes the ciliary muscles and processes. **Coccygeal b.** See *Coccygeal gland*, under *Gland*. **Colloid b's,** masses of an irregularly shaped, glue-like substance in the cerebrospinal axis. **Dentate b., Denticulate b.** See *Corpus dentatum*. **Ehrlich's hemoglobinemic b's,** small round granules staining with acid dyes, seen in the bodies of erythrocytes in severe hemocytolysis from septic blood-poisoning. **End-b.** See *Complement*. **Falciform b.** See *Sporozoite*. **Fimbriate b.** See *Corpus fimbriatum*. **Foreign b.,** a mass which is not normal to the place where it is found. **Fuchsin b's.** See *Russell's b's*. **Geniculate b.** See *Corpus geniculatum*. **Guarnieri's b's,** the cytorrhyctes of variola and vaccinia. See *Cytorrhyctes*. **Highmore's b.,** the mediastinum testis. **Hyaloid b.,** the vitreous body. **Immune b.** See *Amboceptor*. **Intercarotic b.,** a longish mass of blood-vessels, nerves, and ganglion-cells between the internal and external carotid arteries. **Intermediary b.** See *Amboceptor*. **Iso b.** See *Isobody*. **Lallemand-Trosseau's b's.** Same as *Bence-Jones's cylinders*. See *Cylinder*. **Langerhan's b's,** heaps of large, clear, homogeneous cells, situated within or between the lobules of the pancreas. **Laveran's b's,** the plasmodia of malarial disease. **Levy's b.** Same as *Subthalamus*. **Landolt's b's,** small elongate bodies between the rods and cones on the outer nuclear layer of the retina. **Leishman-Donovan b's,** small round or oval bodies found in the spleen and liver of patients suffering with a peculiar tropical fever and cachexia (Kala-azar): thought to be a new species of parasite and called by some *Piroplasma donovani*, and by others *Leishmania donovani*. **Lostorfer's b's.** See under *Corpuscle*. **Malpighian b's,** small bodies in the kidney at the commencement of the uriniferous tubules, consisting of the mass of vessels (the Malpighian tuft) and the envelope or Bowman's capsule. **Melon-seed b.,** any one of a class of small fibrous masses sometimes occurring in the joints and in cysts of the tendon sheaths. **Metachromatic b's,** peculiar granules in the interior of bacterial cells staining differently from the cell-body. **Molluscous b's, M. corpuscles,** peculiar round or oval microscopic bodies within the papules of molluscum epitheliale. **Morner's b.,** nucleo-albumin. **Negri b's,** oval or round bodies seen in the protoplasm and sometimes in the processes of nerve-cells of animals dead of hydrophobia: thought to be protozoan in character and to be concerned in the etiology of hydrophobia. **Nissl b's,** large granular bodies seen in the reticulum of the cytoplasm of a nerve-cell on staining with methylene blue: thought to be a result of chemic reactions and not to exist in life. Called also *Chromophilous b's*. **Olivary b's,** oval prominences at the sides of the anterior pyramids of the oblongata. **Pacchionian b's,** small eminences of the arachnoid tissue under the dura of the brain, and producing by pressure slight depressions (*Pacchionian depressions*) on the inner surface of the cranium. **Parolivary b's,** the accessory olivary nuclei. **Perineal b.,** the mass of structures forming the central part of the perineum in women. **Perle's anemia b's,** small, actively moving, club-shaped bodies from the blood in certain cases of pernicious anemia. **Pituitary b.,** a small, reddish, ellipsoid organ in a depression (*sel'la tur'cica*) of the sphenoid

bone and attached to the brain by a pedicle. It consists of two lobes, an *anterior* one, of a reddish-gray color, which partly incloses a *posterior* one, yellowish-gray in color. It secretes two substances, a "pressor" and a "depressor" substance, which respectively increases and lowers the blood-pressure. It is also called *Hypophysis cerebri*. **Plimmer's b's.**, small round capsulated bodies found in cancer, and thought by the discoverer to be the parasite causing the disease. **Polar b's**, two small bodies protruded from the ovum at the time of impregnation. **Purin b's.**, See *Purin b's*. **Restiform b.**, a lateral column of the medulla oblongata, extending to the cerebellum and continuous below with the cerebellar tract of the cord. It connects the posterior roots of spinal nerves with the cerebellum. **Russel's b's**, small, round or oval vacuolated bodies seen in cases of carcinoma and thought by some to be yeast plants and the cause of carcinoma. Called also *Fuchsin b's*. **Sand-b.** See *Corpora arenacea*. **Striate b.** See *Corpus striatum*. **Suprarenal b.**, a flat, triangular organ on the upper side of the kidney. It consists of an internal medullary matter and an external cortex covered by a sheath of connective tissue, from which septa are given off into the interior of the organ. **Thyroid b.**, the thyroid gland. See *Gland*. **Vitreous b.**, the transparent substance of the eye, contained in a hyaloid membrane between the lens and the retina. **Winkler's b's**, spherical bodies seen in the lesions of syphilis. **Wolffian b's**, the mesonephros or primitive kidney, the excretory organ of the embryo. It consists of a long tube in the lower part of the body-cavity, running parallel with the spinal axis and joined at right angles by a row of twisting tubes given off from the Malpighian body, and forming a structure resembling a comet. The Wolffian body develops into the head of the epididymis, vas deferens, and ejaculatory duct in the male. **X-b's.** Same as *Plimmer's b's*.

Body-cavity. See *Celom*.

Body-louse. See *Louse*.

Bohun upas (bo'hun u'pas). The poison-tree of Java, *Antiaris toxicaria*; also its deadly gum-resin.

Boil (boil). See *Furuncle*. **Aleppo, Biskra, Penjdeh,** or **Oriental b.** See *Furunculus orientalis*. **Bulam b.** [from *Bulam*, or *Bulama*, an island of West Africa], a chronic sore of West Africa, said to be due to a burrowing insect-larva. **Cat-b.**, a small variety of ordinary furuncle. **Delhi b., Tropical b.**, forms of furunculus orientalis. **Gafsa b.**, an endemic ulcer, named from *Gafsa* in Tunis; a variety of Oriental furunculus. **Gum-b.** See *Parulis*.

Boldin (bol'din). An hypnotic and locally anesthetic alkaloid from boldo. Dose, 2–4 gr. (0.133–0.266 gm.).

Boldo (bol'do) [L. *bol'dus, bol'doa*]. The leaves and stems of *Peu'mus Bol'dus*, a tree of Chili. It is tonic, antirheumatic, and antifebrile. Dose of **tincture**, 5–20 min. (0.31–1.24 c.c.); of **fluid extract**, 1–5 min. (0.06–0.31 c.c.).

Boldoa, Boldus (bol'do-ah, bol'dus). See *Boldo*.

Boldoglucin (bol-do-glu'sin). A narcotic and hypnotic glucosid from boldo. Dose, 20–60 gr. (1.333–4 gm.), in capsule.

Boldoin (bol'do-in). A glucosid obtainable from boldo.

Bole (bōl) [L. *bo'lus*; Gr. βῶλος]. A name of various earths, mostly clayey and of a dark color; usually astringent and absorbent iron tonics: used somewhat in veterinary surgery, and externally in skin-diseases.

Boletus (bo-le'tus) [L.; Gr. βωλίτης]. A genus of fungi, or mushrooms, some of which are edible and others poisonous.

Bolus (bo'lus) [L.; Gr. βῶλος]. A round mass or dose of medicine larger than a pill.

Bonbon (bon'bon) [Fr.]. A conserve or medicated confection, usually proprietary.

Bonduc (bon'duk) [Fr.]. The seeds of *Guilandi'na Bon'duc* and *G. bonducel'la*, climbing tropical plants: tonic, stimulant, and antiperiodic. Dose of powder, 10–15 gr. (0.666–1 gm.).

Bonducin (bon-du'sin). A white, bitter powder, $C_{14}H_{15}O_5$, from bonduc seeds; insoluble in water: a febrifuge. Dose, 1½–3 gr. (0.1–0.2 gm.).

Bone (bōn) [L. *os*; Gr. ὀστέον]. 1. The material of the skeleton of most vertebrate animals. It consists of connective tissue, the substratum of which is ossein, and which yields gelatin on boiling, impregnated with lime salts, chiefly calcium phosphate. 2. Any distinct piece of the osseous framework or skeleton of the body. Bones are composed of an outer layer of compact tissue, and of spongy or reticular tissue forming the interior portions. The compact tissue is traversed by channels (Haversian canals) from which radiate numerous canaliculi, which are surrounded by concentric lamellæ of bone separated by spaces, *lacunæ*, containing the bone-cells or corpuscles. These lacunæ communicate with the Haversian canals through the canaliculi. The inner, spongy tissue of bone contains large marrow-cavities. Bones are covered exteriorly by a protective membrane, the periosteum. **Ankle-b.**, the astragalus. **Basihyal b.**, the body of the hyoid bone. **Bertin's b's**, the sphenoturbinal bones. **Breast-b.**, the sternum. **Capitate b.**, the os magnum. **Carpal b's**, the bones of the wrist, including the scaphoid, semilunar, pisiform, pyramidal, trapezium, trapezoid, os magnum, and unciform bones. **Cartilage-b.**, any bone which is developed from cartilage. **Collar-b.**, the clavicle. **Cribriform b.** Same as *Ethmoid b*. **Cuboid b.**, a bone on the outer side of the foot, in front of the calcaneum and beside the scaphoid. **Cuneiform b. of the foot**, any one of the three bones in front of the scaphoid bone. **Cuneiform b. of the wrist.** See *Pyramidal b*. **Ectethmoid b's**, the lateral masses of the ethmoid bone. **Endochondral b.**, a bone which is developed within a cartilage. **Epipetric b.**, a small Wormian bone sometimes seen between the great wing of the sphenoid and the interparietal bone. **Ethmoid b.**, the sieve-like bone which forms a roof for the nasal fossæ and part of the floor of the anterior fossa of the skull. **Exoccipital b.**, the cotyloid process of the occipital bone. **Frontal b.**, the bone forming the forepart of the cranium. **Hamate b.**, the unciform b. **Hyoid b.**, a horseshoe-shaped bone situated at the base of the tongue, just above the thyroid cartilage. It consists of a *body*, from either side of which two processes (*greater* and *lesser cornua*) project backward. **Incarial b.**, the interparietal bone. **Incisive b.** Same as *Intermaxillary b*. **Innominate b.**, a bone which with its fellow on the opposite side forms the greater part of the pelvis; the hip-bone. It consists of the ilium, the ischium, and the os pubis. **Intermaxillary b.**, one of several bones in the middle front part of the upper jaw, separate in fetal life, but fused in the adult. Called also *Incisive b*. **Interparietal b.**, a bone, sometimes distinct, which occurs between the parietal, frontal, and superior occipital bones. **Lacrimal b.**, a thin, scale-like bone at the anterior and upper part of the orbit, articulating with the frontal, the ethmoid, and the superior maxillary bones. **Lingual b.** Same as *Hyoid b*. **Lunate b.** Same as *Semilunar b*. **Malar b.**, the cheek-bone, a quadrangular bone on each side of the face, uniting the frontal and superior maxillary bones with the zygomatic process of the temporal. **Maxillary b.** See *Maxilla*. **Mem-**

brane-b's, bones which are developed within membrane. **Multi-angular b., large**, the trapezium. **Multi-angular, b., small**, the trapezoid bone. **Nasal b's**, the two small bones forming the arch of the nose. **Navicular b.** Same as *Scaphoid b*. **Occipital b.**, the bone that forms the last part of the cranium between the parietal and temporal bones. **Palate b.**, the irregular bone forming the posterior portion of the hard palate and the lateral wall of the nose, between the internal pterygoid plate of the sphenoid and the superior maxilla. **Parietal b's**, the two quadrilateral bones forming the lateral surfaces of the cranium. **Periosteal b.**, bone which is developed directly from and beneath the periosteum. **Pisiform b.**, the small pea-shaped bone lying on the ulnar side of the pyramidal bone of the wrist. **Pterygoid b.**, the internal pterygoid plate of the sphenoid bone. **Pyramidal b.**, a wedge-shaped bone at the outer side of the carpus, articulating with the semilunar, pisiform, and unciform bones. **Riders' b.**, an ossification sometimes seen in the tendon of the adductor muscle of the thigh in those who ride on horseback. **Scaphoid b.** 1. The outer bone of the first row of carpal bones. 2. The bone on the inside of the tarsus in front of the astragalus and behind the cuneiform bones. **Semilunar b.**, a bone of the first row of the carpus, lying between the scaphoid and pyramidal bones. **Sesamoid b.**, a small, flat bone developed in a tendon which moves over a bony surface. **Sphenoid b.**, the irregular, wedge-shaped bone at the base of the skull. **Splenial b's, Splint b's**, the dermal or membrane-bones of the embryonic head, lying close against the cartilage of the primordial skull. **Squamo-occipital b.**, the largest of the four portions of the occipital bone of the fetus. Called also *Exoccipital* and *Basi-occipital*. **Sutural b's.** Same as *Wormian b's*. **Temporal b.**, the irregular bone at the side and base of the skull, containing the organs of hearing. **Trapezoid b.**, the second carpal bone on the thumb side of the distal row. **Triquetral b.** Same as *Cuneiform bone* of wrist. **Turbinal b.** See *Turbinal*, 2d def. **Tympanic b.**, the bone which supports the tympanic membrane and forms the greater part of the external auditory meatus. In man it is an elongated cylinder. **Unciform b.**, the innermost bone of the carpus, triangular in shape, with a hook-shaped process on the anterior surface. **Wormian b's**, small, irregular bones in the sutures between the bones of the skull.

Bone-ache (bōn'āk). Osteocopic pain.

Bone-ash (bōn'ash). The calcic phosphate and other dry material remaining after the calcination of a bone.

Bone-cartilage (bōn-kar'til-ej). See *Ossein*.

Bone-cell (bōn'sel). Same as *Osteoblast*.

Bone-conduction (bōn-kon-duk'shun). The conveyance of sound-waves to the auditory apparatus by the medium of the bones of the head.

Bone-corpuscle (bōn-kor'pus-sl). Any connective-tissue cell lodged within the laminæ of a bone.

Bonelet (bōn'let). An ossicle or small bone.

Bone-oil (bōn'oil). A tarry and oily liquid obtained from bone by dry distillation: a popular panacea.

Boneset (bōn'set). See *Eupatorium*.

Bone-setter (bōn'set-ter). An unauthorized person who professes skill in treating fractures and dislocations.

Boo-hoo (boo'hoo). A form of gastritis with great depression, which frequently attacks visitors to the Pacific Islands.

Boophilus (bo-of'il-us) [Gr. βοῦς ox + φιλεῖν to love]. A genus of cattle-ticks. **B. bo'vis** is the medium of the transmission of the microörganism (*Pyroso'ma*) of Texas cattle-fever.

Boot, Junod's (zhen-ōz'). An air-tight boot to which is fitted an air-pump. A partial vacuum causes a flow of blood to the parts enclosed in the boot.

Boracic acid (bo-ras'ik). See under *Acid*.

Boracil (bo-ra'sil) A combination of boric acid, oxybenzoic acid, acetanilid, and metadioxybenzol used as an antiseptic dusting powder.

Borage (bor'ej). The plant *Bora'go officina'lis*: aperient and diaphoretic; formerly considered a very valuable remedy. Dose of the expressed juice, 2–4 oz. (64–128 c.c.); of **fluid extract**, 1 dr. (4 c.c.).

Boral (bo'ral). Aluminum borotartrate: used as an astringent and antiseptic.

Boralid (bo'ral-id). A commercial antiseptic dressing for wounds, containing boric acid and acetanilid.

Borate (bo'rāt). Any salt of boric acid.

Borated (bo'ra-ted). Combined with or containing borax.

Borax (bo'rax), gen. *bora'cis* [L. from Arabic; Persian *burah*]. Sodium pyroborate, $Na_2B_4O_7 + 10H_2O$, a transparent, crystalline substance of sweetish taste. It is soluble in water, glycerin, and alcohol. It is a refrigerant, antiseptic, soothing detergent and diuretic salt. It is used as an application in affections of the mouth and throat. Dose, 5–30 gr. (0.324–2 gm.). **B. carmin.** See *Stains, Table of*.

Borborygmus (bor-bo-rig'mus), pl. *borboryg'mi* [L.]. The noise made by flatus in the bowels.

Boric acid (bo'rik). See *Acid*.

Boricin (bo'ris-in). A compound of borax and boric acid.

Borine (bo'rin). A proprietary antiseptic preparation of boracic acid with aromatic stearoptens, etc.

Borism (bo'rizm). Poisoning by a boron compound.

Borneene (bor'ne-ēn). A hydrocarbon, $C_{10}H_{16}$, readily convertible into borneol.

Borneol (bor'ne-ol). Camphyl alcohol, $C_{10}H_{18}O$; identical with Borneo camphor, though artificially produced.

Bornyval (bor'ne-val). Isovalerinate of borneol: used as a sedative and antispasmodic. Dose, 4 gr. (0.26 gm.).

Boroborax (bo-ro-bo'rax). An antiseptic preparation, containing boric acid and borax.

Borochloretone (bo-ro-klo'ret-ōn). A combination of boric acid and chloretone: used as a dusting powder.

Borofluorin (bo-ro-flu'o-rin). A proprietary antiseptic and germicide preparation of boric acid, sodium fluorid, benzoic acid, and formaldehyd.

Boroformal Boroformalin (bo-ro-for'mal, bo-ro-for'mal-in). A compound of aluminum hydrate with boric and formic acids, forming white, glossy scales. It is antiseptic and deodorant, and is used in gynecology and diseases of the nose and throat.

Borogen (bo'ro-jen). Boric acid, ethyl-ester; inhaled in diseases of the air passages.

Boroglycerid (bo-ro-glis'er-id). An antiseptic paste of boric acid and glycerin.

Boroglycerol (bo-ro-glis'er-ol). A solution of boroglycerid in glycerin.

Borol (bo'rol). Sodium (or potassium) borosulphate; a colorless, glassy solid, soluble in water, and used in a 20 per cent. solution as a disinfectant and antiseptic in a wide range of

diseases. Dose of the solution, 10–50 min. (0.6–3 c.c.). See also *Saccharin.*

Borolyptol (bo-ro-lip'tol). A proprietary remedy: used as an antiseptic and disinfectant in typhoid fever and diseases of the gastro-intestinal tract.

Boron (bo'ron) [L. *bo'rium*]. A non-metallic element occurring in the form of crystals and as a powder. It is the base of borax and boric acid; symbol B; specific gravity, 2.6; atomic weight, 11.

Borophene (bo'ro-fēn). A proprietary astringent and antiseptic preparation.

Borophenol (bo-ro-fe'nol). A disinfectant preparation of borax and carbolic acid.

Borosol (bo'ro-sol). A clear, colorless liquid containing aluminum tartrate, boric acid, salicylic acid, glycerin, and free tartaric acid: a wash for perspiring feet.

Borothymin (bo-ro-thi'min). A proprietary whooping-cough remedy, a compound of bromids and thyme.

Borotartrol (bo-ro-tar'trol). An antiseptic containing sodium tartrate and boric acid.

Borovertin (bo-ro-ver'tin). A combination of hexamethylenetetramin with boric acid: a urinary disinfectant.

Borsalicylate, Borsalyl (bor-sal'is-il-āt, bor-sal'-il). A powder containing 32 parts of sodium salicylate and 25 parts of boric acid and a little water: used as an antiseptic and deodorant.

Boss. A rounded eminence, as on the surface of a bone or of a tumor.

Bosselated (bos'se-la-ted) [Fr. *bosselée*]. Marked or covered with small bosses.

Bosselation (bos-se-la'shun). 1. A small eminence; one of a set of small bosses. 2. The condition or fact of being bosselated; the process of becoming bosselated.

Bot (bot). The larva of various flies, typically those of the genus *Œs'trus:* these larvæ are parasitic in the stomach of animals and sometimes in that of man.

Botalism (bo'tal-izm) [L. *botalis'mus*]. Sausage-poisoning.

Botallo's duct, foramen, etc. See *Duct, Foramen,* etc.

Botanic (bo-tan'ik). 1. Pertaining to or derived from plants of the vegetable kingdom. 2. Pertaining to botany.

Botany (bot'an-e) (L. *botan'ica,* from Gr. βοτανή herb]. The science of plants or of the vegetable kingdom.

Bothriocephalus (both''re-o-sef'a-lus) [Gr. βοθρίον pit + κεφαλή head]. A genus of tapeworms, also known as *Dibothriocephalus.* **B. corda'tus,** a small species, 1–1.20 μ long, found in man in Greenland. **B. crista'tus,** a species 3 m. in length, distinguished by two crest-like projections upon the head. **B. la'tus,** the broad tapeworm infesting fish, and often found in the human intestine. It is ¾ inch broad, and frequently attains a length of 20 feet. See *Tapeworm.* **B. lingulo'ides,** a species found in man only in larval form in the loins and about the eyes. The head is marked by a papilla-like projection. **B. Manso'ni,** a species found in the abdominal cavity of Chinese and Japanese.

Botryoid, (bot're-oid). [Gr. βότρυς bunch of grapes + εἶδος form.]. Resembling a bunch of grapes.

Botryomyces (bot-re-om'is-ez). [Gr. βότρυς grape + μύκης fungus]. A genus of schizomycetes. *B. e'qui* is regarded as the cause of botryomycosis in horses.

Botryomycoma (bot-re-o-mi-ko'mah). A small pedunculated tumor caused by botryomycosis.

Botryomycosis (bot''re-o-mi-ko'sis). A disease of horses, characterized by the formation of botryoid nodules in the lungs. It is supposed to be caused by the presence of *Botryom'yces e'qui.* This disease is communicable to man.

Botryomycotic (bot''re-o-mi-kot'ik). Pertaining to or affected with botryomycosis.

Botryotherapy (bot''re-o-ther'a-pe) [Gr. βότρυς cluster of grapes + θεραπευτική therapy]. The grape-cure.

Botrytis (bo-tri'tis). A genus of fungi. **B. bassia'na** causes the disease muscardine in silkworms. **B. tenel'la** causes a disease of the larvæ of May-beetles.

Böttcher's cells, etc. (bet'cherz). See *Cell,* etc.

Botulin (bot'u-lin) [L. *bot'ulus* sausage]. A poisonous ptomain sometimes found in preserved meats: it is produced by *Bacil'lus botuli'nus.*

Botulism (bot'u-lizm) [L. *bot'ulus* sausage]. Sausage-poisoning; allantiasis; a disease caused by eating decomposed sausages and other preserved meat, and due to the *Bacil'lus botuli'nus.* It is characterized by nervous symptoms of central origin, disturbances of secretion, motor disturbances, dryness of the mouth and pharynx, dyspepsia, a barking cough, mydriasis, ptosis, etc.

Botulismotoxin (bot-u-liz-mo-tok'in), Same as *Botulin.*

Bouchon (boo-shaw') [Fr.]. The internal clot. See *Clot.*

Bougie (boo-zhe') [Fr.]. 1. A slender instrument for introduction into the urethra, or a large one for the rectum or some other orifice. 1. A taper-shaped medicinal preparation for introduction into the urethra, rectum, or the like. **B. a boule** (ah-bool') [Fr.], a bulbous bougie. **Acorn-tipped b.,** one of the forms of bulbous bougie. **Armed b.** Same as *Caustic b.* **Bellied b.,** a fusiform bougie. **Bulbous b.,** one with a bulb-shaped tip. **Caustic b.,** one which has a piece of silver nitrate or other caustic attached to its end: a form of portcaustic. **Conical b.,** a form with a cone-shaped tip. **Cylindric b.,** one with a round or circular section. **Dilatable b.,** one whose diameter can be increased by turning a screw, or which swells in its place like a surgeon's tent. **Dilating b.,** one which is designed to effect the dilatation of a stricture. **Ear-b.,** one for use in aural surgery. **Elastic b.,** one made of India rubber or other elastic material. **Elbowed b.,** one shaped like a *sonde coudé* (q. v.). **Exploring b.,** one designed to be used like a probe. **Filiform b.,** one of very slender and almost hair-like caliber. **Fusiform b.,** one with a belly or expansion in its shaft. **Medicated b.,** one which is charged with a medicinal substance. **Olive-tipped b.,** a form of bulbous bougie. **Rosary b.,** a beaded bougie for use in the strictured urethra. **Soluble b.,** one composed of a material that will melt or dissolve *in situ.* **Wax-b.,** one made of linen, gauze, or silk dipped in melted wax and then rolled. **Whip-b.,** one with a filiform point and a stem of gradually increasing caliber.

Bouginage (boo-zhe-nahzh'). Dilatation with a bougie.

Bouillon (boo-e-yaw') [Fr.]. A broth or soup prepared from the flesh of animals: used in food-preparations, and as a bacteriologic culture-medium.

Bouquet (boo-ka') [Fr.]. 1. A cluster of vessels, nerves, or fibers. 2. The characteristic flavor and aroma of a wine.

Bourdonnement (boor-don-maw') [Fr.]. A humming or buzzing sound, whether subjective or auscultatory.

Bovine (bo'vīn) [L. *bovi'nus*]. Pertaining to, or derived from, the ox, cow, or heifer.

Bovinin (bo'vin-in). A preparation of ox-blood, egg-albumen, boric acid, and brandy: used for anemia and nervous exhaustion. Dose, ½ oz. (15 gm.); used also hypodermically.

Bovista (bo-vis'tah) [L.]. The fungus *Lycoper'don bovis'ta.* It is styptic and nervine: its use is mainly homeopathic.

Bovovaccine (bo-vo-vak'sīn). An extract of tubercle bacillus used by v. Behring for protective inoculation against tuberculosis.

Bowel (bow'el) [Fr. *boyau*]. The intestine.

Bow-leg (bo'leg). An outward curve of one or both legs at or below the knee: genu varum.

Bowman's capsule, membrane, etc. (bo'manz). See *Capsule, Membrane,* etc.

Box, fracture- (box). A long box, without cover or ends, to support a broken limb.

Bracelets (brās'lets). Transverse markings across the palmar surface of the skin of the wrists.

Brachia (bra'ke-ah) [L. pl. of *Bra'chium*]. The arms or any arm-like processes. See under *Brachium.* **B. copulati'va,** the superior peduncles of the cerebellum. **B. cerebel'li,** the peduncles of the cerebellum. **B. cere'bri, B. of the optic lobes,** the upper bands that connect the testes and the nares with the thalamus opticus. **B. pon'tis,** the middle support of the cerebellum.

Brachial (bra'ke-al) [L. *brachia'lis,* from *bra'chium* arm]. Pertaining to the arm.

Brachialgia (bra-ke-al'je-ah) [L. *bra'chium* arm + Gr. ἄλγος pain]. Pain in the arm or arms.

Brachialis (bra-ke-a'lis). See *Muscles, Table of.*

Brachinin (brak'in-in). A substance derived from the bombardier beetle, *Brachi'nus crep'itans:* useful in rheumatism.

Brachiocephalic (bra''ke-o-se-fal'ik) [Gr. βραχίων arm + κεφαλή head]. Pertaining to the arm and head.

Brachiocrural (bra''ke-o-kru'ral). Pertaining to the arm and thigh.

Brachiocubital (bra''ke-o-ku'bit-al) [Gr. βραχίων arm + L. *cubi'tus* forearm]. Pertaining to the arm and forearm.

Brachiocyllosis (bra''ke-o-sil-lo'sis) [Gr. βραχίων arm + κύλλωσις a bending]. Crookedness of the arm.

Brachiofaciolingual (bra''ke-o-fa''she-o-ling'-gwal). Pertaining to or affecting the arm, face, and tongue.

Brachiotomy (bra-ke-ot'om-e) [Gr. βραχίων arm + τομή a cut]. The surgical or obstetrical cutting or removal of an arm.

Brachiplex (bra'kip-lex). The brachial plexus.

Brachium (bra'ke-um), pl. *bra'chia* [L.; Gr. βραχίων]. 1. The arm; or, more strictly, the arm above the elbow. 2. Any arm-like process. See under *Brachia.* **B. conjuncti'vum ante'rius** and **poste'rius,** two white tracts of the brain; the *anterior* connects the nates with the external geniculate body, the optic thalamus, and optic tracts; the *posterior* connects the testes with the internal geniculate body. **B. pon'tis,** the brachium of the pons; the middle peduncle of the cerebellum.

Brachycardia (bra-ke-kar'de-ah). Same as *Bradycardia.*

Brachycephalic, Brachycephalous (brak''is-ef-al'-ik, brak-is-ef'al-us) [Gr. βραχύς short + κεφαλή head]. Having a short head; having a cephalic index of more than 80.

Brachycephalism, Brachycephaly (brak-is-ef'-al-izm, brak-is-ef'al-e). The fact or quality of being brachycephalic.

Brachydactylia (brak''id-ak-til'e-ah) [Gr. βραχύς short + δάκτυλος digit]. Abnormal shortness of the fingers and toes.

Brachygnathia (brak-ig-na'the-ah) [Gr. βραχύς short + γνάθος jaw]. Abnormal or very marked shortness of the under jaw.

Brachygnathous (bra-kig'na-thus) [Gr. βραχύς short + γνάθος jaw]. Having an unusually short jaw.

Brachymetropia (brak''im-et-ro'pe-ah) [Gr. βραχύς short + μέτρον measure + ὄψις sight]. Myopia, or near-sightedness.

Brachymetropic (brak''im-et-rop'ik). Near-sighted, or myopic.

Brachyphalangia (brak-if-al-an'je-ah) [Gr. βραχύς short + *Phalanx*]. Abnormal shortness of one of the phalanges.

Bradyarthria (brad-e-ar'thre-ah) [Gr. βραδύς slow + ἄρθρον articulation]. Bradylalia; abnormally slow utterance of words.

Bradycardia (brad-ik-ar'de-ah) [Gr. βραδύς slow + καρδία heart]. Abnormal slowness of the pulse. **Essential b.,** bradycardia that cannot be accounted for by the symptoms nor explained by any post-mortem observations, and for which there is at present no known remedy.

Bradycinesia (brad''is-in-e'ze-ah) [Gr. βραδυκινεσία]. Abnormal slowness of motion.

Bradycrotic (brad-ik-rot'ik) [Gr. βραδύς slow + κρότος pulsation]. Characterized by slowness of pulse.

Bradycrotin (brad-ik'ro-tin). A proprietary antipyretic remedy.

Bradydiastole, Bradydiastolia (brad''e-di-as'to-le, brad''id-i-as-to'le-ah) [Gr. βραδύς slow + *Diastole*]. Abnormal prolongation of the diastole.

Bradyecoia (brad''e-e-koi'ah) [Gr. βραδυήκοος hard of hearing]. Partial deafness.

Bradyesthesia (brad''e-es-the'ze-ah) [Gr. βραδύς slow + αἴσθησις perception]. Slowness or dulness of perception.

Bradyfibrin (brad-if-i'brin). See *Pseudofibrin.*

Bradyglossia (brad-ig-los'se-ah) [Gr. βραδύγλωσσος slow of speech]. Abnormal slowness of utterance.

Bradylalia (brad-il-a'le-ah) [Gr. βραδύς slow + λαλεῖν to talk]. Slow utterance due to a central lesion.

Bradylogia (brad-il-o'je-ah) [Gr. βραδυλογία]. Abnormal slowness of speech.

Bradypepsia (brad-ip-ep'se-ah) [Gr.]. Abnormally slow digestion.

Bradyphagia (bra-de-fa'je-ah) [Gr. βραδύς slow + φαγεῖν to eat]. Abnormally slow habit of eating.

Bradyphasia (brad-if-a'zhe-ah) [Gr. βραδύς slow + φάσις speech]. Slow utterance due to a central lesion.

Bradyphrasia (brad-if-ra'zhe-ah) [Gr. βραδύς slow + φράσις utterance]. Slowness of speech due to mental disorder.

Bradypnea, Bradypnœa (brad-ip-ne'ah) [Gr. βραδύς slow + πνοιή breath]. Abnormal slowness of breathing.

Bradyspermatism (brad-is-per'mat-izm) [Gr. βραδύς slow + σπέρμα semen]. Abnormally slow ejaculation of semen.

Bradysphygmia (brad-is-fig'me-ah) [Gr. βραδύς slow + σφυγμός pulse]. Abnormal slowness of the pulse.

Bradytocia (brad-it-o'she-ah) [Gr. βραδύς slow + τόκος birth]. Lingering or slow parturition.

Bradyuria (brad-e-u're-ah) [Gr. βραδύς slow + οὖρον urine]. Abnormally slow passage of urine.

Braidism (brād'izm) [after J. *Braid,* an English surgeon]. Same as *Hypnotism.*

Brain (brān) [L. *enceph'alon;* Gr. ἐγκέφαλος]. The mass of nervous material within the cranium, including the cerebrum, cerebellum, pons, and oblongata. **Abdominal b.,** the solar plexus.

After-b., the metencephalon. **B.-axis**, the cerebellum, oblongata, pons, crura, basal ganglia, and insula together. **End-b.** See *Telencephalon*. **B.-fag**, exhaustion due to overwork with the brain. **Fore-b.** See *Prosencephalon*. **Hind-b.** See *Epencephalon*. **Inter-b.** See *Thalamencephalon*. **Little b.**, the cerebellum. **B.-mantle**, all the portions of the cerebral cortex; called also *Pallium*. **Mid-b.**, the mesencephalon. **B.-murmur**, a systolic murmur, chiefly heard in the temporal region, and principally in cases of rickets. **B.-pan**, the cranium. **Railway-b.**, cerebral disturbance following an injury in a railway accident. **B.-sand**, the acervulus cerebri, or the gritty matter of which it is composed. **B.-stem**, the brain-axis; otherwise, the pons, oblongata, and crura together. **B.-storm**, a succession of sudden and severe paroxysms of cerebral disturbance. **B.-sugar.** See *Cerebrose*. **B.-tire.** See *B.-fag*. **'Tween b.**, the thalamencephalon or interbrain. **Wet-b.**, the edematous condition of the brain due to alcoholism; alcoholic cerebral edema.

Bran (bran). The meal derived from the epidermis or outer covering of a cereal grain.

Branchia (brang'ke-ah) [Gr. βράγχια gills]. The gills of fishes and of others of the lower vertebrates: represented in the human fetus by the branchial clefts and arches.

Branchial (brang'ke-al) [Gr. βράγχια gills]. Pertaining to or resembling the gills of a fish.

Branchiogenous (brang-ke-oj'en-us) [Gr. βράγχια gills + γενναν to produce]. Formed from a branchial cleft or arch.

Branchioma (brang-ke-o'mah). A tumor connected with a branchial arch.

Branchiomere (brang'ke-o-mēr). The segment in the early embryo from which the visceral arches are developed.

Branchiomerism (brang-ke-om'er-izm) [Gr. βράγχια gills + μέρος share]. The metamerism or metameric division of the entoderm.

Brandy (bran'de) [L. *spir'itus vi'ni gal'lici*]. An alcoholic spirit distilled from wine and from various fruits. It contains from 40 to 50 per cent. of alcohol. **Apple-b., Cider-b.**, a spirit distilled from cider. **Peach-b.**, a brandy distilled from ripe peaches. **Potato-b.**, brandy distilled from potatoes.

Brash (brash). A burning sensation of the stomach; pyrosis.

Brassica (bras'sik-ah) [L.]. A genus of cruciferous plants to which the cabbage, turnip, and mustard belong.

Brassicon (bras'sik-on). A preparation of peppermint oil, 2 gm.; camphor, 6 gm.; ether, 4 gm.; alcohol, 12 gm.; mustard oil, 6 drops.

Braxy (brak'se). The anthrax of sheep.

Brayera (brah-ye'rah). A genus of rosaceous trees. The female flowers of *B. anthelmin'tica*, called cusso, kusso, or kousso, are anthelmintic, and are used to expel tapeworm. Dose in substance, 2–8 dr. (8–32 gm.); of **fluid extract**, 2–8 dr. (8–32 c.c.); of **infusion**, 4–8 fl. oz. (128–256 c.c.).

Brayerin (bra'er-in). A bitter anthelmintic resin, $C_{31}H_{38}O_{10}$, from brayera. Dose, 20–40 gr. (1.3–2.6 gm.).

Bread (bred) [L. *pa'nis*]. A food-material made by mixing the flour of some grain with water and baking. **Almond-b.**, a bread for diabetics, made of almond-flour. **Brown b.**, bread made of maize, wheat, and rye together. **B.-crumb** [L. *mi'ca pan'is*], bread used in pharmacy, mainly as a vehicle in making pills. **Graham b.**, bread made from the meal or unbolted flour of wheat. **B.-paste**, a watery culture-medium prepared from bread, and used in bacteriologic work.

Breadth-feeling (bredth'fēl-ing). That element in vision by which breadth or lateral extension is perceived.

Break (brāk). The interruption of an electric current as distinguished from the *make* (q. v.).

Break-shock (brāk'shok). The shock produced by breaking the electric current as it is passing through the body.

Breast (brest). 1. The anterior aspect of the chest or thorax. 2. The mamma or mammary gland. **Broken b., Gathered b.**, mammary abscess. **Chicken-b., Pigeon-b.**, a condition of the chest in which the sternum is prominent: due to obstruction to infantile respiration or to rickets. **Cooper's irritable b.**, neuralgia of the breast. **Funnel-b.**, deformity of the chest, consisting of a marked sinking-in of the sternum, especially of its lower portion. **Hysteric b.**, painful swelling of the breast due to hysteria. **B.-pang**, angina pectoris. **B.-pump**, an apparatus for drawing milk from mammary gland. **Shoemakers' b.**, sinking-in of the sternum in shoemakers, produced by the pressure of tools against the lower part of the sternum and the xiphoid cartilage. **B.-tea.** See *Species pectorales*.

Breath (breth) [L. *spir'itus, hal'itus*]. The air taken in and expelled by the expansion and contraction of the thorax.

Breathing (bre'thing). See *Respiration*. **Abdominal b., Puerile b.**, etc. See under *Respiration*. **Cog-wheel b., Interrupted b., Wavy b.**, breathing interrupted by nervous weakness or by muscular contraction. **Jerky b.**, that in which the inspiration is interrupted two or three times: also called *Wavy breathing*. **Luxus b.**, the excess in breathing above the needs of the system. **Mouth-b.**, habitual respiration through the mouth. **Puerile b.**, the breathing normally heard in children, and sometimes in others, and characterized by an exaggerated respiratory murmur. **Suppressed b.**, breathing without any appreciable sound, as in extensive consolidation of the lung and in some cases of pleuritic effusion. **Thoracic b.**, respiration in which the thoracic walls are actively moved. **Transitional b.** Same as *Bronchovesicular respiration*.

Bredouillement (bra-dwe-maw'). A speech-defect in which only part of the word is pronounced, due to extreme rapidity of utterance.

Breech (brēch). The nates or buttocks.

Breeze, Electric (brēz). See *Static b.* **Head-b.**, electricity applied to the head by a plate with pencils for subdividing the current. **Static b.**, the brush of fan-shaped spark passing between the patient and the applicator in using static electricity with a pointed electrode.

Bregenin (breg'en-in) [A.-S. *breg'en* brain]. A viscous principle, $C_{40}H_{87}NO_6$, derivable from the brain-substance.

Bregma (breg'mah) [L.; Gr. βρέγμα]. The point on the surface of the skull at the junction of the coronal and sagittal sutures.

Bregmatic (breg-mat'ik). Pertaining to the bregma.

Brein (bre'in). A glucosid derived from *Bryo'nia al'ba*: said to be a stimulant to the arterioles.

Brenzcain (brents-ka'in). Guaiacol benzyl ester, $C_6H_4(O.CH_3).OCH_2.C_6H_5$, a colorless crystalline substance: used by cataphoresis to produce local anesthesia.

Brenzkatechin (brents-kat'ek-in). Same as *Pyrocatechin*.

Brenzkatechinuria (brentz-kat''ek-in-u're-ah). The presence of brenzkatechin in the urine: alkaptonuria or pyrocatechinuria.

Breviductor (bre-vid-uk'tor) [L. *bre'vis* short + *duc'tor* leader]. The adductor brevis muscle.

Breviflexor (bre-vif-lek'sor) [L. *bre'vis* short + *flex'or* bender]. Any short flexor muscle.

Brick-pox (brik'pox). A form of swine-erysipelas (Ger. *Balksteinblättern*) due to a special organism.

Bridge (brij). A device for replacing a missing tooth, supported by being fastened to adjoining natural teeth. **Wheatstone's b.**, an instrument for measuring electric resistance.

Bridges (brij'ez). Protoplasmic structures which unite adjacent cell-elements, alike in plants and animals.

Bridle (bri'dl). Any frenum; also a loop or filament which crosses the lumen of a passage on the surface of an ulcer.

Brier (bri'er), **Bamboo.** The root of *Smi'lax Pseudo-Chi'na* of the United States: alterative; used like sarsaparilla. Dose of fluid extract, 30–120 min. (2–8 c.c.).

Brightic (bri'tik). 1. Affected with Bright's disease. 2. A patient ill of Bright's disease.

Brightism (brīt'izm). Chronic nephritis.

Bright's (brīts) **disease.** See *Nephritis* and *Disease*.

Brim (brim). The edge of the superior strait of the pelvis.

Brimstone (brim'stōn). See *Sulphur*.

Briquet's (bre-kāz') **ataxia.** See *Ataxia*.

Brisement (brēz-maw') [Fr. "crushing"]. The breaking up of anything, as of an ankylosis. **B. forcé**, the breaking up of a bony ankylosis by force.

Brise-pierre (brēz-pe-ār') [Fr. "stone-breaker"]. A form of lithotrite.

Bristle-cell. See *Cell*.

Broach (brōch). A kind of reamer used by dentists in enlarging cavities in the teeth.

Broca's area, fissure, etc. See *Area, Fissure*, etc.

Brodie's (bro'dēz) **abscess, disease,** etc. See *Abscess, Disease, Knee*, etc.

Bromal (bro'mal). Tribromaldehyd, $CBr_3.CHO$, a colorless, oily, poisonous liquid produced by the action of bromin on alcohol. It is used as a hypnotic and anodyne, and externally as an irritant. Dose, 1–5 gr. (0.066–0.333 gm.) in a capsule. **B. hydrate**, a crystalline substance, $C_2HBr_3(OH)_2$. It is an irritant hypnotic, more powerful than chloral hydrate, for which it is used in chorea and epilepsy. Dose, 1–5 gr. (0.066–0.333 gm.).

Bromalbacid (bro-mal'bas-id). A bromin and albumin compound for nervous excitability. Dose, 15–30 gr. (1–2 gm.).

Bromalbumin, Bromo-albumin, Bromosin (bro-mal-bu'min, bro''mo-al-bu'min, bro'mo-sin). A preparation of bromin (10 per cent.) and albumin: used in epilepsy.

Bromalin (bro'mal-in). A colorless or white, crystalline compound, $(CH_2)_6N_4C_2H_5Br$, or bromethylformin, recommended for use in epilepsy. Dose, 20–60 gr. (1.333–4 gm.).

Bromaloin (bro-mal'o-in). A crystalline derivative from bromin and barbaloin.

Bromamid (bro'mam-id). A colorless, crystalline antipyretic and analgesic compound, $C_{16}H_{15}BrO_7$. Dose, 10–15 gr. (0.666–1 gm.).

Bromate (bro'māt). Any salt of bromic acid.

Bromated (bro'ma-ted). Combined with or containing bromin.

Bromatotoxin (bro-mat-o-tok'sin) [Gr. βρῶμα food + *Toxin*]. The poison formed in food by fermentation, etc.

Bromatoxism (bro-mah-tox'izm) [Gr. βρῶμα food + τοξικόν poison]. Poisoning by food.

Bromeigon (brōm-i'gon). An eigon of bromin and an albuminous substance.

Bromelin (bro-mel'in) [L. *brome'lia* pineapple]. A ferment like trypsin, from pineapple-juice.

Bromethyl (bro-meth'il). See *Ethyl bromid*.

Bromethylformin (brōm''eth-il-for'min). See *Bromalin*.

Brometone (brom'et-ōn). A white crystalline compound soluble in alcohol, ether, and sparingly in water. It is sedative and antiseptic and is used in headache, chronic cough, and gastric fermentation. Dose, 5 gr. (0.333 gm.).

Bromhemol, Bromo-hemol (brom-he'mol, bro-mo-he'mol). Hemol combined with 2.7 per cent. of bromin. Dose, 15–30 gr. (1–2 gm.).

Bromic (bro'mik). Like bromin; containing bromin.

Bromid (bro'mid). Any binary compound of bromin: many of them are useful in epilepsy, being cardiac and cerebral depressants.

Bromidia (bro-mid'e-ah). A proprietary hypnotic and anodyne preparation.

Bromidin (bro'mid-in). A hypnotic preparation of chloral hydrate, extract of cannabis, and extract of hyoscyamus.

Bromidrosiphobia (brom''id-ro-ze-fo'be-ah) [Gr. βρῶμος stench + ἱδρώς sweat + φόβος fear]. Morbid dread of bodily odors, with delusions as to their perception.

Bromidrosis (brom-id-ro'sis) [Gr. βρῶμος stench + ἱδρώς sweat]. Fetid perspiration.

Bromin (bro'min) [L. *bro'mium, bro'minium, bro'mum*; Gr. βρῶμος stench]. A reddish-brown liquid element, symbol Br., giving off suffocating vapors. Its atomic weight is 79.75; its specific gravity, 2.99. Its compounds are mostly sedative. A saturated aqueous solution of bromin is used as a disinfectant and in skin-diseases, **B. pentachlorid**, a liquid, $BrCl_5$, sometimes used as a caustic.

Brominism, Bromism (bro'min-izm, bro'mizm). A condition of poisoning produced by the excessive use of bromin or a bromin compound. The symptons produced are an eruption of acne upon the face and body, headache, coldness of the extremities, fetor of breath, sleepiness, and loss of strength and sexual power.

Brominol (brō'min-ol) Same as *Bromipin*.

Bromipin (bro'mi-pin). A yellow, oily liquid, being a bromin addition-product of sesame oil. It is sedative and nervine. Dose, a teaspoonful to a tablespoonful.

Bromocaffein (bro-mo-kaf'fe-in). A proprietary bromin and caffein compound: used for sick headache.

Bromochloralum (bro''mo-klo-ral'um). A proprietary compound containing bromin and chloralum: disinfectant and antiseptic.

Bromocole (bro'mo-kol). A yellowish, tasteless powder, a combination of gelatin and tannin with bromin: used like potassium bromid; also in an ointment for pruritus. Dose, 3-15 gr. (0.198-1 gm.).

Bromoform (bro'mo-form). A colorless liquid, $CHBr_3$, or formyl bromid, an anesthetic and antispasmodic substance. It is used as an anesthetic in whooping-cough, and as a sedative in seasickness. Dose, 3–15 gr. (0.194–1 gm.).

Bromoformism (bro'mo-for-mizm). Poisoning with bromoform.

Bromogallol (bro-mo-gal'ol). See *Gallobromol*.

Bromohemol. See *Bromhemol*.

Bromohyperhidrosis (bro''mo-hi-per-hid-ro'sis) [Gr. βρῶμος stench + ὑπέρ over, excessive + ἵδρωσις perspiration]. Excessive and badly smelling perspiration.

Bromoiodism (bro-mo-i'o-dizm). Poisoning with bromin and iodin or their compounds.

Bromol (bro'mol). Tribromphenol, $C_6H_2Br_3OH$, a crystalline antiseptic, nearly insoluble in water, but readily soluble in alcohol, chloroform, ether, etc. It is a disinfectant and caustic. Its 3 per cent. solution in olive oil is used in diphtheria, whooping-cough, etc. Dose, $\frac{1}{10}$–$\frac{1}{3}$ gr. (0.006–0.022 gm.).

Bromolithia (bro-mo-lith'e-ah). A proprietary remedy for gout and rheumatism.

Bromomangan (bro-mo-man'gan). A proprietary tonic preparation for anemia, epilepsy, hysteria, and neurasthenia.

Bromomania (bro-mo-ma'ne-ah) [*Bromin* + *Mania*]. Mental disorder induced by the injudicious use of the bromin compounds.

Bromomenorrhea (bro''mo-men-or-rhe'ah) [Gr. βρῶμος stench + μῆνες menses + ῥοία flow]. The discharge of menses characterized by an offensive odor.

Bromophenol (bro-mo-fe'nol). 1. Same as *Bromol*. 2. A violet-colored, strong-smelling liquid, C_6H_7BrOH, employed in ointments for erysipelas.

Bromopnea, Bromopnœa (brōm-op-ne'ah) [Gr. βρῶμος stench + πάοιν breath]. Fetid breath.

Bromopyrin (bro-mo-pi'rin). 1. An antipyretic remedy, $C_{11}H_{11}BrN_2O$, in white needles: used like antipyrin. 2. A proprietary compound of antipyrin, caffein, and sodium bromid.

Bromoseltzer (bro-mo-selt'ser). A proprietary remedy for headache, etc.

Bromosoda (bro-mo-so'dah). A proprietary anodyne and antidyspeptic remedy.

Bromphenols (brom-fe'nolz). A series of brominized phenols: sometimes found in the precipitates of tested urine.

Bromphenyl-acetyl-cystein (brōm-fen'il-as''et-il-sis-te'in). See *Phenylmercapturic acid*, under *Acid*.

Bromum (bro'mum) [L.]. The U. S. P. name for bromin.

Bromural (brōm'u-ral). Monobromisovalerianylurea: used as a nerve sedative and mild hypnotic. Dose, 5–10 gr. (0.33–0.65 gm.).

Bronchadenitis (bron''kad-en-i'tis) [Gr. βρόγχια bronchia + ἀδήν gland + ιτις inflammation]. Inflammation of the bronchial glands.

Bronchi (brong'ki) [L.]. Plural of *Bronchus*.

Bronchia (brong'ke-ah) [L.; Gr. βρόγχια]. Bronchial tubes smaller than the bronchi and larger than the bronchioles.

Bronchial (brong'ke-al) [L. *bronchia'lis*]. Pertaining to the bronchia.

Bronchiarctia (brong-ke-ark'she-ah) [L. *bron'chus* air-passages + *arcta're* to bind]. Stenosis of a bronchial tube.

Bronchiectasis (brong-ke-ek'tas-is) [Gr. βρόγχος bronchus + ἔκτασις dilatation]. Dilatation of bronchia or of a bronchus. It may affect the tube uniformly (*Cylindric b.*) or may occur in irregular pockets (*Sacculated b.*). It is marked by fetid breath and paroxysmal coughing, with the expectoration of mucopurulent matter.

Bronchiloquy (brong-kil'o-kwe) [L. *bron'chus* bronchus + *lo'qui* to speak]. A high-pitched pectoriloquy due to a consolidated lung.

Bronchiocele (brong'ke-o-sēl) [*Bronchiole* + Gr. κήλη tumor]. A dilatation or swelling of a bronchiole.

Bronchiole (brong'ke-ōl) [L. *bronchi'olus*]. A minute bronchial tube; one of the finer subdivisions of the bronchia.

Bronchiolectasis (brong''ke-o-lek'tas-is) [*Bronchiole* + Gr. ἔκτασις dilatation]. Dilatation of the bronchioles.

Bronchiolitis (brong''ke-o-li'tis). Capillary bronchitis. **B. exudati'va**, inflammation of the bronchioles with exudation and grayish, tenacious sputum.

Bronchiostenosis (brong''ke-o-sten-o'sis) [Gr. βρογχία bronchia + στένωσις stenosis]. Stenosis of the bronchia; bronchiarctia.

Bronchitic (brong-kit'ik) [L. *bronchit'icus*]. Pertaining to, affected with, or of the nature of, bronchitis.

Bronchitis (brong-ki'tis) [Gr. βρόγχια air-tubes + *-itis*]. Inflammation of the bronchial tubes. **Acute b.**, a bronchitic attack with a short and more or less severe course. It is due to exposure to cold, to the breathing of irritant substances, and to acute general diseases. It is marked by fever, pain in the chest, especially in coughing, dyspnea, and cough. **Capillary b.**, an inflammation of the more minute air-passages of the lungs. It is attended with fever, dyspnea, and depression, and is often fatal. **Catarrhal b.**, a form of acute bronchitis with a profuse mucopurulent discharge. **Cheesy b.**, a form accompanying some cases of tuberculosis of the lung, in which the alveoli are filled with cells that undergo a cheesy degeneration. **Chronic b.**, a long-continued form, often with a more or less marked tendency to recurrence after stages of quiescence. It is due to repeated attacks of acute bronchitis or to chronic general diseases; characterized by attacks of coughing, by expectoration, either scanty or profuse, and secondary changes in the lungs. **Croupous b., Fibrinous b., Plastic b.**, bronchitis with violent cough and paroxysms of dyspnea, in which casts of the bronchial tubes are expectorated with Charcot-Leyden crystals and eosinophil cells. **Dry b.**, a form with a scanty secretion of tough sputum. **Epidemic b.** See *Influenza*. **Epidemic capillary b.**, a dangerous form which sometimes accompanies an epidemic of measles. **Ether-b.**, that due to the irritation of ether. **Mechanic b.**, a variety caused by the inhalation of dust or of solid particles. **Membranous b.** Same as *Fibrinous b*, **B. oblit'erans**, a form in which the smaller bronchi become filled with nodules made up of fibrinous exudate. **Phthinoid b.**, tuberculous bronchitis with purulent expectoration. **Polypoid b.** Same as *Fibrinous b*. **Putrid b.**, a form of chronic bronchitis in which the sputum is very offensive. **Secondary b.**, that which occurs either as a complication of some acute disease, such as a fever, or as a local expression of some constitutional disorder. **Vesicular b.**, that in which the inflammation extends into the alveoli, which are sometimes visible under the pleura as whitish-yellow granulations like millet-seeds.

Bronchium (brong'ke-um). pl. *bron'chia* [L.]. One of the subdivisions of a bronchus.

Bronchocavernous (brong-ko-kav'er-nus). Both bronchial and cavernous.

Bronchocele (brong'ko-sēl) [Gr. βρόγχος windpipe + κήλη tumor]. See *Goiter*. **Cystic b.**, goiter containing cysts.

Bronchocephalitis (brong''ko-sef-al-i'tis). A synonym of *Whooping-cough*.

Bronchoconstriction (brong''ko-kon-strik'shun). The reduction of the caliber of the bronchia.

Bronchoconstrictor (brong''ko-kon-strik'tor). Constricting or narrowing the lumina of the air-passages of the lungs.

Bronchodilator (brong''ko-di-la'tor). Dilating or expanding the lumina of the air-passages of the lungs.

Bronchoegophony (brong''ko-e-gof'o-ne). Same as *Egobronchophony*.

Broncholol (brong'kol), A proprietary bronchitis remedy containing terebene, oil of sandal-wood, creosote, eucalyptol, and strychnin.

Broncholith (brong'ko-lith) [Gr. βρόγχος air-passage + λίθος stone]. A bronchial calculus.

Bronchomotor (brong-ko-mo'tor). Affecting the caliber of the bronchia.

Bronchomycosis (brong''ko-mi-ko'sis) [Gr. βρόγχος air-passage + μύκης fungus]. Any bronchial disorder due to microbes.

Bronchopathy (brong-kop'ath-e) [Gr. βρόγχος air-passage + πάθος disease]. Any disease of the air-passages of the lungs.

Bronchophony (brong-kof'o-ne) [Gr. βρόγχος air-passage + φωνή voice]. The sound of the voice as heard through the stethoscope applied over a healthy bronchus. Heard elsewhere, it indicates solidification of the lung-tissue. **Pectoriloquous b.**, a bronchophony with an accompaniment of pectoriloquy. **Sniffling b.**, that which is accompanied with a sniffing sound, as of air drawn through the nose. **Whispered b.**, that which is heard while the patient is whispering.

Bronchoplasty (brong'ko-plas-te) [Gr. βρόγχος bronchus + πλάσσειν to mould]. Plastic surgery of the trachea; surgical closure of a fistula in the trachea or bronchus.

Bronchoplegia (brong-ko-ple'je-ah). Paralysis of the bronchial tubes.

Bronchopneumonia (brong''ko-nu-mo'ne-ah) [*Bronchia* + *Pneumonia*]. Inflammation of the bronchia and lungs; lobular or catarrhal pneumonia. The disease begins in the bronchi and spreads to the parenchyma of the lungs.

Bronchopulmonary (brong-ko-pul'mon-a-re). Pertaining to the lungs and their air-passages; both bronchial and pulmonary.

Bronchorrhagia (brong-kor-ra'je-ah) [Gr. βρόγχος air-passage + ῥηγνύναι to burst forth]. Hemorrhage from the lungs.

Bronchorrhea (brong-kor-re'ah) [Gr. βρόγχος air-passage + ῥοία flow]. Excessive discharge of mucus from the air-passages of the lungs.

Bronchoscope (brong'ko-skōp). An instrument for inspecting the interior of the bronchi.

Bronchoscopy (brong-kos'ko-pe) [Gr. βρόγχος air passage + σκοπεῖν to examine]. Examination of the bronchi through a tracheal wound, or through a bronchoscope.

Bronchospasm (brong'ko-spazm) Bronchial spasm.

Bronchostenosis (brong''ko-sten-o'sis) [Gr. βρόγχος bronchus + στένωσις stricture]. Stricture or abnormal diminution of the caliber of a bronchial tube. **Spasmodic b.**, spasmodic contraction of the walls of the bronchi.

Bronchotome (brong'ko-tōm). A cutting instrument used in performing bronchotomy.

Bronchotomy (brong-kot'om-e) [Gr. βρόγχος air-passage + τομή cut]. Surgical incision of the trachea or of a bronchus.

Bronchotracheal (brong-ko-tra'ke-al). Pertaining to the bronchi and trachea.

Bronchovesicular (brong''ko-ves-ik'u-lar). Both bronchial and vesicular. See *Respiration*.

Bronchus (brong'kus), pl. *bron'chi* [L.; Gr. βρόγχος wind-pipe]. 1. Either one of the two main branches of the trachea. 2. The trachea.

Bronzed-skin (bronzd-skin). See *Melasma suprarenale*.

Broom (broom). See *Scoparius* and *Spartium*.

Brossage (brōs-sazh') [Fr. "brushing"]. The operation of removing granulations by a stiff brush, as in trachoma.

Brousnika (broos'ne-kah) [Russ.]. A diuretic preparation of the berries of *Vaccin'ium vi'tis ida'a*, or red bilberry. Dose, 2–4 dr. (8–16 c.c.).

Broussaisism (broos-sa'sizm) [after F. J. V. *Broussais* (1772–1838)]. The obsolete opinion taught by Broussais, that irritability of the mucous membrane of the alimentary canal was a point of primary importance in cases of disease.

Brow (brow). The superciliary ridge; also the forehead, or either lateral half thereof.

Brow-ache, Brow-ague, Brow-pang. Supra-orbital neuralgia, or hemicrania.

Brown (brown). A dusky reddish-yellow color; also, a pigment or stain producing such a hue. **Bismarck-b.**, a basic aniline dye, much used as a stain and counter-stain in histology.

Brownian movement (brow'ne-an). See *Movement*.

Brucin (bru'sin) [from *Bru'cea*, a genus of shrubs named for J. *Bruce* (1730–1794)]. A bitter, white, poisonous alkaloid, $C_{23}H_{26}N_2O_4$, from nux vomica and other species of *Strychnos*. It has the properties of strychnin, but is less active. Dose, $\frac{1}{64}$–$\frac{1}{16}$ gr. (0.001–0.004 gm.).

Bruissement (bruēs-maw') [Fr. "purring tremor"].

Bruit (bruē) [Fr.]. A sound or murmur heard in auscultation; especially an abnormal one. **Aneurysmal b.**, a blowing sound heard over an aneurysm. **B. d'airain** (da-rān') [Fr. "noise of brass"], a metallic pectoral tinkling, or bell-sound, heard in auscultation or percussion over a thoracic cavity. **B. de clapotement**, a splashing sound indicative of dilatation of the stomach, when pressure is made on the walls of the abdomen. **B. de claquement**, a clapping sound caused by the sudden contact of parts. **B. de craquement**, a crackling pericardial or pleural bruit. **B. de cuir neuf**, the new-leather sound; a creaking noise: usually a sign of pericarditis or pleurisy. **B. de diable** [Fr. *diable* a "humming top"], a buzzing venous murmur in anemia. **B. de drapeau**, a flapping rustle heard in croup and laryngitis, and sometimes in nasal polypus. **B. de froissement**, a clashing noise of various origin. **B. de frolement**, a rustling murmur from pericardial or pleural friction. **B. de frottement**, a rubbing or frictional sound of various origin. **B. de galop**, a galloping sound heard in mitral stenosis. **B. de grelot**, a râle usually caused by the presence of a foreign body in the respiratory passages. **B. de lime**, a filing cardiac sound. **B. de moulin**, a splashing or water-wheel sound in certain pericardial affections. **B. de parchemin**, a sound as of two pieces of parchment rubbed together; of valvular cardiac origin. **B. de piculement**, a cardiac murmur like the mewing of a cat. **B. de pot fêlé**, a cracked-pot sound, characteristic of various lung-cavities, etc. **B. de râpe**, a rasping, cardiac, valvular murmur. **B. de rappel**, a sound as of a drum; a delayed mitral murmur. **B. de scie**, a cardiac sawing sound. **B. de soufflet**, a bellows sound of the heart. See *Souffle*. **False b.**, one due to pressure by the stethoscope, or derived from the circulation in the ear of the auscultator. **Leudet's b.**, a crackling sound in the ear heard in catarrhal and nervous affections of the ear. **B. placentaire**, a blowing sound heard in the pregnant uterus, and caused by the fetal circulation. **B. skodique.** See *Resonance, Skodiac*. **Verstraeten's b.**, a bruit heard in auscultation over the lower border of the liver in cachectic patients.

Brunonianism (broo-no'ne-an-izm) [from Dr. J. *Brown* (1735-1788)]. The obsolete doctrine that all disease is due either to excess or lack of stimulus.

Brush (brush). A tuft of flexible materials fastened to a handle: varieties used in medical practice are the acid brush, made of glass; the

electric brush, a form of electrode; also, laryngeal, nasal, pharyngeal, stomach, and other brushes. **End-b.,** a tuft or brush-like arrangement that sometimes forms the termination of a process from a nerve-cell. **Haidinger's b.,** a brush-like image seen on looking toward a source of polarized light. **Stomach-b.,** a brush used to cleanse and stimulate the stomach.

Bryocyte, Bryocytole (bri'o-sit, bri-o-si'tōl) [Gr. βρύειν to proliferate + κύτος cell]. The living parasite which causes proliferation of cells.

Bryocytic (bri-o-sit'ik). Marked by cell-proliferation.

Bryonia (bri-o'ne-ah) [L.; Gr. βρυωνία]. 1. A genus of cucurbitaceous plants called bryony. 2. The root of *B. al'ba* and *B. dioi'ca*. It is an active and acrid hydragogue cathartic, and is given in pneumonia, pleurisy, rheumatic fever, and colds. Its use is largely homeopathic. Dose of the powdered root, 20–60 gr. (1.3–3.7 gm.); of the **tincture,** 5–30 min. (0.333–2 c.c.); of the **fluid extract,** 10–60 min. (0.6–4 c.c.).

Bryonin (bri'on-in). A bitter poisonous glucosid, $C_{18}H_{30}O_{19}$, from bryonia. It is a drastic hydragogue purgative and has vesicating properties. Dose, $\frac{1}{6}$–2 gr. (0.011–0.133 gm.).

Bubble, amphoric (bub'bl). A sound like the noise of a liquid poured from a bottle: a sign of hydropneumothorax.

Bubo (bu'bo) [L., from Gr. βουβών groin]. The inflammatory swelling of a lymphatic gland, particularly in the axilla or groin. They are due to absorption of infective material, and are seen after gonorrhea or syphilis. **Bullet-b.,** the characteristic hard bubo of primary syphilis. **Chancroidal b., Virulent b.,** a suppurating form accompanying or following chancroid. **Gonorrheal b.,** a bubo following or accompanying gonorrhea. **Indolent b.,** one which is hard and nearly painless, and shows little tendency to suppurate. **Parotid b.** See *Parotitis*. **Pestilential b.,** that which is associated with oriental plague. **Primary b.** Same as *Bubon d'emblée*. **Sympathetic b.,** one due to friction or injury. **Syphilitic b.,** an indolent bubo following a true or hard chancre. **Venereal b.,** one due to venereal disease.

Bubon d'emblée (bu-baw'dah-bla') [Fr.]. A bubo which is due to venereal exposure, but is not preceded by any visible lesion.

Bubonalgia (bu-bo-nal'je-ah) [Gr. βουβών groin + ἄλγος pain]. Pain in the groin.

Bubonic (bu-bon'ik) [L. *bubon'icus*]. Characterized by or pertaining to buboes.

Bubonocele (bu-bon'o-sēl) [Gr. βουβών groin + κήλη tumor]. Incomplete inguinal hernia forming a swelling in the groin.

Bucardia (bu-kar'de-ah) [Gr. βοῦς ox + καρδία heart]. Cor bovinum

Bucca (buk'ah) [L.]. The cheek.

Buccal (buk'kal) [L. *bucca'lis*, from *buc'ca* cheek]. Pertaining to the cheek or mouth.

Buccellation (buk-sel-a'shun) [L. *buccella'tio*, from *buccel'la* morsel]. The arrest of hemorrhage by a pad of lint.

Buccilingual (buk-se-ling'gwal) [L. *buc'ca* cheek + *lin'gua* tongue]. Pertaining to the cheeks and tongue.

Buccinator (buk'sin-a-tor) [L. "trumpeter"]. The flat muscle of the cheek.

Buccocervical (buk-o-ser'vik-al). Pertaining to the neck and the buccal surface of a tooth.

Buccolabial (buk-o-la'be-al). Pertaining to the cheek and lip.

Buccopharyngeal (buk-o-far-in'je-al). Pertaining to the mouth and pharynx.

Buccula (buk'u-lah) [L.]. The fleshy or fatty fold known as double chin.

Buchu (bu'ku). The names of various species of *Baros'ma*. The leaves of *Baros'ma betuli'na*, *B. crenula'ta*, and *B. serratifo'lia* are diuretics and gastric tonics, and are used in chronic urinary inflammations, such as cystitis, urethritis, and pyelitis. Dose, 15–30 gr. (1–2 gm.); of *fluid extract*, 20–30 min. (1.25–2 c.c.); of *tincture*, 1–2 fl. dr. (4–8 c.c.); of *infusion*, 1–2 fl. oz. (30–60 c.c.).

Buckbean (buk-bēn'). The plant *Menyan'thes trifolia'ta*: stomachic, tonic, and emmenagogue. Dose of powdered root, 20–30 gr. (1.333–2 gm.); of **fluid extract,** 5–30 min. (0.333–2 c.c.).

Buckeye (buk'ī). A popular designation for *Æs'culus gla'bra*, and of other trees and shrubs of the same genus: tonic and astringent. Dose of fluid extract of the bark, 3–5 min. (0.2–0.333 c.c.).

Buckhorn (buk'horn). The royal (or so-called flowering) fern, *Osmun'da rega'lis*: a popular remedy for rickets.

Buckthorn (buk'thorn). See *Frangula* and *Rhamnus*. **California b.** See *Cascara sagrada*.

Bucnemia (buk-ne'me-ah) [L., from Gr. βοῦς ox + κνήμη leg]. A diffuse, tense, and inflammatory swelling of the leg.

Budding (bud'ding). Cell-division in which a bud is formed upon the parent-cell and becomes detached; gemmation.

Bufidin (bu'fid-in). A reputed poison obtainable from certain toads.

Bufonin (bu'fo-nin) [L. *bu'fo toad*]. A poisonous principle contained in the secretion of the skin of toads and lizards.

Bufotalin (bu-fo-ta'lin) Same as *Bufonin*.

Bufotein (bu-fo-te'in). A toxin found with bufonin in the secretion of the skin of toads and lizards.

Buggery (bug'er-e). Sodomy; sexual intercourse through the anus.

Buhl's disease (būlz). See *Disease*.

Bulam (bu'lam) [an island of West Africa]. Same as *Bulam fever*. See *Fever*.

Bulamize (bu'lam-īz). To infect with Bulam fever.

Bulb (bulb) [L. *bul'bus*; Gr. βολβός]. 1. A rounded mass, organ, or part. 2. A rounded subterranean stem or leaf-bud of a plant. 3. The oblongata. **B. of the aorta,** the foremost of the three parts of the primitive cardiac vessel of the embryo. **B. of the corpus cavernosum,** the enlarged muscular and proximal part of the cavernous body. **Dental b.,** enlargement forming at the bottom of the dental follicle in tooth-development. **End-b., E.-bud,** any one of the terminal spheroid or ovoid bodies found in the more sensitive parts of the mucous membrane at the ends of branches of nerves of sensation. **Gustatory b.** See *Taste-bulb*. **Hair-b.,** the bulbous expansion at the proximal end of a hair. **B. of jugular vein,** the dilatation at the end of the external jugular vein. **B's of Krause,** ovoid glands penetrated by one or more nerve-fibers in the conjunctiva, about the mouth, the glans penis, and clitoris. **Olfactory b.,** the bulb-like expansion of the olfactory nerve on the under surface of each anterior lobe of the cerebrum. **B. of ovary,** a plexus of veins and arteries of the ovary. **Rouget's b.,** the bulb of the ovary. **Taste-b.,** end-organs of the gustatory nerve in the papillæ of the tongue. **B. of the urethra,** the enlarged proximal part of the corpus spongiosum. **B. of the vestibule.** See *Bulbus vestibuli*. **Vestibulovaginal b.,** a leech-shaped organ beneath the mucous membrane on either side of the vestibule and entrance of the vagina. Together these constitute the equivalent of the bulb of the urethra in the male.

Bulbar (bul'bar). 1. Pertaining to a bulb. 2. Pertaining to the oblongata.

Bulbocavernosus (bul''bo-kav-er-no'sus) [L.]. The accelerator urinæ muscle.

Bulbonuclear (bul-bo-nu'kle-ar). Pertaining to the medulla oblongata and its nerve-nuclei.

Bulbosin (bul-bo'sin). A principle, said to be poisonous, from *Agar'icus bulbo'sus*.

Bulbo-urethral (bul''bo-u-re'thral). Pertaining to the bulb of the urethra.

Bulbous (bul'bus). Having the form or nature of a bulb; bearing or arising from a bulb.

Bulbus (bul'bus) [L.]. A bulb. **B. arterio'sus,** the bulb of the aorta. **B. oc'uli,** the eyeball. **B. vestib'uli,** the vulvovaginal gland.

Bulesis (bu-le'sis) [Gr. βούλησις]. The will or an act of the will.

Bulimia (bu-lim'e-ah) [L.; Gr. βοῦς ox + λιμός hunger]. Great voracity or insatiable hunger.

Bulimic, Bulimiac (bu-lim'ik, bu-lim'e-ak) [Gr. βουλιμιακός]. Affected with bulimia.

Bulla (bul'lah), pl. *bul'læ* [L.]. A large blister or cutaneous vesicle filled with watery fluid. **B. ethmoida'lis,** a rounded projection into the middle meatus of the nose, due to an enlarged ethmoid cell. **B. os'sea,** the dilated part of the bony external meatus of the ear.

Bullate (bul'lāt) [L. *bulla'tus*]. Inflated or bladdery.

Bullation (bul-la'shun) [L. *bulla'tio*]. An inflated condition; a state of being marked with bullæ.

Bulpiss (bool'pis). A contagious disease of Nicaragua marked by the development of crops of itching papules which leave black or white patches.

Bullous (bul'lus). Pertaining to or characterized by bullæ.

Bundle (bun'dl). A fasciculus, filament, or band composed of nerve-fibers. **Aberrant b.,** a tract of nerve-fibers in the isthmus of the gyrus fornicatus. **Anterior marginal b.,** the ventromarginal descending cerebellar tract of the spinal cord. **Auriculoventricular b.** Same as *B. of His*. **Ground-b., anterior,** that portion of the lateral tract of the spinal cord which lies between Türck's column and the anterior root-fibers. **Ground-b., lateral,** that part of the lateral column which is situated between the sides of the gray matter and the horns. **B. of Helwig,** a small triangular group of descending fibers of the anterolateral column of the cord, beginning in the neighborhood of the olive and passing down the cervical cord. **B. of His,** a muscular band connecting the auricles with the ventricles of the heart. Called also *Auriculoventricular b.* **Lenhossek's b.,** the ascending root of the pneumogastric and glossopharyngeal nerves. **Marginal b.,** the white matter at the tip of the dorsal cornu of the spinal cord. **Meynert's b.** See *Meynert's fasciculus*, under *Fasciculus*. **Monakow's b.** See *Prepyramidal tract*, under *Tract*. **Muscle-b.,** a fascicle of muscle-fibers inclosed in a sheath. **Oral-b.,** a projection which marks the outer surface of the dorsal zone of the human embryo. **Respiratory b.,** the solitary fasciculus. **Spitzka's b.,** a bundle of nerve-fibers running from the cerebral cortex through the pyramidal region of the pes pedunculi to the oculomotor nuclei of the opposite side. **Stilling's b.,** the solitary fasciculus of the oblongata. **Türck's b.,** a bundle of nerve-fibers running from the cerebral cortex through the outer part of the crusta of the cerebral peduncle and the bone into the internal geniculate body. **B. of Vicq d'Azyr,** a bundle of white fibers around the base of the anterior nucleus of the optic thalamus. **Weissman's b.,** the bundle of striped muscular fibers of a neuromuscular spindle.

Bunion (bun'yon) [L. *bu'nio*; Gr. βούνιον turnip]. A swelling of the bursa mucosa of the ball of the great toe, with thickening of the overlying skin and forcing of the toe inward.

Buphthalmia (būf-thal'me-ah) [Gr. βοῦς ox + ὀφθαλμός eye]. The first stage of hydrophthalmia; keratoglobus, or enlargement of the eye.

Burdock (bur'dok). The plant *Arc'tium lap'pa*. The root (*Lappa*, U. S. P.) is aperient, diuretic, and diaphoretic. Dose of tincture of the root or seed, 1–2 fl. dr. (4–8 c.c.); of fluid extract, 10–60 min. (0.666–3.7 c.c.).

Buret, Burette (bu-ret') [Fr.]. A graduated glass used in volumetric chemistry.

Burn (burn). A lesion caused by the contact of heat. **Brush, b.,** a wound caused by violent rubbing or friction, as by a rope pulled through the hands.

Burner (burn'er). The part of a lamp from which the flame issues. **Argand b.,** a burner for oil or gas, with an inner tube for supplying air to the flame. **Bunsen b.,** a gas-burner in which the gas is mixed before ignition with air, in order to give complete oxidation.

Burquism (burk'izm) [Burq, a French neurologist]. A system of metallotherapy.

Burr (bur). A dental tool used for polishing the teeth.

Burr-drill (bur-dril). A dental tool of many varieties, used in making and clearing out cavities.

Burra gukeru (bur'rah goo-ker-oo') [East Indian]. The fruit of *Trib'ulus lanugino'sus*, an Asiatic plant: diuretic and aphrodisiac; used in spermatorrhea, etc. Dose of fluid extract, 20–60 min. (1.23–3.7 c.c.).

Burrow (bur'ro). 1. An abnormal sinus or fistula, usually more or less tortuous, and containing pus. 2. The passage made in the tissues by certain parasitic insect-larvæ.

Bursa (bur'sah), pl. *bur'sæ* [L.; Gr. βύρσα]. A sac or pouch within the body, often lined with a membrane. The number of bursæ is very great; more than a thousand have been described, but the smaller ones are irregular, and many of them are often, or even usually, absent. **Adventitious b.,** an abnormal cyst due to friction or some other mechanical cause, and containing synovial fluid. **B. anseri'na,** a bursa under the insertion of the sartorius and gracilis muscles. **Boyer's b.,** one situated beneath the hyoid bone. **Fleischmann's b.,** the sublingual bursa. **Gluteal b.,** any one of the three bursæ beneath the gluteus maximus muscle. **Luschka's b.** Same as *B. pharyngea*. **B. muco'sa,** any one of a number of large, simple, or irregular cavities in the subcutaneous areolar tissue, enclosing a clear, viscid fluid, as in front of the patella, over the olecranon, over the malleoli, etc. **Obturatory b.,** a bursa underlying the tendon of the obturator internus. **Omental b.,** a cavity formed by peritoneum in the great omentum. **B. pharyn'gea,** a recess in the pharynx of a fetus and of a young infant. **Plantar b.,** a bursa over the instep. **Popliteal b.,** a bursa in the popliteal space beneath the tendon of the semimembranosus and that of the inner head of the gastrocnemius. **Prepatellar b.,** one in front of the patella. **Riders' b.,** an enlarged bursa caused by horseback exercise. **Subclavian b.,** an inconstant bursa between the fibers of the rhomboid ligament. **B. syno'viæ,** any one of a large number of spaces filled with synovial fluid, and interposed between muscles or tendons as they play over bony surfaces.

Bursal (bur'sal) [L. *bursa'lis*]. Of or pertaining to a bursa.

Bursalogy (bur-sal'o-je) [Gr. βύρσα pouch + λόγος

word]. The sum of knowledge regarding the bursæ.

Bursattee (bur-sat'e). See *Leeches.*

Bursin (bur'sin). An alkaloid from *Capsilla bursa-pasto'ris*, used like ergot as an astringent, styptic and tonic.

Bursitis (bur-si'tis). Inflammation of a bursa. **Omental b.**, seropurulent inflammation of the omental bursa. **Retrocalcaneal b.** Same as *Achillodynia*. **Thornwaldt's b.**, inflammation of Luschka's tonsil, attended with the formation of a cyst in it containing pus, and with nasopharyngeal stenosis.

Butane (bu'tān). An anesthetic hydrocarbon, C_4H_{10}, from petroleum.

Butea (bu'te-ah) [for J. Stuart, Earl of *Bute* (1713–1772)]. A genus of tropical leguminous trees. *B. frondo'sa*, a tree of South Asia, is one of the species that afford kino.

Butter (but'ter) [L. *buty'rum*; Gr. *βούτυρον*]. The oily mass procured by churning cream. **B. of antimony**, a concentrated acid solution, $SbCl_3$, of antimony trichloride: used as a caustic application to tumors or ulcers. **B. of cacao** [L. *o'leum theobro'matis*], a fixed oil from the seeds of the chocolate plant, *Theobro'ma caca'o*: used in making suppositories, etc. **B. of tin**, stannic chlorid. **B. of zinc**, zinc chlorid, $ZnCl$: disinfectant.

Butterfly (but'ter-fli). 1. A mass of absorbent cotton with wing-shaped appendages: used mainly in uterine surgery. 2. A form of doubly wing-shaped skin-flaps.

Butterine (but'ter-in). An artificial substitute for butter, prepared mainly from beef-fat.

Butternut (but'ter-nut). See *Juglans.*

Buttock (but'tuk). The gluteal prominence, or breech, or either lateral half of the same.

Button, Biskra (but'tn). See *Furunculus orientalis.* **Chlumsky's b.**, a button for intestinal suture made of pure magnesium on the pattern of the Murphy button. **Jaboulay b.**, a device for lateral intestinal anastomosis, consisting of two button-like cylinders of metal which fit together on the screw- and key-ring principle through a small intestinal opening and without the aid of sutures. **Murphy b.**, a device for joining the ends of a divided intestine, consisting of two button-like plates of metal, each fitted with a collar having a hollow stem fastened to the center, one stem being smaller than the other, so as to fit into it. Each end of the cut intestine is passed over one of the buttons, and fastened round the collar by a suture; the smaller stem is inserted into the larger and the halves pressed together.

Buttonhole, mitral (but'n-hōl). An advanced state of stenosis of the mitral orifice of the heart.

Butyl (bu'til). A hydrocarbon radical, C_4H_7. **B. hydrid**, a hydrocarbon, C_4H_{10}, from petroleum: its vapor is an unsafe anesthetic.

Butylamin (bu-til-am'in). A ptomain, $C_4H_{11}N$, from cod-liver oil: diuretic, sudorific, and probably poisonous.

Butylcarbonic acid (bu''til-kar-bon'ik). Same as valerianic acid. See *Acid.*

Butylchloral hydrate (bu-til-klo'ral hi'drāt). A compound, $C_4H_5Cl_3O + H_2O$, resembling chloral hydrate, and sometimes prescribed for neuralgia. Dose, 2–15 gr. (0.133–0.970 gm.).

Butylene (bu'til-ēn). A gaseous hydrocarbon, C_4H_8, in three isomeric forms.

Butyl-hypnal (bu-til-hip'nal). A combination of antipyrin and butylchloral, in colorless needles: hypnotic.

Butyraceous (bu-tir-a'shus). Of a buttery consistence.

Butyrate (bu'ti-rāt). A salt of butyric acid.

Butyric (bu-tir'ik). Derived from butter.

Butyrin (bu'tir-in). A glycerid existing in butter, $C_3H_5(C_4H_7O_2)_3$: a liquid fat with an acrid, bitter taste.

Butyroid (bu'tir-oid) [Gr. *βούτυρον* butter + *εἶδος* form]. Buttery; having buttery contents.

Butyromel (bu-tir'o-mel). Fresh, unsalted butter, 2 parts, and honey, 1 part: a substitute for cod-liver oil.

Butyrometer (bu-tir-om'et-er) [Gr. *βούτυρον* butter + *μέτρον* measure]. An apparatus for estimating the proportion of butter in milk.

Butyrone (bu'tir-ōn). A colorless liquid, $C_7H_{14}O$, or dipropyl ketone, distilled from calcium butyrate.

Buxin (bux'in). An alkaloid, $C_{18}H_{21}NO_3$, from the bark of the box, *Bux'us semper'virens*; the same in composition as beeberin: tonic and febrifuge. Dose, 15–30 gr. (1–2 gm.).

Bynin (bi'nin). A trade-name for liquid malt.

Bynol (bi'nol). A proprietary combination of meat-extract and cod-liver oil.

Byrolin (bi'ro-lin). A preparation of boric acid, glycerin, and lanolin: employed in skin-diseases.

Byssinosis (bis-sin-o'sis) [Gr. *βύσσος* cotton, lint]. A disease of the lungs due to the inhalation of cotton-dust in factories.

Byssocausis (bis-so-kaw'sis) [Gr. *βύσσος* cotton + *καῦσις* burning]. Moxibustion, or cauterization by the moxa.

Byssophthisis (bis-sof'this-is) [Gr. *βύσσος* cotton + *φθίσις* consumption]. Phthisis due to the inhalation of the dust of cotton-mills.

Byssus (bis'sus) [L.; Gr. *βύσσος*]. Lint, charpie, or cotton.

Bythium (bith'e-um). A chemic element said to have been discovered in sulphur in 1897.

C.

C. 1. The chemic symbol for *carbon*. 2. An abbreviation for *centigrade*, *congius* (gallon), *closure*, and *contraction.*

Ca. Symbol for *calcium.*

Caballine aloes (kab'al-in). See *Aloes.*

Cabbage, skunk (kab'bij). A fetid, araceous plant of North America, *Symplocar'pus fœ'tidus*: stimulant and antispasmodic. Dose of fluidextract, 30–60 min. (2–4 c.c.).

Cacao (kah-ka'o). The seeds of *Theobro'ma caca'o*: they afford cocoa, chocolate, and cacao-butter. **C.-butter.** See *Butter.*

Cacatory (kak'at-o-re). Marked by severe diarrhea.

Cacesthesia, Cacæsthesia (kak-es-the'ze-ah) [Gr. *κακός* bad + *αἴθησις* sensation]. Any morbid sensation or any disorder of sensibility.

Cachectic (kak-ek'tik). Characterized by cachexia.

Cachet (kah-sha') [Fr.]. A lenticular capsule for enclosing a dose of unpleasant medicine.

Cachexia (kak-ek'se-ah) [Gr. *κακός* ill + *ἕξις* habit]. A profound and marked state of constitutional disorder; general ill health and malnutrition. **African c., Negro c.**, chthonophagia, or geophagism; earth-eating. **C. aquo'sa**, Griesinger's disease. See *Disease.* **C. exophthal'mica.** Same as *Goiter, Exophthalmic.* **Lymphatic c.** See *Pseudoleukemia.* **Malarial c.**, chronic malaria. **C. mercuria'lis**, chronic mercurial poisoning. **Pachyder'mic c.** See *Myxedema.* **C. splen'ica, Splenic c.**, enlargement of the spleen with progressive anemia. **C. strumipri'va**, myxedema caused by removal of the thyroid. **C. thyreoidectom'ica, C. thyreopri'va.** Same as *C. strumipriva.* **Urinary c.**, the cachectic condition seen in chronic suppurative disease of the kidney. It is marked by dyspepsia, loss of appetite, flatulence, tympanites, diarrhea, weakness, and mental depression.

Cachexy (kak-ek'se). See *Cachexia.*

Cachinnation (kak-in-a'shun) [L. *cachinna're* to laugh aloud]. Excessive, hysterical laughter.

Cacodol (kak'o-dol). An arsenic compound used as a tonic in phthisis.

Cacodyl (kak'o-dil) [Gr. *κακός* bad + *ὄζειν* to smell + *ὕλη* matter]. Dimethylarsin; a colorless liquid, $As(CH_3)_2$, with an offensive odor. It gives off a poisonous vapor and is inflammable when exposed to air, **C. cyanid**, a white powder which when exposed to the air gives off an extremely poisonous vapor.

Cacodylate (kak-od'il-āt). A salt of cacodylic acid.

Cacodyliocol (kak-o-dil-i'ok-ol). Guaiacol cacodylate: used in tuberculosis. Dose, ½–¾ gr. (0.03–0.05 gm.).

Cacoethic (kak-o-e'thik) [Gr. *κακός* bad + *ἦθος* disposition]. Ill-conditioned; malignant.

Cacogenesis (kak-o-jen'es-is) [Gr. *κακός* bad + *γένεσις* development]. Abnormality in structure; monstrosity.

Cacoplastic (kak-o-plas'tik) [Gr. *κακός* bad + *πλαστικός* forming]. Susceptible of only an imperfect organization.

Cacosmia (kak-oz'me-ah) [Gr. *κακός* bad + *ὀσμή* smell]. A bad odor; stench.

Cacostomia (kak-o-sto'me-ah) [Gr. *κακός* bad, foul + *στόμα* mouth]. A foul or gangrenous state of the mouth.

Cacotrophy (kak-ot'ro-fe) [Gr. *κακός* ill + *τρέφειν* to nourish]. Malnutrition; impaired or disordered nourishment.

Cactin (kak'tin). An active principle from *Ce'reus grandiflo'rus.* 2. A red coloring-matter from *Ce'reus specio'sus* and other cactuses.

Cactina (kak-ti'nah). A proprietary preparation of cacti of the genus *Ce'reus.* It is recommended as a substitute for digitalis in heart-disease.

Cactus (kak'tus) [Gr. *κάκτος* a thorny plant]. 1. A genus of cactaceous plants. 2. Any cactaceous plant or species. **C. grandiflo'rus**, the night-blooming cereus, preparations of which are spinal, cardiac, and vasomotor stimulants. Dose of **tincture**, 15–20 min. (1–1.333 c.c.); of **fluid extract**, 5–10 min. (0.333–0.666 c.c.).

Cacumen (kak-u'men), pl. *cacu'mina* [L.]. 1. The top or apex of an organ. 2. The top and uppermost branchlets of a plant. 3. A part of the superior vermiform process of the cerebellum.

Cadaver (kad-a'ver), pl. *cadav'era* [L.]. The human body after death; a corpse.

Cadaveric (kad-ah-ver'ik). Of or pertaining to a cadaver.

Cadaverin (kad-av'er-in) [L. *cada'ver* corpse]. A ptomain, $C_5H_{14}N_2$: a thick liquid having a foul smell. It is sometimes one of the products of the Finkler-Prior bacillus (*Vib'rio pro'teus*) and of the comma-bacillus. It is pathogenic, producing suppuration.

Cadaverous (kad-av'er-us). Resembling a corpse.

Cade oil (kād) [L. *o'leum cadi'num*]. A tarry oil, from *Junip'erus commu'nis*: used in various skin-diseases.

Caderas (kad-e'ras). See *Mal de caderas.*

Cadinene (kad-in'ēn). A terpene, $C_{15}H_{24}$, from the oils of cade, savin, cubebs, and camphor.

Cadmium (kad'me-um) [Gr. *καδμία* calamin]. A bivalent metal not unlike tin in appearance and properties; symbol Cd.; atomic weight 111.8: its salts are poisonous. **C. bromid**, a poisonous substance, $CdBr_2$. **C. iodid**, a compound, CdI_2. Its ointment (*unguen'tum cad'mii iod'idi*) is used in glandular and skin-diseases. **C. oleate**, a preparation used in various skin-diseases. **C. salicylate**, a salt, $(C_2H_4(OH)CO_2)_2Cd + 3H_2O$, in fine, white, tabular crystals, or in an amorphous powder. It is antiseptic, and is used in treating purulent ophthalmia. **C. sulphate**, a salt, $CdSO_4 + 4H_2$, weak solutions of which are used as astringents in eye, ear, and urethral inflammations. **C. sulphid, C. yellow**, CdS_2, is employed in the arts as a pigment.

Caducous (kad-u'kus) [L. *cad'ere* to fall]. Falling off; deciduous.

Cæcitas (ses'it-as). Latin for "blindness."

Cæcum, Cæsium, and other words in *Cæ-*. See *Cecum, Cesium*, etc.

Cafacetan (kaf-as'et-an). A proprietary preparation containing caffein and acetanilid: used as an antineuralgic.

Caffea (kaf'fe-ah). Latin for "coffee."

Caffeic acid (kaf-e'ik). See *Acid.*

Caffein (kaf'fe-in) [L. *caffei'na*]. An alkaloid, $C_8H_{10}N_4O_2$, occurring in long, silky needles, soluble in water and alcohol, and obtainable from coffee, tea, guarana, and maté. It is a nerve- and heart-stimulant, a diuretic, and a retarder of tissue-waste. It is used in heart-disease, dropsy, migrain, and opium-poisoning. Dose, 1–3 gr. (0.06–0.2 gm.). **C. borocitrate**, a white, soluble powder. sedative and antiseptic. **C. carbolate, C. phenate**, a sedative and antiseptic: used subcutaneously. **C. chloral**, a soluble crystalline combination of caffein and chloral, $C_8H_{10}N_4O_2$—CCl_3COH: analgesic and sedative. Dose, 3–5 gr. (0.2–0.3 gm.). **C. citrate** (more correctly called **Citrated caffein**), a combination of caffein and citric acid. Dose, 1–3 gr. (0.066–0.2 gm.). **C. hydrobromid**, a diuretic: used subcutaneously. **C. nitrate**, a salt, in yellowish, needle-like crystals. **C. phthalate**, a sedative and antiseptic: used subcutaneously. **C. sodium benzoate**, a white, crystalline and crusty substance: sedative and antiseptic; often used subcutaneously. **C. sodium cinnamate**, an antiseptic and sedative agent, resembling the corresponding benzoate. **C. tri-iodid**, a remedy, in dark-green prisms, $(C_8H_{10}N_4O_2I_2HI)_2 + 3H_2O$: used as an iodin substitute. Dose, 2–4 gr. (0.13–0.26 gm.). **C. valerianate**, a compound used in whooping-cough and hysteric vomiting.

Caffeinism (kaf'fe-in-izm). A morbid condition due to excess in the use of coffee.

Caffeone (kaf'e-ōn). An aromatic principle from roasted coffee: said to have hypnotic properties.

Cahinca (kah-hing'kah). The root of *Chioc'occa racemo'sa* and *C. anguif'uga*, rubiaceous plants of tropical America: purgative and diuretic.

Cahincin (kah-in'sin). A bitter, crystallizable glucosid, $C_{40}H_{64}O_{18}$, from cahinca. Dose, as a diuretic and cathartic, 2–4 gr. (0.13–0.26 gm.): as an emetic, 8–15 gr. (0.5–1 gm.).

Caisson-disease (kā′son). See *Disease*.

Cajeput, Cajuput (kaj′e-put, kaj′u-put). The *Melaleu′ca Cajupu′ti*, a myrtaceous East Indian tree: its leaves afford a greenish, volatile oil (*oil of cajeput*): used for toothache, rheumatism, and various intestinal disorders. Dose, 2–10 min. (0.13–0.65 gm.). **Spirit of c.**, a 2 per cent. alcoholic solution of oil of cajeput. Dose, ½–1 fl. dr. (2–4 c.c.).

Cajeputene (kaj′ep-ut-ēn). A liquid hydrocarbon, $C_{10}H_{16}$, obtainable from oil of cajeput: anthelmintic, anodyne, and antispasmodic. Dose, 2–10 min. (0.123–0.616 c.c.).

Cajeputol (kaj′e-pu-tol). An eleopten from oil of cajeput, $C_{10}H_{16}.H_2O$: used like cajeputene.

Calabar bean (kal′ab-ār). Same as *Physostigma*. **C. Swellings.** See *Swelling*.

Calabarin (kal-ab′ar-in). An alkaloid from calabar bean. **C. sulphate** has been somewhat employed in medicine: it is an active poison. Dose, $\frac{1}{65}$ gr. (0.001 gm.).

Calabazilla (kal″ab-ah-ze′yah) [Sp.]. A squash, *Cucur′bita peren′nis*: its macerated root is used in California for hemorrhoids.

Calage (kah-lahzh′) [Fr.]. Propping with pillows to immobilize the viscera, and thus relieve seasickness.

Calamine (kal′am-in). The native zinc carbonate. **Prepared c.**, calamine calcined, washed, and pulverized: used in preparing the *unguen′tum calami′næ*, and as a dusting-powder.

Calamus (kal′ah-mus) [L. for "reed"]. 1. The plant *Ac′orus Cal′amus* and its aromatic rhizome. It is a carminative and stimulant tonic: its extract, fluid extract, and tincture are used as medicines. Dose of **fluid extract**, 10–20 min. (0.6–1.25 c.c.); of **tincture**, 1 fl. dr. (4 c.c.). 2. A genus of rattan-palms. *C. Dra′co* affords the best dragon's blood of commerce. **C. scripto′rius**, "writer's pen," a space at the lower part or floor of the fourth ventricle, between the restiform bodies.

Calaya (kal-a′yah). An extract prepared from the fruit of *Annes′lea febrif′uga*: antiperiodic. Dose, 30 gr. (2 gm.).

Calcalith (kal′kal-ith), A proprietary uric-acid solvent consisting of calcuim carbonate, lithium, and colchicin.

Calcaneo-astragaloid (kal-ka″ne-o-as-trag′al-oid). Pertaining to the calcaneum and astragalus.

Calcaneocavus (kal-ka″ne-o-ka′vus). Club-foot in which calcaneus is combined with cavus.

Calcaneocuboid (kal-ka″ne-o-ku′boid). Pertaining to the calcaneum and cuboid bone.

Calcaneo-navicular, Calcaneo-scaphoid (kal-ka″ne-o-nav-ik′u-lar, kal-ka″ne-o-ska′foid). Pertaining to the calcaneum and scaphoid (or navicular) bone.

Calcaneotibial (kal-ka″ne-o-tib′e-al). Pertaining to the calcaneum and tibia.

Calcaneovalgocavus (kal-ka″ne-o-val″go-ka′vus). Club-foot in which calcaneus, valgus, and cavus are combined.

Calcaneum (kal-ka′ne-um), pl. *calca′nea* [L.]. The heel-bone, or os calcis; the irregular quadrangular bone at the back of the tarsus.

Calcaneus (kal-ka′ne-us) [L.]. Club-foot in which the heel only touches the ground.

Calcar (kal′kar) [L. for "spur"]. The hippocampus minor. **C. a′vis**, the hippocampus minor. **C. femora′le**, a vertical lamina of strong tissue in front of the lesser trochanter, serving to strengthen the neck of the femur.

Calcarea (kal-ka′re-ah) [L.]. Lime; calcium oxid or hydrate. **C. chlora′ta**, chlorinated lime: a disinfectant and bleaching agent. **C. hy′drica**, a solution of calcium hydrate; liquor calcis, or lime-water. **C. us′ta**, quicklime or caustic lime; calcium oxid or unslaked lime.

Calcareous (kal-ka′re-us) [L. *calca′rius*]. Pertaining to or containing lime; chalky.

Calcarine (kal′kar-in) [L. *calcari′nus* spur-shaped]. Spur-shaped.

Calcic (kal′sik). Of or pertaining to lime, or to calcium.

Calcicosis (kal-sik-o′sis) [L. *calx* lime]. Marble-cutters' phthisis; pneumonia due to the inhalation of marble-dust.

Calcidin (kal′sid-in). A combination of iodin and calcium; used in croup in doses of ⅓-1 gr. (0.022-0.065 gm.).

Calcification (kal″sif-ik-a′shun) [L. *calx* lime + *fa′cere* to make], The process by which organic tissue becomes hardened by a deposit of calcium salts within its substance. **Metastatic c.**, that which results from an excess of the lime-salts of the blood, such as may occur as a consequence of osteomalacia.

Calcigerous (kal-sij′er-us) [L. *calx* lime + *ger′ere* to bear]. Producing calcium salts.

Calcination (kal-sin-a′shun) [L. *calcina′re* to char]. The process of roasting or reduction to a powder or of drying by heat.

Calcium (kal′se-um) [L., gen. *calcii* of calcium]. A yellow metal, the basic element of lime. Symbol, Ca; atomic weight, 39.9. It is found in nearly all organized tissues. **C. acetate**, a resolvent, $Ca(C_2H_3O_2)_2 + H_2O$: useful in tuberculosis and in psoriasis. **C. benzoate**, a compound, $Ca(C_7H_5O_2)_2$, employed in nephritis and the albuminuria of pregnancy. Dose, 5–10 gr. (0.32–0.65 gm.). **C. bisulphite**, a colorless, strong-smelling fluid: an active antiseptic; for use in gargles and washes. **C. borate**, an antiseptic agent, CaB_4O_7: used externally as a dusting-powder, and internally for diarrhea. Dose, 3–9 gr. (0.2–0.6 gm.). **C. boroglycerid**, a glassy hygroscopic and antiseptic agent prepared from calcium borate and glycerin. **C. bromid**, a sedative, $CaBr_2$: used in epilepsy and insomnia. Dose, 20–30 gr. (1.3–2 gm.). **C. carbid**, CaC_2, a caustic substance used in the generation of acetylene gas. **C. carbonate**, chalk, $CaCO_3$, occurring in bones, shells, etc., and prepared artificially. It is astringent and antacid: used in dyspepsia, colic, diarrhea, and locally as a dusting-powder. Preparations and doses: chalk-mixture, 1 oz. (15 gr.); compound chalk-powder, 20–60 gr. (1.3–4 gm.). **C. chlorid**, a white hygroscopic powder, $CaCl_2$: resolvent disinfectant: used in enlarged glands and uterine and ovarian tumors. Dose, 10–20 gr. (0.6–1.3 gm.). **C. cresylate**, a syrupy preparation of calcium hydrate and cresol: a good disinfectant. **C. eosolate**, an odorless and tasteless soluble powder, $(C_9H_7S_3O_{12})_2Ca_3$, antitubercular and antiseptic used in bronchial and pulmonary diseases and in diabetes. Dose, 5–15 gr. (0.3–1 gm.). **C. ferro-phospho-lactate**, a salt used in the treatment of rickets and tuberculosis. Dose, 3-7½ gr. (0.2-0.5 gm.). **C. fluorid**, CaF_2, occurs in the bones and teeth. **C. glycerophosphate**, a white, crystalline powder, soluble in water, $CaC_3H_7PO_2 + 2H_2O$: used in neurasthenia, etc. Dose, 3–4½ gr. (0.2–0.3 gm.). **C. hippurate**, a soluble white powder: used to remove any excess of uric acid from the system. Dose, 7½ gr. (0.5 gm.). **C. hydrate, C. hydroxid**, $Ca(OH)_2$, slaked lime. See under *Lime*. **C. hydrosulphid**, $Ca.(SH)_2$; a depilatory: called Martin's depilatory. **C. hypophosphite**, $CaH_4(PO_2)_2$: used as a food-medicine in tuberculosis and rickets. Dose, 10–30 gr. (0.6–



BILIARY CALCULI—GALL-STONES. (MOYNIHAN).

1, Almost free cholesterin; 2, cholesterin and bilirubin-calcium; 3, a stone removed from the ampulla of Vater; 4, a stone removed from the common duct; 5, a stone removed from the cystic duct.

2 gm.). **C. iodate,** an antipyretic and antiseptic salt, $Ca(IO_3)_2 + 6H_2O$. **C. iodid,** CaI_2, an irritant antiseptic: used in erysipelas, tuberculosis, scrofula, etc. Dose, 1–3 gr. (0.06–0.2 gm.). **C. lactate,** $Ca(C_3H_5O_3)_2 + 5H_2O$, is used in rickets and scrofula. Dose, 3–7½ gr. (0.2–0.5 gm.). **C. loretinate, basic,** a salt in slender, cream-colored needles, $Ca(I.O.C_2N_4SO_3)$. **C. loretinate, normal,** an orange-red powder, $Ca.(I.OH.C_9H_4N.SO_3)_2H_2O$: antiseptic. **C. nitrate,** $Ca.(NO_3)_2$: a white efflorescence that forms on the walls of rooms where urine evaporates. **C. oxalate,** $CaC_2O_4 + 2H_2O$, occurs in the urine in crystals, and in certain calculi. **C. oxid,** lime or quicklime, CaO, a corrosively alkaline and caustic earth. **C. permanganate,** a crystalline salt, $Ca(MnO_4)_2 + 5H_2O$: used internally in the diarrhea of children. Dose, ¾–2 gr. (0.049–0.13 gm.). **C. phosphates** are six in number: (1) Normal calcium orthophosphate, bone phosphate, (*cal'cii phos'phas præcipita'tus*, U. S. P.), occurring in bones and teeth, and in nearly all the fluids and excreta of the body: used as a food-medicine. Dose, 5–10 gr. (0.35–0.65 gm.). (2) Stellar phosphate, or monohydric orthophosphate, $Ca_3(PO_4)$, occurs in some urinary calculi. (3) Tetrahydric calcium orthophosphate, $CaH_4(PO_4)_2$, occurs in the brain, and forms the phosphate-of-acid urine and other acid body-fluids. (4) Calcium metaphosphate, $Ca(PO_3)_2$. (5) Calcium pyrophosphate, $Ca_2P_2O_7$. (6) Calcium hypophosphate, $CaPO_3 + H_2O$. **C. salicylate,** a white, tasteless, crystalline powder, $Ca(C_7H_5O_3)_2 + 2H_2O$: useful in intestinal diseases. Dose, 7–20 gr. (0.45–1.3 gm.). **C. santonate,** an anthelmintic remedy. Dose, ½–1½ gr. (0.03–0.1 gm.). **C. sucrate,** a compound of lime and saccharose: administered for rheumatism in the syrup of lime. **C. sulphate,** a compound occurring in the form of gypsum, $CaSO_4 + H_2O$, and as burnt gypsum or plaster of Paris, $CaSO_4$. See *Plaster of Paris* and *Gypsum*. **C. sulphid,** a compound, CaS. The calcium sulphid of pharmacy is the same as *Calx sulphu'rata*. **C. sulphite,** a compound, $CaSO_3$: used in septic and zymotic diseases. **C. sulphocarbolate,** a white, crystalline substance, $Ca(C_6H_5SO_4)_2 + 6H_2O$, soluble in water: used as an astringent and antiseptic in diarrhea, cholera morbus, intestinal ulcer, etc. Dose, 4½–15 gr. (0.3–1 gm.).

Calcoglobulin (kal-ko-glob'u-lin). The form of albumin which occurs in calcifying tissue.

Calcoid (kal'koid). A tumor or new growth of the tooth-pulp.

Calcospherite (kal-ko-sfēr'it). One of the small globular bodies formed during the process of calcification, by chemical union between the calcium particles and the albuminous organic matter of the intercellular substance. These cells coalesce to form colcoglobulin.

Calculous (kal'ku-lus). Pertaining to, of the nature of, or affected with, calculus.

Calculus (kal'ku-lus) pl. *cal'culi* [L. for "pebble"]. An abnormal concretion occurring within the animal body, and usually composed of mineral salts. **Arthritic c.,** a deposit in or near a joint in gout. It is usually composed of sodium urate; sometimes of calcium urate. Called also *Chalkstone*. **Aural c.,** a lump of hardened cerumen in the external meatus of the ear. **Biliary c.,** a gall-stone, found mainly in the biliary passages and gall-bladder: sometimes within the liver. It is composed of cholesterin, bile-pigment, and other organic matter, mixed with inorganic salts. **Blood-c.,** a phlebolith, or concretion of coagulated blood. **Bronchial c.,** a concretion in an air-passage. **Coral c.,** a branched coral-shaped calculus found in the pelvis of the kidney. **Cutaneous c.** See *Milium*. **Cystin-c.,** a soft variety of urinary calculus composed of cystin. **Dental c.,** the tartar of the teeth. **Encysted c.,** a urinary calculus enclosed in a sac developed from the wall of the bladder. **Fusible c.,** a calculus formed of a mixture of calcium phosphate and triple phosphate. **Hemic c.,** a calculus developed from a blood-clot. **Hemp-seed c.,** a small, smooth and pale urinary calculus of calcium oxalate, of the size and shape of a hemp-seed. **Hepatic c.,** a gall-stone formed and remaining in the substance of the liver. **Intestinal c.** See *Enterolith*. **Lacteal c., Mammary c.,** a concretion in one of the lactiferous ducts. **Mulberry c.,** a urinary calculus of lime-oxalate, so called from its shape. **Nasal c.** See *Rhinolith*. **Ovarian c.,** an enlarged and calcified corpus luteum. **Pancreatic c.,** a concretion formed in the pancreatic duct from calcium carbonate with other salts and organic materials. **Pocketed c.** Same as *Encysted c.* **Prostatic c.,** a concretion formed in the prostate, chiefly of calcium carbonate and phosphate. **Renal c.,** a calculus occurring in the kidneys. **Salivary c.** 1. A concretion sometimes formed in a salivary duct, consisting mainly of calcium salts. 2. The tartar formed on neglected teeth. **Serumal c.,** a c. formed about a tooth and caused by the exudation of serous matter of diseased gums. **Shellac c.,** a gastrolith caused by drinking shellac varnish. **Spermatic c.,** a concretion in a seminal vesicle. **Stomachic c.,** a bezoar or other concretion in the stomach; a gastrolith. **Struvit c.,** a urinary calculus composed of very pure ammoniomagnesium phosphate, forming the hard crystals known to mineralogists as struvit. **Submorphous c.,** a calculus made up of molecules of a crystalline salt, together with molecules of the colloid matter in which the salt is contained. **Urinary c.** are **vesical** when lodged in the bladder (stone, gravel), and **renal** when in the pelvis of the kidney. **Uterine c.,** an intra-uterine concretion formed mainly by the calcareous degeneration of a tumor; a womb-stone. **Vesical c.,** a form found in the urinary bladder. **Vesicoprostatic c.,** a prostatic calculus extending into the bladder. **Xanthic c.,** a urinary calculus composed mainly of xanthin.

Calcusol (kal'ku-sol). A proprietary preparation of potassiun carbonate and piperidin parasulphamin benzoate: used in gout and rheumatism.

Calefacient (kal-e-fa'shent) [L. *cal'idus* warm + *fa'cere* to make]. Exciting warmth; causing a sense of warmth.

Calendula (kal-end'u-lah) [L.]. A genus of composite-flowered plants. *C. officina'lis*, pot marigold, is stimulant and resolvent, and is used externally as a vulnerary. Dose of tincture, 10 min. (0.66 gm.).

Calendulin (kal-end'u-lin). A mucilaginous principle from *Calen'dula officina'lis*.

Calenture (kal'ent-ūr) [L. *calentu'ra*]. Sunstroke, or thermic fever: the name is applied also to various tropical fevers.

Calf (kahf) [L. *su'ra*]. The fleshy mass formed by the gastrocnemius muscles at the back of the leg, below the knee.

Calibrator (kal'ib-ra-tor) [Fr. *calibre* the bore of a gun]. An instrument for dilating the urethra or for measuring the caliber of a passage.

Caligo (kal-i'go) [L.]. Dimness of vision.

Calipers (kal'ip-erz). Compasses with bent legs.

Calisaya (kal-is-a'yah). The bark of *Cincho'na Calisa'ya;* yellow Peruvian bark.

Calisthenics (kal-is-then'iks) [Gr. καλός, beautiful + σθένος strength]. A system of light gymnastics for girls.

Calix (ka'liks), pl. *ca'lices* [L.]. A cup-shaped organ or cavity; especially any one of the recesses of the pelvis of the kidney which enclose the pyramids.

Callisection (kal-is-ek'shun) [L. *cal'lus* insensibility + *sec'tio* a cutting]. Vivisection of animals that have been anesthetized.

Callosal (kal-lo'sal). Pertaining to the corpus callosum.

Callosity (kal-los'it-e) [L. *callos'itas*, from *cal'lus*]. A circumscribed thickening of the skin, and hypertrophy of the horny layer, due to friction, pressure, or other irritation.

Callosomarginal (kal-lo''so-mar'jin-al). Pertaining to the callosal and marginal gyri.

Callosum (kal-lo'sum). Same as *Corpus callosum*.

Callous (kal'us). Hard; like callus.

Callus (kal'lus) [L.]. 1. A callosity. 2. The plastic exudate exuded about the fragments of a broken bone and accomplishing the work of repair. **Definitive c.**, the exudate formed between the fractured ends of the bone; it is permanent, and becomes changed into true bone. **Ensheathing c.**, a variety of callus which is external and temporary, forming a sheath about the seat of fracture: after repair it is absorbed. **Permanent c.** Same as *Definitive c.* **Provisional c.**, the ensheathing callus *plus* a temporary plug of similar material within the medullary canal.

Calmative (kahm'at-iv). 1. Sedative; allaying excitement. 2. A sedative medicine.

Calolactose (ka-lo-lak'tōs). A compound of bismuth subnitrate, 1 part, calomel, 1 part, and lactose, 8 parts: it is an intestinal disinfectant.

Calomel (kal'o-mel) [L. *calom'elas*; Gr. καλός fair + μέλας black]. Mercurous chlorid (*hydrar'gyri chlo'ridum mi'te*, U. S. P.), Hg_2Cl_2, a white, tasteless, insoluble powder; antisyphilitic, alterant, and purgative. Dose, $\frac{1}{10}$–2 gr. (0.0066–0.13 gm.). See *Mercury*.

Calomelol (kal'o-mel-ol). A proprietary soluble calomel preparation: used as a dusting powder or in ointment.

Calor (ka'lor) [L. for "heat"]. Normal heat of the body; also fever-heat of moderate intensity and lower in degree than *fervor* and *ardor*. **C. febri'lis**, the heat of fever. **C. fer'vens**, a boiling heat. **C. inna'tus**, the normal or natural heat of the body. **C. inter'nus**, fever not appreciable on the surface of the body. **C. mor'dax, C. mor'dicans**, biting or stinging heat.

Calorescence (kal-or-es'ens). The conversion of non-luminous into luminous heat-rays.

Calorie, Calory (kah-lor-e', kal'o-re) [Fr.; L. *ca'lor* heat]. A heat-unit; it being the amount of heat needed to raise one kilogram of water from 0° to 1° C.

Calorifacient (kal''o-rif-a'shent) [L. *ca'lor* heat + *fac'ere* to make]. Producing heat: used of certain foods.

Calorific (kal-or-if'ik) [L. *ca'lor* heat + *fa'cere* to make]. Producing heat. See *Center*.

Calorimeter (kal'or-im'et-er) [L. *ca'lor* heat + Gr. μέτρον measure]. An instrument for determining the amounts of heat which bodies absorb or contain.

Calorimetry (kal-or-im'et-re) [L. *ca'lor* heat + Gr. μέτρον measure]. Measurement of the amounts of heat absorbed or given out.

Calory (kal'or-e). See *Calorie*.

Calumba (kal-um'bah) [L.]. A menispermaceous plant, *Jateorrhi'za Calum'ba*, of East Africa; also its root. It is a bitter, stomachic tonic; is used in dyspepsia, diarrhea, dysentery, and in the vomiting of pregnancy and of teething. Dose, 10–30 gr. (0.60–2 gm.); of the **extract**, 2–10 gr. (0.13–0.65 gm.); of the **tincture**, 1–2 dr. (4–8 c.c.); of the **infusion**, 1–2 fl. oz. (4–30 c.c.). **American c.** See *Frasera*.

Calumbin (kal-um'bin). A bitter principle, $C_{42}H_{44}O_{14}$, from calumba.

Calvaria, Calvarium (kal-va're-ah, kal-va're-um) [L.]. The skull-cap, or vault, of the cranium; also, the skull itself.

Calvities, Calvitium (kal-vish'e-ēz, kal-vish'e-um) [L.]. Baldness; more especially baldness of the sinciput. See *Acomia, Alopecia*.

Calx (kalx) [L.]. 1. Lime, or chalk. 2. The heel. 3. Any residue obtained by calcination. 4. The U. S. P. name of lime or calcium oxid, CaO; quicklime: alkaline, caustic, and escharotic: Off. Preps., *liq'uor cal'cis, potas'sa cum cal'ce, syrup'us cal'cis*. **C. chlora'ta, C. chlorina'ta**, chlorinated lime; a white, pasty substance: used as a bleaching agent and disinfectant; also, an alterative, antiseptic, and stimulant. Dose, 3–6 gr. (0.194–0.388 gm.). **C. sulphura'ta**, a mixture of at least 60 per cent. of calcium sulphid with a variable proportion of calcium sulphate and carbon. It is useful in skin and pustular diseases, and as a depilatory. Dose, $\frac{1}{10}$–1 gr. (0.0064–0.648 gm.). **C. us'ta, C. vi'va**, quicklime or caustic lime.

Calyx (ka'liks). See *Calix*.

Cambogia (kam-bo'je-ah) [L.]. Gamboge; a yellow gum-resin from *Garcin'ia Hanbu'rii* and other guttiferous East Indian trees. It is a drastic hydragogue cathartic. Dose, 1–5 gr. (0.06–0.30 gm.).

Camenthol (kam-en'thol). A combination of camphor and Japanese menthol: used by inhalation in pulmonary and nasal affections in 3 per cent. solution.

Camera (kam'er-ah), pl. *cam'eræ* [L. for "chamber"]. 1. A box, chamber, or compartment. 2. Any open space or ventricle. **C. lu'cida**, a prism so arranged as to throw the reflected image of an object upon paper, so that its outlines may be traced with a pencil. **C. obscu'ra**, a combined box, lens, and screen, used mainly in photography. **C. oc'uli**, either one of the chambers of the eye. See *Chamber*.

Camisole (kam-is-ōl', kam-e-zol') [Fr.]. A straight-jacket sometimes used for the restraint of violently insane persons.

Camomile (kam'o-mīl). See *Anthemis, Calendula, Matricaria*, and *Tagetes*.

Camp-fever. A popular name for typhus fever.

Camphacol (kam'fak-ol). A preparation made from camphoric acid, formaldehyd, and guaiacol: used in phthisis and other pulmonary affections and in cystitis. Dose, 5–20 gr. (0.3–1.3 gm.).

Camphene (kam-fēn'). 1. Any hydrocarbon or volatile oil having the formula $C_{10}H_{16}$. Certain camphenes are found already formed in plants. 2. A popular name for rectified oil of turpentine.

Camphenol (kam-fe'nol). A combination of camphor and the phenols: germicide and disinfectant.

Camphoid (kam'foid). A thick paste of camphor, 20 parts, and pyroxylin, 1 part, dissolved in alcohol: used as a vehicle for the external application of medicines.

Campholyptus (kam-fo-lip'tus). A proprietary camphor and eucalyptus remedy.

Camphophenique (kam''fo-fen-ēk') [Fr.]. A proprietary antiseptic preparation of camphor and phenol.

Camphopyrazolon (kam''fo-pi-raz'o-lon). Phenylhydrazin in composition with campho-carboxylic acid; it forms delicate needles, of the formula $C_{17}H_{20}N_2O$, soluble in alcohol. It is used like camphor.

Camphor (kam'fer) [L. *cam'phora*; Gr. καμφουρά]. A stearopten, $C_{10}H_{16}O$, from the wood of *Cinnamo'mum Cam'phora* and other Asiatic lauraceous trees. It is a white, tough, crystalline mass, strongly fragrant, of a cool, pungent taste, inflammable and sublimable. It is a powerful irritant and stimulant, diaphoretic and narcotic; poisonous in overdoses, sedative in small ones. It is used in neuralgia, headache, maniacal attacks, and the typhoid state, in sexual excitement and genito-urinary irritation. Dose, 1–20 gr. (0.06–1.3 gm.). Its principal official preparations are *aqua camphoræ; spiritus camphoræ*, and *linimentum camphoræ;* but it also enters, in smaller quantities, into many other preparations. There is a considerable class of stearoptenes grouped together as camphors. **Alant c.** See *Helenin*. **Artificial c.**, a compound, $C_{10}H_{16}.HCl$, prepared from oil of turpentine by the action of hydrochloric acid. **Blumea c.**, a good and abundant camphor produced in Indochina by the shrub *Blu'mea balsamif'era*. **Borneo c.**, a peculiar stearopten from *Dryoba'lanops Cam'phora*, a tree of Borneo and Sumatra. **Carbolated c.**, a mixture of camphor, 1½ parts, with phenol and alcohol, each 1 part; an antiseptic dressing for wounds. **Chloral c.**, equal parts of camphor and chloral hydrate: a sedative for external use. **Mace-c.**, a camphor, $C_{16}O_{32}O_5$, derivable from oil of mace. **Monobromated c.**, camphor in which one atom of hydrogen is replaced by one atom of bromin. Dose, 1–10 gr. (0.066–0.666 gm.). **Naphtol c.**, beta-naphtol, 1 part, fused with camphor, 2 parts; a syrupy fluid: used externally as an antiseptic. **Orris-c.**, a fragrant, crystalline body from orris. **Phenol c.**, a clear, oily solution of camphor in carbolic acid in various proportions; a germicide and toothache remedy. **Resorcin c.**, a mixture of resorcin and camphor; employed in pediculosis and in pruritus. **C. salicylate**, a crystalline product of the fusion of camphor, 84 parts, with salicylic acid, 65 parts: used externally in ointments for various skin-affections, and internally as in diarrheas. Dose, $\frac{1}{8}$–4 gr. (0.05–0.25 gm.). **Salol c.**, a clear, oily preparation of camphor, 2 parts, and salol, 3 parts: a local antiseptic. **Thymol c.**, a mixture of thymol and camphor; applied for lice, and to relieve itching.

Camphoraceous (kam-fo-ra'shus). Having the taste, smell, or other qualities of camphor.

Camphoral (kam'fo-ral). A proprietary remedy for diseases of the mucous membrane.

Camphorated (kam'fo-ra-ted) [L. *camphora'tus*]. Containing or tinctured with camphor.

Camphorism (kam'for-izm). Poisoning by camphor; the condition is marked by convulsions, coma, and gastritis.

Camphoromania (kam-for-o-ma'ne-ah). A morbid craving for camphor; the camphor-habit.

Camphoroxol (kam-for-ox'ol). A preparation of camphor, alcohol, and hydrogen peroxid: antiseptic and deodorant in 10 per cent. solution.

Camphossil (kam'fo-sil). A condensation product of camphor and salicylic acid: used as an antipyretic and intestinal antiseptic. Doses, 8 gr., (0.5 gm.).

Campimeter (kam-pim'et-er) [L. *cam'pus* field + *me'trum* measure]. An instrument for measuring or mapping out the field of vision.

Camptodactylia (kamp''to-dak-til'e-ah) [Gr. καμπτός bent + δάκτυλος finger]. Permanent and irreducible inflexibility of one or more fingers.

Canadin (kan'a-din). $C_{21}H_{21}NO_4$. An alkaloid from *Hydrastis canadensis*.

Canadol (kan'ad-ol). A volatile petroleum distillate; an impure hexane, C_6H_{14}: used like rhigolene as a local freezing anesthetic for minor surgical operations.

Canal (ka-nal') [L. *cana'lis*]. Any tubular and relatively narrow passage or channel. **Abdominal c.**, the inguinal canal. **Accessory palatine c.**, a channel in the palate-bone for branches of the descending palatine artery. **Accessory posterior palatine c.**, a passage (sometimes two passages) in the palate-bone, with an orifice near that of the posterior palatine canal. **Adductor c.** Same as *Hunter's c.* **Alcock's c.**, the fascial sheath of the internal pudic artery. **Alimentary c.**, the passage made up of the mouth, pharynx, esophagus, stomach, and intestine. **Alisphenoid c.**, a canal in the alisphenoid bone which in many animals transmits the external carotid. **Alveolodental c.**, the dental canal. **Anal c.**, a transient lumen in the embryonic anus. **Anterior alveolar c.**, in the upper jaw-bone transmits the middle superior dental nerve. **Anterior dental c.**, canal in the facial portion of the upper jaw-bone for the anterior dental nerve and vessels. **Anterior ethmoid c.**, a passage in the frontal and ethmoid bones for the nasal branch of the ophthalmic nerve and anterior ethmoid vessels. **Anterior orbital c.**, the anterior ethmoid canal. **Anterior palatine c.**, the canal which affords passage for the anterior palatine artery in the superior maxillary bone. **Arachnoid c.**, an alleged passage beneath the arachnoid membrane of the brain for the venæ Galeni. **C. of Arantius**, the ductus venosus. **Archinephric c.**, the duct of the archinephron or primitive kidney. **Arnold's c.**, a passage in the petrous portion of the temporal bone for the auricular branch of the pneumogastric nerve. **Arterial c.**, the ductus arteriosus. **Atrial c.**, the space within the atrium. **Auditory c., external**, the passage from the external meatus of the ear to the membrana tympani. **Auditory c., internal**, a passage in the petrous bone for the auditory and facial nerves and auditory blood-vessels. **Auricular c.**, the external auditory canal; also, the constriction between the auricular and ventricular portions of the fetal heart. **Avant-c.**, the distal portion of the male urethra. **Bartholin's c.**, the duct of Bartholin's gland. **Bernard's c.**, a supplementary pancreatic duct. **Bichat's c.**, the arachnoid canal. **Biliary interlobular c's**, the interlobular network of bile-ducts in and around the hepatic cells. **Birth-c.**, the canal through which the child passes in birth, formed by the cervix uteri, vagina, and vulva. **Blastoporic c.**, a temporary passage in the embryo at the end of the primitive axis: it is a relic of the notochordal canal. **C. of bone**, a canaliculus in a bone. **Bony c's** (of ear). See *Canal, Semicircular*. **Braun's c.**, the neurenteric canal. **Braune's c.**, the uterine cavity and the vagina together after the os is fully dilated in labor. **Breschet's c.**, the canal of the diploë. **Bullular c.**, the canal of Petit. **Caroticotympanic c's**, two or more short passages from the carotid canal to the tympanum, transmitting branches of the carotid plexus. **Carotid c.**, a passage in the petrous bone for the internal carotid artery and the carotid plexus. **C's of cartilage**, canals in an ossifying cartilage during its stage of vascularization. **Central c. for chorda tympani**, a passage in the petrous bone for the chorda tympani. **Central c. of the modiolus** runs lengthwise through the modiolus of the cochlea, and transmits the central artery and nerve of that structure. **Central c. of the myelon** extends the whole length of the spinal cord, and is filled with cerebrospinal fluid. **Central c. of vitreous** (or of **Stilling**), a passage forming from the optic disk to the lens of the eye: in the fetus it transmits the hyaloid

artery. **Cerebrospinal c.** 1. The space which contains the brain and spinal cord. 2. The primitive cavity of the brain and spinal cord. **Cervical c.**, the canal of the cervix uteri. **Ciliary c.**, a ring of spaces in the sclera, in front of its attachment to the iris. **Cloquet's c.** Same as *Central c. of the vitreous*. **Cochlear c.**, the scala vestibuli and scala tympani together. **Condylar c.**, a passage in the condylar portion of the occipital bone for the hypoglossal nerve: it opens into the anterior condyloid foramen. **Connecting c.**, the arched or coiled part of a uriniferous tubule, joining it to a collecting tubule. **C. of Corti**, a space between the outer and inner rods of Corti. **C. of Cotunnius**, the aqueduct of Cotunnius. **Craniopharyngeal c.**, a passage in the embryo and fetus, between the pharyngeal cavity and the anterior lobe of the pituitary body. **Craniovertebral c.**, the cerebrospinal canal; also called *cranioneural* canal. **Crural c.** Same as *Femoral c.* **C. of Cuvier**, the ductus venosus. **Cystic c.**, the cystic duct. **C. of De Candole.** Same as *Medullary c.* **Deferent c.**, the vas deferens. **Demicircular c.** Same as *Semicircular c.* **Dentinal c's**, minute channels in dentin, extending from the pulp-cavity to the cement and enamel. **Descending palatine c.**, the palatomaxillary canal. **Digestive c.** See *Alimentary c.* **Diploëtic c's**, canals of the diploë for Breschet's veins. **Drainage-c.**, a passage formed by perforation, or by the invagination of the skin, for wound-drainage. **Ejaculatory c.** See *Duct, Ejaculatory*. **Entodermal c.**, the yolk-space that develops into the archenteron. **C. of the epididymis**, a long, convoluted tube of which the epididymis is made up; it is continuous with the vas deferens. **Eustachian c.**, a passage in the petrous bone which lodges the outer part of the Eustachian tube. **Facial c.**, the aqueduct of Fallopius. **Fallopian c.**, the aqueduct of Fallopius. **Femoral c.**, the inner compartment of the sheath of the femoral vessels, situated behind Poupart's ligament and Hunter's canal. **Ferrein's c.**, a canal alleged to be formed by the edges of the closed eyelids, and to conduct the tears during sleep to the puncta lacrimalia. **Fontana's c.**, the ring made up of Fontana's spaces at the junction of the cornea, iris, and sclera: the ciliary canal. **Galactophorous c.**, a lactiferous tubule of the mammary gland. **Ganglionic c.** extends spirally up the modiolus, and contains the spiral ganglion and nerves going to the organ of Corti. **Gartner's c.**, in the female a tube that is the homologue of the vas deferens: a relic of the embryonic Wolffian duct. **Genital c.**, any canal for the passage of ova or for copulatory service. **Gubernacular c's**, four small openings in young crania, one behind each incisor tooth. **C. of Guidi**, the Vidian canal. **Hannover's c.**, an artificial canal between the anterior and posterior fibers of the zonula of the lens, caused by the injection of some fibrous material. **Haversian c's**, the freely anastomosing canals of the compact osseous tissue: they contain blood-vessels, lymph-vessels, nerves, and marrow. **Hemal c.**, the space within the hemal arch. **Henle's c's**, the looped uriniferous tubules. **Hepatic c.** 1. The excretory duct of the liver; also, any one of its radicles. 2. Any one of the canals in the liver for the veins of that organ. **Hernial c.**, the passage which transmits a hernia. **C. of Hovius**, the canal of Fontana. **Huguier's c.**, the iter chordæ anterius; a canal in the temporal bone which transmits the chorda tympani nerve. **Hunter's c.**, the triangular space between the adductor longus, adductor magnus, and vastus externus muscles: it contains the femoral vessels and the internal saphenous nerve. Called also *Canalis adductorius* (BNA). **Huschke's c.**, a passage formed by the union of the tubercles of the tympanic ring: it commonly disappears during the years of childhood. **Hyaloid c.**, the central canal of the vitreous. **Incisive c.**, a passage in the upper maxilla from the incisor foramina to the nasal fossa. **Incisor c.**, the anterior palatine canal. **Inferior dental c.** passes from the inferior dental foramen through the ramus, and proceeds through the body of the lower jaw-bone. **Infra-orbital c.**, a passage continuous with the infra-orbital groove on the orbital surface of the superior maxillary bone for the infra-orbital nerves and vessels. **Inguinal c.**, the passage for the spermatic cord (round ligament in the female) from the internal to the external abdominal ring. **Intestinal c.**, the intestine; that part of the alimentary canal which lies between the pylorus and the anus. **Intralobular biliary c.** See *Biliary intralobular c.* **Jacobson's c.**, one that opens upon the lower surface of the petrosa and contains Jacobson's nerve: called also *Tympanic c.* **Juice-c's**, the minute lymph-spaces which form the origin of the lymph-vessels. **Kovalevsky's c.**, the neurenteric canal. **Lacrimal c.** 1. The bony canal in which the nasal duct is lodged. 2. Any lacrimal canaliculus. **Loewenberg's c.**, the part of the cochlear canal above the membrane of Corti. **Malar c.**, a channel in the malar bone for the temporomalar branch of the superior maxillary nerve. **Mandibular c.** Same as *Inferior dental c.* **Maxillary c.**, the dental canal. **Median c.** 1. The central canal of the spinal cord. 2. The aqueduct of Sylvius. **Medullary c.**, the hollow, marrow-containing cavity of a long bone. **Membranous c.**, a canal in the cochlea which follows the turns of the lamina spiralis. **Membranous semicircular c's**, the three membranous canals (external, superior, and posterior) contained within the three bony semicircular canals of the labyrinth. **C. of the modiolus**, the spiral canal of the cochlea. **Nasal c.** 1. An occasional passage for the nasal nerve, or branches of it, in the nasal bone. 2. The lacrimal canal. **Nasolacrimal c.**, the lacrimal canal. **Nasopalatine c.**, a passage in the vomer for the nasopalatine nerve. **Nervous c.**, the medullary or cerebrospinal canal. **Neural c.**, an end-to-end passage in the epiblastic tissue of the embryo, developing into the cavity of the ventricles and central canal of the cord. **Neurenteric c. of Kovalevsky**, in the embryo, a passage from the posterior part of the medullary tube into the archenteron. **C. of Nuck**, a tubule of peritoneum in the young female, descending from the uterus into the inguinal canal: sometimes persistent. **Nutritive c.** Same as *Haversian c.* **Obturator c.**, a canal in the ilium which transmits the obturator nerve and blood-vessels. **Olfactory c.**, the nasal fossæ at an early stage of their embryonic development. **Omphalomesenteric c.**, a passage which connects the cavity of the intestine of the embryo with the umbilical vesicle. **Parturient c.**, the space from the fundus uteri to the vulvar outlet. **Pelvic c.**, a passage from the superior to the inferior strait of the pelvis. **Perivascular c.**, any lymph-space about a blood-vessel. **Petit's c.**, the space which encircles the periphery of the lens. **Petromastoid c.**, an occasional canal containing a vein, in the line of union between the petrous and mastoid bones. **Petrosal c's**, two passages for the large and small superficial petrosal nerves on the upper side of the petrous bone. **Pharyngeal c.** Same as *Pterygopalatine c.* **Plasmatic c.**, a Haversian canal. **Pore c., Porous c.**, an opening in the ovum conjectured to serve for the entrance of spermatozoids. **Portal c.**, a space within the capsule of Glisson and liver-substance containing the portal veins, branches of the hepatic vessels, and the hepatic duct.

Posterior alveolar c., one situated in the superior maxillary bone for the anterior superior dental nerve. **Posterior dental c's**, two or more canals in the upper maxillary bone for the superior posterior blood-vessels and nerves. **Posterior ethmoid c.**, in the frontal and ethmoid bones for the posterior ethmoid vessels. **Posterior palatine c.**, the passage for the descending palatine artery in the superior maxillary and palate bones. **Primitive c.**, the neural canal of the embryo. **Pseudostomatous c.**, any apparent passage in an endothelial layer terminating in a pseudostoma. **Pterygoid c.**, the Vidian canal. **Pterygopalatine c.**, a passage in the sphenoid and palate bones for the pterygopalatine vessels and pharyngeal nerve. **Pulmo-aortic c.** See *Ductus arteriosus*. **C's of Recklinghausen**, small lymph-channels in the connective tissue which are regarded as ultimate branches of the lymphatic vessels. **C. of Reissner**, the membranous canal of the cochlea. **C's of Rivinus**, the excretory ducts of the sublingual glands. **Rosenthal's c.**, the spiral canal of the modiolus. **Ruffed c.** Same as *Canal of Petit*. **Sacculocochlear c.**, one that connects the sacculus and the cochlea. **Sacculo-utricular c.** connects the sacculus and the utricle. **Sacral c.** runs from end to end of sacrum and transmits the sacral nerves. **Santorini's c.**, the duct of the lesser pancreas. **Saviotti's c's**, artificially formed slits between the glandular cells of the injected pancreas. **Schlemm's c.**, the circular canal at the junction of the sclera and cornea. **Semicircular c's**, the long canals of the labyrinth, some of them osseous, others membranous. **Seminal c.**, a seminiferous tubule. **Serous c.**, any minute lymph-vessel. **Sheathing c.**, the passage from the peritoneal cavity to the tunica vaginalis testis. **Small external palatine c.**, a passage for the external palatine nerve in the pyramidal process of the temporal bone. **Smaller palatine c.**, the posterior palatine canal. **Spermatic c.**, the inguinal canal of the male. **Sphenopalatine c.** See *Pterygopalatine c.* **Spinal c.**, the tube which contains the spinal cord. **Spinal medullary c.**, the central canal of the spinal cord. **Spiral c.**, the scala vestibuli, scala media, and scala tympani together. **Spiroid c.**, the Fallopian canal. **C. of Steno**, the duct of Steno. **C. of Stilling**, the hyaloid canal; also the central canal of the spinal cord. **Superior palatine c.**, a passage in the palatal and upper jaw bones for the palatine nerve and vessels. **Supra-orbital c.**, one of the upper margins of the orbit for the supra-orbital canal and nerve. **Tarsal c.**, a canal beneath the head of the abductor hallucis. **Temporal c.**, the temporomalar canal. **Temporomalar c.**, canal in the malar bone for the temporomalar branches of the superior maxillary nerve. **Tubotympanal c.**, the inner division of the first gill-cleft in the fetus; from it are derived the internal auditory passages. **Tympanic c.**, in the petrous bone for Jacobson's nerve, the tympanic branch of the glossopharyngeal. **Urethral c.**, the urethra or the structure which surrounds it. **Urogenital c's**, the embryonic structure formed by the combined lower ends of the Müllerian and Wolffian ducts. **Uterine c.**, the cavity of the uterus. **Uterocervical c.**, the canal of the cervix uteri. **Uticulosaccular c.**, a canal from the utricle, uniting with a similar canal from the saccule to form the ductus endolymphaticus. **Vaginal c.**, the space within the vagina. **Vector c.**, an oviduct. **Vertebral c.**, 1. The spinal canal. 2. Either passage for a vertebral artery in the transverse processes of the cervical vertebræ. **Vidian c.**, passage in the sphenoid bone for the Vidian artery and nerve. **Volkmann's c's**, passages in the subperiosteal layer of bones for the passage of blood-vessels, and communicating with the Haversian canals. **Vomerobasilar c.**, the canal at the junction of the vomer and sphenoid bone. **Vulvar c.**, the vestibule of the vagina. **Vulvo-uterine c.**, the vaginal canal. **C. of Wirsung**, the pancreatic duct. **Zygomaticotemporal c.**, the temporomalar canal.

Canalicular (kan-al-ik'u-lar). Resembling or pertaining to a canaliculus.

Canaliculization (kan-al-ik''u-liz-a'shun). The development of canaliculi, as in bone.

Canaliculus (kan-al-ik'u-lus) pl. *canalic'uli* [L.]. 1. Any small canal or channel; especially that from the punctum lacrimale to the lacrimal sac. 2. Any one of the minute canals extending to the lacunæ of a bone. **Haversian c.**, any one of a system of minute channels connected with each Haversian canal. **Mastoid c.**, a passage from the jugular fossa to the tympanicomastoid fissure for the auricular branch of the vagus.

Canalis (kan-a'lis) [L. for "canal"]. A canal. **C. adducto'rius**, Hunter's canal. **C. condyloi'deus**, posterior condyloid foramen. **C. fascia'lis**, the aqueduct of Fallopius. **C. hypoglos'si**, the anterior condyloid foramen. **C. nutric'ius**, the nutrient canal of a bone. **C. pharyn'geus**, the pterygopalatine canal. **C. pterygoi'deus**, the Vidian canal. **C. reu'niens**, a membranous structure beginning at the ductus cochlearis and extending to the sacculi of the ear: it is filled with endolymph. **C. spina'lis**, the spinal canal.

Canalization (kan''al-iz-a'shun). 1. The formation of canals, natural or morbid. 2. The surgical formation of holes or canals without tubes for wound-drainage.

Cancellated (kan'sel-la-ted). Having a lattice-like structure.

Cancellous (kan'sel-us). Of a reticular, spongy, or lattice-like structure: used mainly of bony tissue.

Cancellus (kan-sel'us) pl. *cancel'li* [L. a "lattice"]. A lattice-like bony structure.

Cancer (kan'ser) [L. for "crab"]. A malignant tumor made up chiefly of epithelial cells; carcinoma. See *Carcinoma*. **Adenoid c.**, a malignant tumor made up of or containing cylindric tubes lined with epithelium. **Alveolar c.**, carcinoma. **C. aquat'icus**, cancrum oris, or gangrenous stomatitis. **Aran's green c.**, malignant lymphoma of the orbit with severe leukemia and a tendency to form metastases by the lymphatics. **Black c.** Same as *Melanotic cancer*. **Branchiogenous c.**, a cancer originating in the superior cervical triangle, and supposed to be derived from a relic of an embryonal branchial cleft. **Chimney-sweeps' c.**, *soot-wart*; cancer of the scrotum due to soot-poisoning: soot-cancer. **Clay-pipe c.**, epithelioma of the lip due to the irritation caused by a pipe-stem. **Colloid c.** See *Colloma*. **Corset c.**, cancer en cuirasse. **Cystic c.**, carcinoma that has undergone cystic degeneration. **Dendritic c.** Same as *Papilloma*. **Dermoid c.**, a cancer containing nests and pegs of flat epithelium with colloid masses. **Encephaloid c.**, a soft cancer of brain-like consistence; encephaloma. **C. en cuirasse**, a cancer about the skin of the thorax. **Epithelial c.** See *Epithelioma*. **Hard c.**, one containing an excess of fibrous tissue. **Jacket c.**, cancer en cuirasse. **Lobstein's c.**, retroperitoneal sarcoma. **Medullary c.**, one made up largely of soft marrow-like cellular material. **Melanotic c.**, a malignant growth of a black or deeply pigmented color. **Rodent c.** Same as *Ulcer, Rodent*. **Scirrhous c.**, a hard or fibroid malignant growth; scirrhus. **Smokers' c.**, epithelioma of the lip due to irritation by the pipe-stem; also cancer

of the throat, ascribed to excessive smoking. **Soft c.**, an encephaloid or colloid cancer. **Solanoid c.**, one which resembles a potato in its texture. **Soot-c.** Same as *Chimney-sweeps' c.* **Tar-c.**, carcinoma caused by inflammatory irritation of fumes of tar. **Tubular c.**, a form of mammary cancer believed to arise from the mammary ducts. **Villous-duct c.**, cancer developed from a cyst with villous malignant growth. **Water-c.**, noma. **Withering c.**, scirrhous carcinoma.

Canceration (kan-ser-a'shun). The assumption of malignant qualities.

Cancerin (kan'ser-in). A white, crystalline ptomain, $C_8H_5NO_3$, from the urine in uterine carcinoma.

Cancerism (kan'ser-izm). The cancerous diathesis; a tendency to the development of malignant disease.

Canceroderm (kan'ser-o-derm). Numerous angiomas of large size seen on the chest and abdomen of cancer patients and thought to be connected with malignant growths. Called also *De Morgan spots.*

Cancerous (kan'ser-us). Of the nature of or pertaining to cancer.

Cancerphobia (kan-ser-fo'be-ah). A morbid fear of cancer.

Canchalagua (kant-shah-lah'gwah). The *Erythræ'a chilen'sis*, a South American tonic herb: used like gentian.

Cancriamœba macroglossa (kang-kri-am-e'bah mak-ro-glos'ah). A form of ameba said to act as a parasite in carcinoma.

Cancriform (kan'krif-orm). Resembling a cancer.

Cancroid (kan'kroid) [*Cancer* + Gr. εἶδος form]. 1. Resembling cancer. 2. A skin-cancer of a moderate degree of malignity.

Cancroin (kan'kro-in). A substance obtained from cancer, a supposed alexin against cancer-poison. Used hypodermically for cancer.

Cancrology (kang-krol'o-je) [*Cancer* + Gr. λόγος treatise]. The science and study of cancer.

Cancrum (kan'krum) [L.]. Canker. **C. na'si**, gangrenous rhinitis of children. **C. o'ris**, noma of the mouth, or gangrenous stomatitis, a disease of childhood, marked by the development of foul ulcers in the mucous membrane of the cheeks and lips. The disease is attended with great exhaustion, and death frequently ensues. **C. puden'di**, ulceration of the pudenda of a young child.

Candol (kan'dol). A dry malt extract.

Canella (kan-el'lah) [L.]. 1. A genus of trees; order *Canella'ceæ*. 2. The bark of *C. al'ba*, a West Indian tree, is a tonic, stimulant, and stomachic. Dose, 10–40 gr. (0.66–2.5 gm.).

Cane-sugar (kān-shug'ar). Saccharose or typical sugar derived from the sugar-cane, *Sac'charum officina'rum.*

Canine (ka'nīn) [L. *cani'nus*]. Of, pertaining to, or like that which belongs to, a dog.

Caniniform ka-nin'if-orm). Resembling a canine tooth.

Canities (kan-ish'e-ēz) [L.]. Grayness or whiteness of the hair.

Canker (kang'kur). Ulceration, chiefly of the mouth and lips.

Cannabene (kan'nab-ēn). A hydrocarbon, $C_{18}H_{20}$: with its hydrid, $C_{18}H_{22}$, it forms the volatile oil of hemp; poisonous.

Cannabin (kan'nab-in). (1) A resin; also (2) a hypnotic alkaloid and (3) a glucosid from cannabis. Dose of the alkaloid, 1–4 gr. (0.064–0.26 gm.). **C. tannate**, a hypnotic compound made by precipitating the glucosid cannabin with tannic acid. Dose, 2–25 gr. (0.13–1.6 gm.).

Cannabindon (kan-ab-bin'don). A red, syrupy liquid from cannabis indica: hypnotic. Dose, $\frac{1}{6}$–$1\frac{1}{2}$ gr.

Cannabinol (kan-nab'in-ol). An oil, $C_{21}H_{25}O.OH$, derivable from cannabis indica; said to be its most active principle.

Cannabinone (kan-nab'in-ōn). A poisonous alkaloidal resin from hemp: used as a hypnotic. Dose, 1–4 gr. (0.064–0.26 gm.).

Cannabis (kan'nab-is) [L.; Gr. κάνναβις]. Hemp; a genus of urticaceous plants. **C. in'dica**, a variety of common hemp preferred for medicinal uses. **C. sati'va**, the species which produces the ordinary hemp. The flowering tops contain a resin (*cannabin*) and a volatile oil, and are narcotic, anodyne, and antispasmodic in large doses, producing intoxication with mental exaltation. It is used in chronic spasmodic affections, such as asthma, whooping-cough, paralysis agitans, migraine, etc. Dose of *extract*, $\frac{1}{6}$–$\frac{1}{2}$ gr. (0.01–0.033 gm.); of *fluid extract*, 1–5 min. (0.065–0.32 c.c.); of *tincture*, 20 min.–1 fl. oz. (1.3–4 c.c.). See *Hemp.*

Cannabism (kan'nab-izm). A morbid state produced by misuse of cannabis.

Cannabitetanin (kan''nab-it-et'an-in). A powerfully convulsant alkaloid from cannabis.

Cannula (kan'u-lah) [L. dim. of *can'na* "reed"]. A tube for insertion into the body, its caliber being usually occupied by a trocar during the act of insertion. **Bellocq's c.**, a curved cannula for plugging the posterior nares for nosebleed. **Perfusion c.**, a double tube for running a continuous flow of liquid into and out of a cavity of the body.

Canon (kan'un). The metatarsal and metacarpal region of horses and cattle. **C. bone**, the metacarpal or metatarsal bone of horses and cattle.

Can-poisoning (kan). Poisoning from the eating of canned or tinned foods.

Canthal (kan'thal). Pertaining to a canthus.

Cantharíasis (kan-thar-i'as-is) [Gr. κάνθαρος beetle]. The presence of larvæ of beetles in the body.

Cantharidal (kan-thar'id-al). Containing or pertaining to cantharides.

Cantharidate (kan-thar'id-āt). Any salt of cantharidic acid.

Cantharides (kan-thar'id-ēz) [L. pl. of *can'tharis*]. Spanish flies. See *Cantharis.*

Cantharidin (kan-thar'id-in). The most important active principle, $C_{20}H_{24}O_8$, of cantharides. It occurs in crystalline form, has a bitter taste, and produces blistering of the skin.

Cantharidism (kan-thar'id-izm). A diseased condition induced by the misuse of cantharides.

Cantharis (kan'thar-is), pl. *canthar'ides* [L.; Gr. κάνθαρος beetle]. 1. A genus of beetles. 2. The blistering or Spanish fly, *Can'tharis vesicato'ria.* Cantharides are applied externally as powerful rubefacient and blistering agents; in moderate internal doses they are diuretic and stimulant to the urinary and reproductive organs: they are highly poisonous in large doses. Dose of the tincture, 1–20 min. (0.066–1.333 c.c.).

Canthectomy (kan-thek'to-me) [Gr. κανθός canthus + ἐκτομή excision]. Surgical removal of a canthus.

Canthitis (kan-thi'tis). Inflammation of a canthus or of the canthi.

Cantholysis (kan-thol'is-is) [Gr. κανθός canthus + λύσις a loosening]. Surgical division of the canthus of an eye or of a canthal ligament.

Canthoplasty (kan'tho-plas-te) [Gr. κανθός canthus + πλάσσειν to form]. Plastic surgery of the palpebral fissure, especially the section of a canthus to lengthen said fissure; also, the surgical restoration of a defective canthus. **Provisional c.**, canthotomy when performed as a temporary expedient or for the relief of blepharospasm.

Canthorrhaphy (kan-thor'af-e) [Gr. κανθός canthus + ῥαφή suture]. The suturation of the palpebral fissure at either canthus.

Canthotomy (kan-thot'o-me) [*Canthus* + Gr. τέμνειν to cut]. Surgical division of the outer canthus.

Canthus (kan'thus), pl. *can'thi* [L.; Gr. κανθός]. The angle at either end of the slit between the eyelids: the canthi are distinguished as an outer or temporal and inner or nasal.

Cantus galli (kan'tus gal'li) [L. "cock-crowing"]. Laryngismus stridulus.

Canula (kan'u-lah). See *Cannula.*

CaOC. Cathodal opening contraction.

Caoutchouc (koo'chook) [Fr.]. Gum-elastic or India rubber; the concrete juice of various trees and plants, such as *Sipho'nia elas'tica*, etc. It is a hydrocarbon, $C_{20}H_{32}$, soluble in chloroform, ether, and carbon disulphid.

Capacity (kap-as'it-e) [L. *capa'citas*, from *ca'pere* to take]. 1. Power or ability to hold, retain, or contain; ability to absorb; cubic extent. 2. Mental ability to receive, accomplish, endure, or understand. **Respiratory c.** 1. The capability of the blood to absorb oxygen from the lungs and carbon dioxid from the tissues. 2. The space within the lungs for the normal reception of air. **Thermal c.**, the amount of heat absorbed by a body in being raised 1° C. in temperature. **Vital c.**, the number of cubic inches of air a person can forcibly expire after a full inspiration.

Capelet, Capulet (kap'el-et, kap'u-let) [L. *capelle'tum*]. A swelling on the point of a horse's hock or on his elbow.

Capeline (kap'lin) [Fr.]. A cap-shaped bandage for the head or for the stump of an amputated limb.

Capiat (ka'pe-at) [L. "let it take"]. An instrument for removing foreign bodies from a cavity, as of the uterus.

Capillaire (kap-il-lair') [Fr.; L. *capilla'ris*]. The maiden-hair fern, *Adian'tum capil'lus ven'eris*: also a demulcent bechic syrup originally prepared from that fern.

Capillarectasia (kap''il-ar-ek-ta'se-ah) [L. *capilla'ria* capillaries + Gr. ἔκτασις distention]. Dilatation of capillaries.

Capillary (kap'il-la-re) [L. *capilla'ris* hair-like]. 1. Pertaining to or resembling a hair. 2. Any one of the minute vessels which connect the arterioles and the venules. **Lymph c's**, the most minute branchlets of the lymph-vessels.

Capilliculture (kap-il'le-kul-chur) [L. *capil'lus* hair + *cultu'ra* culture]. Treatment for the cure of baldness or the preservation of the hair.

Capillin (kap-il'in). A preparation of tannin, chloral, and resorcin: used for seborrhea.

Capital (kap'it-al). Of the highest importance; involving danger to life, as a capital operation.

Capitellum (kap-it-el'lum) [L. dim. of *ca'put* head.] An eminence on the distal end of the humerus, articulating with the radius.

Capitonnage (kap-it-o-nāzh') The operation of closing a cyst-cavity by applying sutures in such a way as to cause approximation of the opposing surfaces of the cavity.

Capitulum (kap-it'u-lum) [dim. of *ca'put* head]. A small head, or small, bony, articular eminence.

Capotement (kah-pōt-maw') [Fr.]. A splashing sound heard in the dilated stomach.

Cappa (kap'pah). A superficial layer of gray matter of the quadrigeminal body, situated just beneath the expansion of the optic tracts.

Caprate (kap'rāt). Any salt of capric acid.

Caprenalin (kap-re-nal'in). A proprietary preparation from suprarenal capsules: used as a hemostatic, astringent, and cardiac stimulant.

Capreolate, Capreolary (kap're-o-lāt, kap're-o-la-re). Tendril-shaped, like the spermatic vessels.

Caprin (ka'prin). Any one of the caprates of glyceryl, especially the glyceryl tricaprate, or tricaprin, $(C_{10}H_{19}O_2)_3$, from ordinary butter.

Caprizant (kap'ri-zant) [L. *cap'rizans*, from *ca'per* a goat]. Leaping or bounding like a goat. See *Pulse.*

Caproate (kap'ro-āt). Any salt of caproic acid.

Caproin (ka-pro'in). Any caproate of glyceryl, especially the tricaproate, $C_3H_5(O_6H_{13}O_2)_3$, called also tricaproin: it occurs in butter.

Caprone (kap'rōn). A volatile oil, $C_{11}H_{22}O$, derivable from oil of rue.

Caproyl (kap-ro'il). The hydrocarbon C_6H_{13}; hexyl.

Caproylamin (kap''ro-il-am'in). A poisonous ptomain, $C_6H_{15}N$, or hexylamin, from spoiled yeast and rancid cod-liver oil.

Caprylate (kap'ril-āt). Any salt of caprylic acid.

Caprylic acid (kap-ril'ik). See *Acid.*

Caprylin (kap'ril-in). Any caprylate of glyceryl, especially the tricaprylate: called also tricaprylin, $C_3H_5(CHO_2)_3$.

Capsalicin (kap-sal'is-in). A crystalline principle, $C_9H_{14}O_2$, from capsicum: it is a strong irritant.

Capsicin (kap'sis-in). 1. An acrid resin found in capsicum berries. Dose, $\frac{1}{8}$–$\frac{1}{4}$ gr. (0.008–0.016 gm.). 2. The camphor of capsicum. 3. A volatile alkaloid of capsicum.

Capsicol (kap'sik-ol). The volatile oil of capsicum.

Capsicum (kap'sik-um) [L.]. A genus of solanaceous plants of various species; cayenne- or red-pepper. The dried fruit of *C. fastigia'tum* is a rubefacient and local stimulant, used in neuralgia and rheumatism, as a gargle in tonsillitis and diphtheria, and internally in delirium tremens, dyspepsia, and malaria. Dose, 5–10 gr. (0.35–0.65 gm.); of the *fluid extract*, 1–2 min. (0.06–0.13 c.c.); of the *oleoresin*, 1 min. (0.065 c.c.); of the *tincture*, 1 dr. (4 gm.).

Capsotomy (kap-sot'o-me). Same as *Capsulotomy.*

Capsula (kap'su-lah) [L.]. The internal capsule.

Capsular (kap'su-lar). Pertaining to a capsule.

Capsulation (kap-su-la'shun). The enclosure of a medicine in a capsule.

Capsule (kap'sūl) [L. *cap'sula* a little box]. 1. Any capsular ligament. 2. A soluble case for enclosing a dose of medicine. 3. Any fibrous or membranous envelope, as of the spleen or kidney. **Adipose c.**, the sheath of fat which surrounds and supports the kidney. **Anterior c.**, that part of the capsule of the lens which covers its anterior surface. **Atrabiliary c's**, the suprarenal bodies. **Auditory c.**, the cartilaginous canal of the embryo which is developed into the external ear. **Bonnet's c.**, the posterior part of the sheath of the eyeball. **Bowman's c.**, the globular dilatation which forms the beginning of a uriniferous tubule within the kidney. **Cartilaginous c.**, any cavity in the matrix of a cartilage which contains cartilage-cells. **Crystalline c.**, the capsule of the eye-lens. **Devorative c.**, a soluble capsule

for containing a single dose of medicine. **External c.**, the layer of white fibers lying extrad to the lenticular nucleus. **Gerota's c.**, the perineal fascia. **Glisson's c.**, the sheath of connective tissue which envelops the hepatic artery and duct and the portal vein. **Internal c.**, a tract of nerve-fibers situated intrad to the lenticular nucleus. **C. of the lens,** a transparent sac which encloses the eye-lens. **Malpighian c.** Same as *Bowman's c.* **Müllerian c.** Same as *Bowman's c.* **Nasal c.**, a cartilaginous embryonic pouch whence the nose is developed. **Ocular c.**, Tenon's capsule. **Optic c.**, the embryonic structure whence the sclera is developed. **Periotic c.**, the tissue surrounding the auditory sacs in the embryo. **Posterior c.**, that part of the lens-capsule which covers its posterior surface. **Suprarenal c.**, a small organ in front of the upper part of either kidney. **Synovial c.**, an articular synovial membrane. **Tenon's c.**, the fibrous sheath that envelops either eyeball and forms its socket.

Capsulitis (kap-su-li'tis). The inflammation of a capsule, as that of the lens.

Capsulotome (kap-su'lo-tōm). A cutting-instrument used for incising the capsule of the lens.

Capsulotomy (kap-su-lot'o-me) [*Capsule* + Gr. τέμνειν to cut]. The slitting of a capsule, especially of that of the eye, as in a cataract-operation.

Captation (kap-ta'shun) [L. *capta'tio* seizure]. The first stage of hypnotism.

Captol (kap'tol) [L. *cap'ut* head + *o'leum* oil]. Tannochloral; a brown hygroscopic powder prepared from tannic acid and chloral. It is an antiseptic and astringent, and is used in scalp-diseases.

Caput (ka'put), pl. *cap'ita* [L.]. Any head or head-like structure. **C. co'li,** the cecum, or head of the colon. **C. cor'nu,** the expanded continuation of the dorsal horn of gray matter in the spinal cord. **C. gallinag'inis** [L. for "woodcock's head"], the verumontanum. **C. gelatino'sum.** Same as *C. coli.* **C. incunia'tum,** impaction of the fetal head during labor. **C. medu'sæ,** a peculiar appearance due to dilation from stasis of the cutaneous veins around the navel: seen mainly in newborn and in patients suffering with cirrhosis of the liver. **C. obsti'pum,** torticollis, or wry-neck. **C. quadra'tum,** the flattened, triangular head of rickets. **C. succeda'neum,** a swelling formed on the presenting part of the fetus during labor.

Caraate (kah-rah-aht'a). Mal de los pintos.

Caragheen (kar-ah-ghēn'). See *Chondrus.*

Caramel (kar'ah-mel). 1. A brown substance, $C_{12}H_{18}O_9$, obtained by heating sugar to 200° C. 2. A kind of confection, or bonbon.

Caranna (kar-an'nah). A resin from various trees of tropical America: now little used in medicine.

Carapa guianensis (kar-a'pah gwe-an-en'sis). A meliaceous tree of tropical America: its bark is an antispasmodic febrifuge; its seeds afford a fixed oil, considered to be an insecticide.

Caraway (kar'ah-wā). The umbelliferous plant *Ca'rum Ca'rui;* also its fruit or seed, which is aromatic, stimulant, and carminative. Its oil, etc., are official. **C. oil,** the volatile oil of the fruit of caraway. Dose, 1–10 min. (0.06–0.65 gm.). **C. water,** a mild carminative preparation of caraway oil. Dose, 1 dr. (4 gm.).

Carbamate (kar'bam-āt). Any salt of carbamic acid.

Carbamid (kar-bam'id). An isomer of urea, considered by some to be identical with it.

Carbasus (kar'bas-us) [L.; Gr. κάρπασος]. 1. An old name for lint, charpie, or cotton. 2. Canvas or surgical gauze. **C. carbola'ta,** carbolized gauze. **C. iodoforma'ta,** iodoform gauze.

Carbazotate (kar-baz'ot-āt). Any salt of picric acid: a picrate.

Carbenzol (kar-ben'zol). A distillate from mineral oils: used in parasitic skin eruptions.

Carbide (kar'bīd). A compound of a carbon with an element or radical.

Carbinol (kar'bin-ol). 1. Methyl alcohol. 2. Any aromatic or fatty alcohol formed by substituting one, two, or three hydrocarbon groups for hydrogen in the methyl radical.

Carbo (kar'bo) [L. for "charcoal"]. Charcoal. **C. anima'lis,** a variety prepared from bones and other animal matter: a decolorizing agent. **C. anima'lis purifica'tus,** purified animal charcoal. **C. lig'ni,** wood charcoal: deodorant, absorbent, and disinfectant. Dose, 1–2 fl. oz. (4–8 gm.).

Carbohemia, Carbohæmia (kar-bo-he'me-ah) [*Carbon* dioxid + Gr. αἷμα blood]. Imperfect oxidation of the blood.

Carbohemoglobin (kar"bo-hem-o-glo'bin). Hemoglobin compounded with carbon dioxid.

Carbohydrate (kar-bo-hi'drāt). Any compound made up of carbon in groups of six atoms and of hydrogen and oxygen in the proportion to form water. The carbohydrates include the *monosaccharids* (dextrose, levulose, galactose, and mannose), *disaccharids* (cane-sugar, lactose, maltose, and iso-maltose), *trisaccharids* (melitose and melezitose), and *polysaccharids* (starch, glycogen, dextrins, cellulose, lichenin, and gums).

Carbohydraturia (kar"bo-hi"dra-tu're-ah). Excess of carbohydrates in the urine.

Carbolate (kar'bo-lāt). 1. Any salt of carbolic acid. 2. To charge with carbolic acid.

Carbol-fuchsin (kar-bol-fook'sin). A histologic staining-fluid made by dissolving 1 part of fuchsin in 10 parts of alcohol, and adding 90 parts of the 5 per cent. aqueous solution of carbolic acid.

Carbolic acid (kar-bol'ik). See *Acid.*

Carbolize (kar'bol-īz). To treat with carbolic acid.

Carboluria (kar-bo-lu're-ah) [*Carbolic* + Gr. οὖρον urine]. The presence of carbolic acid in the urine.

Carbolxylene (kar-bol-zi'len). A mixture of 1 part of carbolic acid and 3 parts of xylene: used for cleaning microscopic sections.

Carbometer (kar-bom'et-er). An instrument used in determining the proportion of carbon dioxid present.

Carbon (kar'bon) [L. *car'bo, carbo'nium*]. A non-metallic tetrad element, found nearly pure in the diamond, and approximately pure in charcoal, graphite, and anthracite: symbol C, atomic weight 12. **C. dioxid,** CO_2, carbonic acid gas; with water it forms carbonic acid: when breathed nearly pure it causes death, either by a kind of drowning, or perhaps by the poisonous effects of the carbon monoxid which may be present. The gas has been used in whooping-cough and dysentary by injection into the rectum. **C. disulphid,** a poisonous liquid, CS_2, a counter-irritant and local anesthetic: valuable as a solvent. Dose, ½–1 min. (0.333–0.066 gm.). **C. monoxid,** a colorless and very poisonous gas, CO, formed by burning carbon with a scanty supply of oxygen. It is of great importance as a deoxidizer in metallurgy and the industrial arts. **C. oxysulphid,** a colorless gas, COS, uniting with air to form an explosive mixture. **C. tetrachlorid,** a colorless oily liquid, CCl_4: used as an anesthetic. **C. trichlorid,** a white solid, C_2Cl_6: a stimulant and local anesthetic.

Carbonaphtholic acid (kar"bo-naf-thol'ik). See *Acid.*

Carbonate (kar'bon-āt). Any salt of carbonic acid.

Carbonemia (kar-bon-e'me-ah) [*Carbon* + Gr. αἷμα blood]. The presence of carbon dioxid in the blood.

Carbonic acid (kar-bon'ik). See *Acid.*

Carbonize (kar'bon-īz). To char, or convert into charcoal.

Carbonol (kar'bo-nol). A proprietary antiseptic and deodorant.

Carbonometry (kar-bon-om'et-re) [*Carbon* + Gr. μέτρον measure]. Measurement of the amount of carbon dioxid exhaled with the breath.

Carbonyl (kar'bo-nil) [L. *car'bo* coal + Gr. ὑλή matter]. The hypothetic organic radical CO.

Carborundum (kar-bo-run'dum). A compound of carbon and silicon SiC, a substance which ranks next to the diamond in hardness.

Carbosapol (kar-bo-sa'pol). A carbolated soap; a strong disinfectant made of carbolic acid, 50 parts; yellow soda soap and soft potash soap, each, 25 parts.

Carbostyril (kar-bo-stir'il). Same as *Oxyquinolin.*

Carboxyhemoglobin (kar-box"e-hem-o-glo'bin). A combination of carbon monoxid and hemoglobin found in the blood after poisoning by carbon monoxid. It cannot be replaced by oxygen, and therefore checks the respiratory function of the red blood-corpuscles.

Carboxyl (kar-bok'sil). The radical, or group, CO_2H, occurring in nearly all organic acids.

Carbuncle (kar'bung-kl) [L. *carbun'culus* little coal]. 1. An inflammation of the subcutaneous tissue, terminating in a slough and in suppuration, and accompanied by marked constitutional symptoms. The swelling is at first covered by a tight, reddened skin, which later becomes thin and perforated by a number of openings discharging pus. This mass finally sloughs away, leaving an ulcerated excavation. 2. A whelk or lump on the face.

Carbuncular (kar-bung'ku-lar). Resembling or of the nature of a carbuncle.

Carbylamin (kar-bil-am'in). See *Isocyanid.*

Carcinelcosis (kar"sin-el-ko'sis) [Gr. καρκίνος cancer + ἕλκωσις ulceration]. Malignant or cancerous ulceration.

Carcinoma (kar-sin-o'mah), pl. *carcino'mata* [Gr. καρκίνωμα, from καρκίνος crab, cancer]. A malignant tumor or cancer; a new growth made up of epithelial cells and developing in epithelial tissues. **Acinous c.**, carcinoma having an acinous structure, and including encephaloid and scirrhus. **Acute c.**, encephaloid, or soft cancer. See *Cancer.* **Basal-celled c.**, carcinoma developing from the cells of the deepest layer of the superficial epithelium and retaining the character of those cells. **Chronic c.**, scirrhus or hard cancer. See *Scirrhus.* **Colloid c.**, carcinoma in which the cells have undergone colloid degeneration: called also *Gelatiniform c.* **Cylindric c.**, carcinoma in which the cells are cylindrical or nearly so. **Encephaloid c.**, cancer of a soft, brain-like structure, resembling scirrhous carcinoma, but having less connective tissue, larger alveoli, and more cells. **Epibulbar c.**, a carcinoma which starts at the edge of the cornea and spreads over the cornea and conjunctiva. **C. epithelia'le adenoi'des,** carcinoma forming in epithelial surfaces but made up of adenoid or gland-like forms. **Epithelial c.** See *Epithelioma.* **Erectile c.**, an encephaloid containing many blood-vessels: called also *Hematoid c.* **Gelatiniform c.** See *Colloid c.* **Glandular c.**, carcinoma in which the cells are of the glandular or secreting type. **Hematoid c.** See *Erectile c.* **Lenticular c., C. lenticula're,** scirrhous carcinoma of the skin with the formation of flattened papules and nodules, which run together, forming fungoid masses. **Lipomatous c.**, carcinoma containing much fat. **Melanotic c., C. melano'des,** encephaloid carcinoma which is blackened with melanin. **Osteoid c.**, carcinoma in which there is deposit of bone. **Periportal c.**, cancer of the liver, extending along and around the portal vessels. **Pultaceous c.**, encephaloid carcinoma whose alveoli have thick walls and a pulpy juice. **Scirrhous c.**, carcinoma with a hard structure composed of connective-tissue alveoli filled with masses of cells which have no vessels or interstitial substance: called also *Chronic c.* and *Hard c.* **Solanoid c.**, one having the consistence of raw potato. **Squamous c.**, carcinoma developed from squamous epithelium, and having cuboidal cells. **Tuberous c., C. tubero'sum,** scirrhous carcinoma of the skin with the formation of nodular projections.

Carcinomatoid (kar-sin-om'at-oid). Resembling carcinoma.

Carcinomatosis (kar-sin-o-mah-to'sis). The condition of being affected with carcinoma.

Carcinomatous (kar-sin-om'at-us). Pertaining to or of the nature of cancer; malignant.

Carcinomelcosis (kar"sin-o-mel-ko'sis) [Gr. καρκίνωμα cancer + ἕλκωσις ulceration]. A malignant or cancerous ulceration.

Carcinosis (kar-sin-o'sis). 1. A cancerous diathesis; tendency to the development of cancer. 2. A cancer or malignant tumor. **Miliary c.**, a form of carcinoma marked by the development of numerous nodules resembling miliary tubercles.

Cardamom (kar'dam-om) [L. *cardamo'mum;* Gr. καρδάμωμον]. The fruit of *Eletta'ria re'pens,* a plant of tropical Asia; a warm aromatic and carminative: used in colic and as a stomach tonic. Dose of the *infusion,* 1 fl. oz. (64 c.c.); of *tincture* or *compound tincture,* 1–2 fl. dr. (4–8 c.c.); of *aromatic powder,* 10 gr. (0.6 gm.).

Cardia (kar'de-ah) [Gr. καρδία heart]. The cardiac or esophageal orifice of the stomach.

Cardiac (kar'de-ak) [L. *cardi'acus,* from Gr. καρδιακός]. 1. Pertaining to the heart. 2. A cordial, or restorative medicine.

Cardiagra (kar-de'ag-rah) [Gr. καρδία heart + ἄγρα seizure]. Gout or pain of the heart.

Cardialgia (kar-de-al'je-ah) [Gr. καρδία heart + ἄλγος pain]. An uneasy or painful sensation in the stomach; heartburn.

Cardiameter (kar-de-am'et-er) [*Cardia* + Gr. μέτρον measure]. An apparatus for determining the position of the cardia by measuring the distance between the former and the incisor teeth.

Cardiamorphia (kar"de-am-or'fe-ah) [Gr. καρδία heart + α priv. + μορφή form]. Deformity or malformation of the heart.

Cardianastrophe (kar"de-an-as'tro-fe) [Gr. καρδία heart + ἀναστροφή reversal of position]. Congenital dislocation of the heart to the right side.

Cardianesthesia (kar"de-an-es-the'ze-ah) [Gr. καρδία heart + ἀναισθησία anesthesia]. Absence of sensation in the heart.

Cardiant (kar'de-ant). A drug or agent stimulating the heart.

Cardiataxia (kar"de-at-ak'se-ah) [Gr. καρδία heart + *Ataxia*]. Incoördination in the movements of the heart.

Cardiasthenia (kar"de-as-the'ne-ah) [Gr. καρδία heart + ἀσθένεια weakness]. Neurasthenic weakness of the heart.

Cardiataxia (kar"de-at-ak'se-ah) [Gr. καρδία heart + *Ataxia*]. Incoördination in the movements of the heart.

Cardicentesis (kar-de-sen-te'sis). Same as *Cardiocentesis.*

Cardiectasis (kar-de-ek'tas-is) [Gr. καρδία heart + ἔκτασις dilatation]. Dilatation of the heart.

Cardin (kar'din). An animal extract from ox's heart, prescribed in heart-diseases.

Cardinal (kar'din-al) [L. *cardina'lis*, from *car'do* a hinge]. Of primary or preëminent importance.

Cardio- (kar'de-o) [Gr. καρδία heart]. A prefix indicating relation to the heart.

Cardio-accelerator (kar''di-o-ak-sel'er-a-tor). Quickening the heart's action.

Cardio-aortic (kar''de-o-a-or'tik). Pertaining to the heart and the aorta.

Cardio-arterial (kar''de-o-ar-te're-al). Pertaining to the heart and the aorta.

Cardiocele (kar'de-o-sēl) [Gr. καρδία heart + κήλη tumor]. Protrusion of the heart through a fissure of the diaphragm or through a wound.

Cardiocentesis (kar''de-o-sen-te'sis) [Gr. καρδία heart + κέντησις puncture]. Surgical puncture of the heart, designed to relieve its enlargement or for the injection of a medicine.

Cardiodynia (kar''de-o-din'e-ah) [Gr. καρδία heart + ὀδύνη pain]. Pain in the heart.

Cardiogram (kar'de-o-gram) [Gr. καρδία heart + γράμμα mark]. A tracing produced by means of the cardiograph.

Cardiograph (kar'de-o-graf) [Gr. καρδία heart + γράφειν to write]. An instrument placed over the heart to indicate the force and form of the heart's movements.

Cardiohepatic (kar''de-o-hep-at'ik). Pertaining to the heart and the liver.

Cardio-inhibitory (kar''de-o-in-hib'it-o-re). Restraining or inhibiting the movements of the heart.

Cardiokinetic (kar''de-o-kin-et'ik). 1. Exciting the heart. 2. A remedy that excites the heart.

Cardiolith (kar'de-o-lith) [Gr. καρδία heart + λίθος stone]. A concretion or calculus within the heart.

Cardiolysis (kar-de-ol'is-is) [Gr. καρδία heart + λύσις solution]. An operation of freeing the pericardium from its adhesion to the sternal periosteum in adhesive mediastinopericarditis. It is done by resecting the ribs and the sternum over the pericardium.

Cardiomalacia (kar''de-o-mal-a'she-ah) [Gr. καρδία heart + μαλακία softness]. Morbid softening of the muscular substance of the heart.

Cardiomelanosis (kar''de-o-mel-an-o'sis). Melanosis of the heart.

Cardiometer (kar-de-om'e-ter) [Gr. καρδία heart + μέτρον measure]. An instrument used in estimating the power of the heart's action.

Cardiometry (kar-de-om'et-re). The estimation of the force of the heart's action.

Cardiomyoliposis (kar''de-o-mi-o-li-po'sis) [Gr. καρδία heart + μῦς muscle + λίπος fat]. Fatty degeneration of the heart muscle.

Cardioneural (kar''de-o-nu'ral). Pertaining to the heart and nervous system.

Cardiopaludism (kar''de-o-pal'u-dizm) [Gr. καρδία heart + *Paludism*]. Heart-disease due to malaria. It is marked by gallop-rhythm in the tricuspid area, intermittent heart-action, dilatation of the right heart, and reduplication of the diastolic sound.

Cardiopathy (kar-de-op'ath-e) [Gr. καρδία heart + πάθος suffering]. Any disorder or disease of the heart.

Cardiopericarditis (kar''de-o-per''e-kar-di'tis) [*Carditis* + *Pericarditis*]. Inflammation of the heart and pericardium together.

Cardiophone (kar'de-o-fōn) [Gr. καρδία heart + φωνή voice]. An instrument for making audible the sound of the heart-muscle.

Cardioplegia (kar''de-o-ple'je-ah) [Gr. καρδία heart + πληγή stroke]. 1. Paralysis of the heart. 2. Direct injury done to the heart, as by a blow.

Cardiopneumatic (kar''de-o-nu-mat'ik) [Gr. καρδία heart + πνεῦμα breath]. Of or pertaining to the heart and respiration.

Cardiopneumograph (kar''de-o-nu'mo-graf) [Gr. καρδία heart + πνεῦμα breath + γράφειν to record]. A machine which registers the cardiopneumatic movements.

Cardioptosis (kar''de-op-to'sis) [Gr. καρδία heart + πτῶσις falling]. Downward displacement of the heart. Sometimes called *Rummo's Disease*.

Cardiopulmonary (kar''de-o-pul'mon-a-re). Pertaining to the heart and lungs.

Cardiopuncture (kar''de-o-pungk'chur). Same as *Cardiocentesis*.

Cardiopyloric (kar''de-o-pi-lor'ik). Pertaining to the cardia and the pylorus.

Cardiorenal (kar''de-o-re'nal). Pertaining to the heart and the kidney.

Cardiorrhaphy (kar-de-or'af-e) [Gr. καρδία heart + ῥαφή suture]. The operation of suturing the heart-muscle.

Cardiorrhexis (kar''de-o-rek'sis) [Gr. καρδία heart + ῥῆξις rupture], Rupture of the heart.

Cardiosclerosis (kar''de-o-skle-ro'sis) [Gr. καρδία heart + σκληρός hard]. Fibroid induration of the heart.

Cardiospasm (kar'de-o-spazm). Spasm of the cardiac orifice of the stomach.

Cardiosphygmograph (kar''de-o-sfig'mo-graf). Same as *Cardiograph*.

Cardiovascular (kar''de-o-vas'ku-lar), Pertaining to the heart and blood-vessels.

Carditis (kar-di'tis) [Gr. καρδία heart + *-itis* inflammation]. Inflammation of the heart.

Cardivalvulitis (kar''de-val-vu-li'tis). Inflammation of the heart valves.

Cardol (kar'dol). 1. An irritant and vesicating oil, $C_{21}H_{30}O_2$, from the husks of the cashew-nut, the fruit of *Anacar'dium occidenta'le*. 2. Tribromsalol, $C_6H_4(OH)CO_2.C_6H_2Br_3$: an intestinal antiseptic, hypnotic, and analgesic agent. Dose, 8–30 gr. (0.5–2 gm.).

Carduus benedic'tus (kard'u-us). See *Cnicus*.

Caribi (kah-re'be). Epidemic gangrenous rectitis. See under *Rectitis*.

Carica (kar'ik-ah) [L. "fig"]. See *Papaw*.

Caricin (kar'is-in). Same as *Papain*.

Caricous (kar'ik-us) [L. *car'ica* fig]. Shaped like or resembling a fig.

Caries (ka're-ēz) [L. "rottenness"]. The molecular decay or death of a bone, in which it becomes softened, discolored, and porous. It produces a chronic inflammation of the periosteum and surrounding tissues, and forms a cold abscess filled with a cheesy, fetid, pus-like liquid, which generally burrows through the soft parts until it opens externally by a sinus or fistula. **Central c.**, a chronic abscess in the interior of a bone. **Dry c., C. sic'ca**, a form of tuberculous caries of the joints and ends of bones; rarefying osteitis. **C. fungo'sa**, a form of tuberculosis of a bone. **Necrotic c.**, a disease in which pieces of bone lie in a suppurating cavity. **Spinal c.**, Pott's disease; tuberculous osteitis of the vertebræ and of the intervertebral cartilages.

Cariesin (ka're-es-in). A medicinal preparation of carious bone.

Cariosity (ka-re-os'it-e). The quality of being carious.

Carious (ka're-us) [L. *cario'sus*]. Affected with or of the nature of caries.

Carissin (ka-ris'sin). A glucosid from the bark of *Caris'sa o'vata*: its action is like that of strophanthin.

Carlsbad salt (kahrlz'bahd). A salt prepared from a mineral spring at Carlsbad or imitative of it.

Carmalum (kar-mal'um). A stain: carmin, 1 part; alum, 10 parts; water, 100 parts.

Carmin (kar'min). A red coloring-matter derived from cochineal: used as a histologic stain. **C.-red**, a stain, $C_{11}H_{12}O_7$, derived from carmin. **Lithium-c.** See *Orth's lithium carmin*, under *Stains*.

Carminative (kar-min'ah-tiv) [L. *car'men* charm]. 1. Relieving flatulence. 2. A medicine which relieves flatulence and assuages pain. The chief carminatives are anise, caraway, cardamom, cajeput, chalk, cinnamon, cloves, coriander, dill, fennel, ginger, juniper, lavender, lime-water, nutmeg, peppermint, pimenta, spearmint, and sodium carbonate. **Dalby's c.**, a mild carminative opiate: used mainly for children in domestic treatment. Dose, ½–1 teaspoonful. **Dewees's c.**, mistura asafœtidæ et magnesiæ.

Carminic acid (kar-min'ik). See *Acid*.

Carminophil (kar-min'o-fil) [*Carmin* + Gr. φιλεῖν to love]. 1. Easily stainable with carmin. 2. A cell or other element that readily takes a stain from carmin.

Carnauba (kar-na-oo'bah) [Braz.]. A South American palm with a medicinal root, *Cor'ypha cerif'era*. **C. wax**, a kind of wax largely obtained from the above tree.

Carneous (kar'ne-us) [L. *car'neus*, from *ca'ro* flesh]. Fleshy.

Carniferrin (kar-nif-er'rin) [L. *ca'ro*, *car'nis* flesh + *fer'rum* iron]. A preparation of iron, phosphoric and sarcolactic acids: useful in anemia. Aggregate daily dose, 7 gr. (0.5 gm.).

Carniferrol (kar-ne-fer'ol). A preparation of meat-peptone and iron: a diuretic and stimulant.

Carnification (kar''nif-ik-a'shun) [L. *ca'ro* flesh + *fa'cere* to make]. The change of any other structure into flesh or a substance resembling it.

Carnin (kar'nin) [L. *ca'ro* flesh]. A leukomain, $C_7H_8N_4O_3$, derivable from meat-extract and from yeast. It is said to be poisonous.

Carnogen (kar'no-jen). A compound of fibrin and red bone-marrow: useful in wasting diseases. Dose, 1–2 tablespoonfuls.

Carnolin (kar'no-lin). A solution of 1.5 per cent. of formaldehyd in water: a disinfectant and food-preservative.

Carnose (kar'nōs). A dietetic meat-preparation: proprietary.

Carnosin (kar'no-sin). A base, $C_9H_{14}N_4O_3$, derived from Liebig's extract of meat.

Carnosity (kar-nos'it-e) [L. *carnos'itas* fleshiness]. Any abnormal fleshy excrescence.

Caro (ka'ro) [L.]. Flesh or muscular tissue.

Caroba (kah-ro'bah). See *Jacaranda*.

Carobin (kar'o-bin). One of the alkaloids of jacaranda.

Caroid (ka'roid) [L. *ca'ro* flesh]. A digestant preparation of papaw in the form of a white powder: said to be a vegetable pepsin,

Carolinium (kar-o-lin'e-um). A supposed element obtained from thorium oxid.

Carota (ka-ro'tah), pl. *caro'tæ*. Latin for *Carrot*.

Carotic (kar-ot'ik) [Gr. κάρος torpor]. Pertaining to or of the nature of carus, or stupor.

Carotid (kah-rot'id) [Gr. καρωτίς, from κάρος deep sleep]. 1. A principal artery of the neck. See *Arteries, Table of*. 2. Of or pertaining to a carotid artery.

Carotin (kar-o'tin). A coloring-matter from carrots and potatoes.

Carpain (kar-pa'in) [L. *car'ica papa'ya* the papaw]. An alkaloid from papaya: used like digitalis. Hypodermic dose, $\frac{1}{10}$–$\frac{1}{6}$ gr. (0.006–0.011 gm.).

Carpal (kar'pal) [L. *carpa'lis*]. Of or pertaining to the carpus, or wrist.

Carphology (kar-fol'o-je) [Gr. κάρφος chaff + λέγειν to collect]. The involuntary picking at the bedclothes seen in grave fevers and in conditions of great exhaustion.

Carpometacarpal (kar''po-met-ah-kar'pal). Pertaining to the carpus and metacarpus.

Carpopedal (kar-po-pe'dal) [*Carpal* + *Pedal*]. Affecting the carpus and the foot.

Carpoptosis (kar-pop-to'sis) [*Carpus* + *Ptosis*]. See *Wrist-drop*.

Carpus (kar'pus) [L. for "wrist"; Gr. καρπός]. The wrist; also, the eight carpal bones collectively: scaphoid, semilunar, cuneiform, pisiform, trapezium, trapezoid, os magnum, and unciform.

Carrageen (kar-rah-ghēn'). Irish moss. See *Chondrus*.

Carrefour sensitif (kahr-a-for sen-sit if) [Fr. "sensitive crossway"]. The last third of the posterior limbs of the internal capsule in the lowest part of the optostriate region.

Carron oil (kar'on). A liniment of linseed oil and lime-water: used for burns.

Carrot (kar'ut) [L. *caro'ta*]. The umbelliferous plant, *Dau'cus caro'ta*: its seed is diuretic and stimulant: used in dropsy, strangury, and amenorrhea. Dose, 30–60 gr. (2–4 gm.). The root is used in making poultices for ulcers.

Car-sickness (kar'sik-ness). An attack not unlike sea-sickness, induced by railway travel.

Carthamin (kar'tham-in). A coloring-matter, $C_{14}H_{16}O_7$, from safflower.

Carthamus (kar'tham-us) [L.]. A genus of composite-flowered plants. **C. tincto'rius** is the safflower, or bastard saffron: the flowers are diuretic, aperient, and diaphoretic. Dose of fl. ext. of florets, 5–20 min. (0.3–1.3 c.c.).

Cartilage (kar'til-ej) [L. *cartila'go*, pl. *cartila'gines*]. The gristle or white elastic substance attached to articular bone-surfaces and forming certain parts of the skeleton. Cartilage is a form of connective tissue composed of cells arranged in groups and buried in cavities (*C.-capsules*) in a homogeneous matrix. **Articular c.**, a thin layer of hyaline cartilage on joint-surfaces of bones. **Arytenoid c's**, pitcher-shaped cartilages of the back of the larynx, at the upper border of the cricoid cartilage. **Bone-c.**, ossein. **C.-bones**, those heavy bones which are formed by the ossification of a temporary cartilage. **C.-capsules**, the lining-membranes of the lacunæ of cartilage. **C.-cells, C.-corpuscles**, connective-tissue cells contained in the lacunæ of cartilage. **Cellular c.**, a variety composed almost entirely of cells: in mankind, it is found only in the chorda dorsalis of the embryo. **Central c.**, an opacity in the center of the lens. **Corniculate c.** Same as *C. of Santorini*. **Costal c's.**, those which connect the true ribs with the sternum. **Cricoid c.**, a ring-like cartilage forming the lower and back part of the cavity of the larynx. **Cuneiform c.**, a cartilage on either side in the aryteno-epiglottidean fold: called also *Cartilage of Wrisberg*. **Dentinal c.**, the substance that remains after the dissolving of the lime-salts of dentin in an acid. **Elastic c.** Same as *Reticular c.* **Ensiform c.**, the lowest piece of the sternum. **Epactal c's**, nodules of cartilage on the upper edge of the alar cartilages of the nose. **Epiphyseal c.**, that which is interposed between the epiphysis and the shaft of the bone: by its growth the bone

increases in length. **Fibro-c.** See *Fibrocartilage*. **Hyaline c.**, cartilage which has a granular or homogeneous matrix with little fibrous tissue. **Jacobson's c.**, a hyaline cartilage which supports Jacobson's organ. **Luschka's c.**, a small nodule of cartilage in the anterior part of the true vocal cord. **Meckel's c.**, that of the first branchial arch. **Minor c's, Sesamoid c's,** three or four small plates associated with the lower lateral cartilages of the nose. **Nasal c's** are five in number: the *lower* and *upper lateral* and the *septal*, besides the minor or sesamoid cartilages. **Ossifying c.** See *Temporary c.* **Palpebral c's,** the tarsal plates of the eyelids (not composed of true cartilage). **Parachordal c's,** the two cartilages at the sides of the occipital part of the notochord of the fetus. **Parenchymatous c.** Same as *Cellular c.* **Periotic c.**, an oval mass on each side of the upper surface of the fetal chondrocranium. **Permanent c.**, any cartilage which does not normally become ossified. **Reichert's c.**, the cartilage of the hyoid arch of the embryo, whence are developed the styloid process and adjacent structures. **Reticular c.** Same as *Yellow c.* **Santorini's c's,** the cornicula laryngis. **Sesamoid c's,** small cartilages in the lateral part of the wing of the nose. **Stratified c.**, fibrocartilage. **Synarthrodial c.**, a cartilage of a synchondrosis. **Tarsal c's,** the palpebral cartilages (so called). **Temporary c.**, any cartilage which is normally destined to become changed into a bone: called also *Ossifying c.* **Tendon-c.,** a form of embryonic cartilage by which tendons and bones are united. **Triticeous c.**, a cartilaginous or bony nodule often found in each of the two lateral thyrohyoid ligaments. **Vomeronasal c.** Same as *Jacobson's c.* **Weitbrecht's c.**, the interarticular fibrocartilage of the acromioclavicular joint. **Wrisberg's c.** See *Cuneiform c.* **Xiphoid c.** Same as *Ensiform c.* **Y-cartilage,** a Y-shaped cartilage in the acetabulum, joining the ilium, ischium, and pubes. **Yellow c.**, any cartilage of which the matrix is mainly a network of yellow fibers. For other varieties see *Fibrocartilage.*

Cartilagin (kar'til-aj-in). A principle found in cartilage, which is changed by boiling into chondrin.

Cartilaginification (kar''til-ad-jin''if-ik-a'shun). Change into cartilage.

Cartilaginoid (kar-til-aj'in-oid). Resembling cartilage.

Cartilaginous (kar-til-aj'in-us). Consisting of or of the nature of cartilage.

Carum (ka'rum). Latin for *Caraway.*

Caruncle (kar'ung-kl) [L. *carun'cula*, dim. of *ca'ro* flesh]. Any small fleshy eminence, whether normal or abnormal. **Lacrimal c.**, the red eminence at the inner angle of the eye. **Morgagnian c.**, the middle lobe of the prostate. **Urethral c.**, a small red growth on the mucous membrane of the urinary meatus in women.

Caruncula (kar-ung'ku-lah), pl. *carun'culæ*. Latin for *Caruncle.* **C. mammilla'ris,** the tuber olfactorium; the gray mass from which the middle root of the olfactory nerve arises. **Caruncula myrtifor'mes,** small elevations surrounding the vaginal orifice, supposed to be relics of the ruptured hymen. **C. sublingua'lis,** a little eminence on either side of the frenum of the tongue, at the apex of which is the opening of the duct of the sublingual gland.

Carvacrol (kar'vak-rol). A stimulant oil, $C_{13}H_{14}O$, obtainable from camphor, oil of caraway, savory, etc., having the taste and uses of creosote. **C. iodid.** See *Iodocrol.*

Carvene (kar-vēn') [L. *car'vi* caraway]. A terpene, $C_{10}H_{16}$, from oil of caraway.

Carvol (kar'vol). A light, fragrant oil, $C_{10}H_{14}O$, separated from the oil of caraway, cumin, dill, etc.

Caryin (ka're-in) [Gr. *κάρυον* nut]. A crystallizable principle obtainable from bark of a hickory tree (*Hico'ria*, or *Ca'rya tomentosa*) of North America.

Caryochrome, Caryocinesis, and most other words in *Caryo-*, see *Karyochrome, Karyokinesis*, etc.

Caryophyllin (kar''e-o-fil'in). A resin or camphor, $C_{10}H_{16}O$, from oil of cloves.

Caryophyllus (kar''e-o-fil'us) [Gr. *κάρυον* nut + *φύλλον* leaf]. Latin for *Clove.*

Caryoplasm. See *Karyoplasm.*

Casanthrol (kas-an'throl). A preparation of casein and a coal-tar product: used as a varnish in eczema, prurigo, and other skin-diseases.

Casca bark (kas'kah). See *Erythrophlæum.*

Cascanata (kas-kan-at'ah). A proprietary laxative preparation.

Cascara (kas-kar'ah). Spanish for *Bark.* Dose of extract, 5–10 gr. (0.32–0.65 gm.). **C. amar'ga** [Sp. for "bitter bark"], Honduras bark; the bark of *Picram'nia antides'ma*, a tree of tropical America: alterative and tonic. Dose of fluid extract, 15 min.–2 fl. dr. (1–8 gm.). **C. sagra'da** [Sp. for "sacred bark"], the bark of *Rham'nus purshia'na*, a shrub of the Pacific States of the United States. It is a stimulant laxative and cathartic, recommended for the treatment of chronic constipation. Dose of *fluid extract*, 10–20 min. (0.666–1.333 c.c.); of *extract*, 2–8 gr. (0.13–0.52 gm.).

Cascarilla (kas-kah-ril'lah). 1. The bark of *Cro'ton Elute'ria*, a small tree of tropical America: a tonic and aromatic stomachic. Dose in powder, 20–30 gr. (1.3–1.85 gm.). Its tincture and infusion are also prescribed. 2. A genus of rubiaceous trees allied to *Cincho'na:* the bark of *C. hexan'dra* is an unofficial cinchona substitute.

Cascarillin (kas-kah-ril'lin). A bitter, crystallizable principle, $C_{12}H_{18}O_4$, from cascarilla bark, slightly soluble in water.

Cascarin (kas-kar'in). A colorless, crystalline preparation from *Casca'ra sagra'da.* Dose, 1½–3 gr. (0.099–0.198 gm.); more correctly a glucosid from the same.

Casease (ka'se-ās) [L. *ca'seus* cheese]. A ferment derived from bacterial cultures, capable of dissolving albumin.

Caseation (ka-se-a'shun) [L. *ca'seus* cheese]. The precipitation of casein; also, cheesy degeneration; conversion into cheese-like matter.

Casein (ka'se-in) [L. *ca'seus* cheese]. The principal protein of milk and the basis of cheese. It is a white substance, soluble in dilute acids and alkalies, and resembles alkali-albumin, but contains more nitrogen. **Gluten-c.,** a form of casein from the seeds of various cereal plants; glutin. **C.-mercury,** a preparation of casein and mercuric chlorid, soluble in water: antiseptic. **C. saccharid,** a preparation of casein and sugar: used in making emulsions. **C.-sodium,** a nutrient preparation of casein and sodium hydrate. **Vegetable c.**, a protein contained in gluten and resembling casein.

Caseinogen (ka-se-in'o-jen) [*Caseïn* + Gr. *γεννᾶν* to produce]. A protein of milk, producing casein when acted upon by digestive ferments.

Caseinogenate (ka-se-in'o-jen-āt). A salt of caseinogen.

Caseo-iodin (ka''se-o-i'o-din). A white powder prepared from casein and iodin: used for goiter and myxedema.

Caseose (ka'se-ōs). A product of the digestion of casein.

Caseous (ka'se-us). Resembling cheese or curd See *Degeneration.*



Blood casts (some composed of disintegrated red blood-cells).

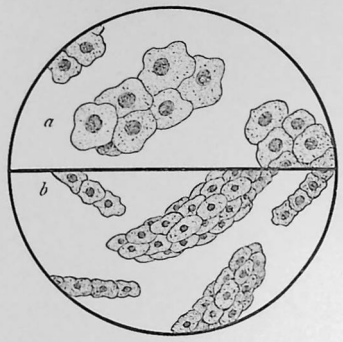

a. Squamous epithelium from the urine.
b. Epithelial casts.

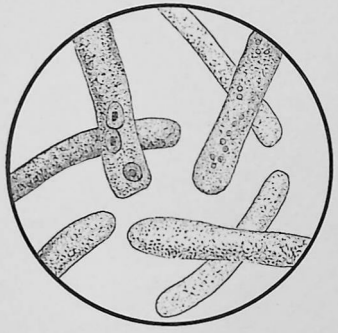

Hyaline casts.



Coarse and fine granular casts.



Cylindroids.



Waxy casts.

VARIOUS FORMS OF URINARY CASTS.
(Salinger and Kalteyer.)

Case-taking (kās′tak-ing). The collection of diagnostic, prognostic, and other professional memoranda.

Cashew-nut (kash′ew). The fruit of *Anacar′dium occidenta′le*, a tree of tropical America: its oil is used for leprosy, and is escharotic.

Cassareep, Cassarepe (kas′ar-ēp). A non-poisonous extract made by boiling the poisonous juice from the root of the plant cassava, *Jat′ropha Man′ihot*, of tropical America, where it is used as a condiment. It is antiseptic, and is used in diseases of the eye, such as corneal ulcers and purulent conjunctivitis.

Cassava (kas-sah′vah) [Sp. *casabe*]. 1. The plants *Man′ihot utilis′sima* and *M. ai′pi*; also the starch from their roots, which furnishes tapioca.

Casserian (kas-se′re-an). Discovered by or named from Giulio Casserio (1556–1616), an Italian anatomist: a term sometimes applied by error to the Gasserian ganglion.

Cassia (kash′e-ah) [L.; Gr. κασία]. A genus of leguminous trees and herbs. *C. acutifo′lia* and *C. elonga′ta*, of North Africa and South Asia, afford *senna*. *C. marilan′dica*, an herb of the United States, gives an inferior kind of senna. **C. bark**, trade name of Chinese cinnamon. See *Cinnamon*. **C. buds**, the unripe fruit of various species of *Cinnamo′mum*. **C. fis′tula**, a tree of the East Indies; also, the pulp of its laxative fruit. Dose, 1–12 dr. (4–50 gm.).

Cassumunar (kas-su-mu′nar). The root of *Zin′giber Cassumu′nar*, an East Indian plant closely allied to ginger: tonic, aromatic, and stimulant.

Cast (kast). A model of a hollow organ, as of a renal tubule or a bronchiole, formed of effused plastic matter. **Blood-c.**, a filament of coagulated fibrin in the urine, enclosing blood-corpuscles. **Decidual c.**, the fleshy mass discharged from the uterus at the time of rupture of an ectopic pregnancy. **Epithelial c.**, a urinary cast made up of columnar renal epithelium or of round cells. **False c.**, a cylindroid. **Fatty c.**, any cast made up of material loaded with fat-globules. **Granular c.**, a dark-colored renal cast of granular or cell-like substance, it being a degenerated form of a hyaline or waxy cast. **Hyaline c.**, a nearly transparent urinary cast made up of homogeneous proteid, but slightly refractive. **Külz's c.**, short hyaline or granular casts seen at the beginning and during the course of diabetic coma. **Mucous c.**, a cylindroid. **Pus c.**, a renal c. made up of fibrin containing leukocytes. **Renal c.**, a cylindriform body from the urine, derived from any of the collecting tubes of the kidney or from a loop of Henle. **Spiral c.**, a renal cast having a spiral or twisted shape. **Spurious c., Spurious tube-c.**, a cylindroid. **Tube-c.**, any cast of a renal tubule formed in a disease of the kidney. **Waxy c.**, one made up of a highly refractive, translucent, amyloid substance.

Castanea (kas-ta′ne-ah) [L.; Gr. κάστανον chestnut]. A genus of trees; the chestnuts; also, the leaves of *C. denta′ta*, the common chestnut-tree: used in whooping-cough. Dose of fluid extract, ½–2 dr. (2–8 gm.).

Castor oil (kas′ter). See under *Oil*.

Castoreum (kas-to′re-um) [L.]. A strong-smelling, brownish, concrete substance from the preputial follicles of the beaver, *Cas′tor fi′ber*. It is stimulant and antispasmodic: used in colic, hysteria, and the typhoid state. Dose, 10–50 gr. (0.65–3.24 gm.).

Castoria (kas-to′re-ah). A proprietary laxative preparation used in infancy and early childhood.

Castorin (kas′to-rin). A crystalline principle obtainable from castoreum.

Castrate (kas′trāt). 1. A person who has been castrated. 2. To remove the testicles.

Castration (kas-tra′shun) [L. *castra′tio*]. Removal of the testicles. **Female c.**, ovariectomy, or spaying.

Casual (kaz′u-al) [L. *casua′lis*]. 1. Pertaining to accidental injuries or to accidents. 2. An occupant of a casual bed in a hospital.

Casualty (kaz′u-al-te). An accident; an accidental wound; death or disablement from an accident.

Casumen (ka-su′men). A proteid food preparation made from casein.

Cata- [Gr. κατά down]. A prefix signifying *down, lower*, or *under*.

Catabasial (kat-ah-ba′ze-al) [Gr. κατά down + *Basion*]. Having the basion lower than the opisthion: used of certain skulls.

Catabiotic (kat″ab-i-ot′ik) [Gr. κατά under + βίος life]. Causing neighboring cells to be developed like those of the primary structures.

Catabolic (kat-ah-bol′ik). Pertaining to or due to catabolism; retrograde.

Catabolin, Catabolite (kat-ab′o-lin, kat-ab′o-līt). Any product of a catabolic process.

Catabolism (kat-ab′o-lizm) [Gr. κατά down + βάλλειν to throw]. Retrograde metamorphism, or destructive metabolism; passage of tissue material from a higher to a lower plane of complexity or specialization.

Catacausis (kat-ah-kaw′sis) [Gr. κατά down + καῦσις burning]. Spontaneous combustion.

Catacrotic (kat-ah-krot′ik). Exhibiting or marked by catacrotism.

Catacrotism (kat-ak′ro-tizm) [Gr. κατά down + κρότος beat]. That irregularity of the pulse in which the beat is marked by two or more expansions of the artery, and indicated on the tracing by one or more secondary elevations on the down-stroke.

Catadicrotic (kat″ah-di-krot′ik). Exhibiting or characterized by catadicrotism.

Catadicrotism (kat-ah-dik′ro-tizm) [Gr. κατά down + δίς twofold + κρότος stroke]. The occurrence of a double expansion or break in the down-stroke of the sphygmogram.

Catadidymus (kat-ah-did′im-us) [Gr. κατά down + δίδυμος twin]. A twin monstrosity fused into one in the lower parts.

Catadioptric (kat-ah-di-op′tric). Deflecting and reflecting light at the same time.

Catalase (kat′al-ās). An enzyme from tobacco leaves. It is believed to exist in many vegetable and animal tissues. It decomposes hydrogen peroxid.

Catalepsy (kat′ah-lep-se) [Gr. κατά down + λαμβάνειν to seize]. A nervous disease marked by attacks of total suspension of voluntary motion and of sensibility. The muscles become rigidly fixed, the body is cold and pale, the pulse and respiration are slow. The attacks last from a few minutes to several days.

Cataleptic (kat-ah-lep′tik). Pertaining to or affected with catalepsy; a person so affected.

Cataleptoid (kat-al-ep′toid). Resembling catalepsy.

Catalpa (kat-al′pah). A genus of bignoniaceous trees. *C. bignonioi′des*, of the United States, affords seeds used in asthma. Dose of tincture, 2 dr. (7.5 c.c.).

Catalysis (kat-al′is-is) [Gr. κατάλυσις dissolution]. Chemical decomposition produced by the mere presence of a substance which does not itself enter into the reaction.

Catalyst (kat′al-ist). Same as *Catalyzer*.

Catalytic (kat-al-it'ik) [Gr. καταλύειν to dissolve]. 1. Causing or pertaining to an alterative effect. 2. An alterative or specific medicine.

Catalyzer (kat'al-i-ser). A substance producing catalysis; a substance which hastens or strengthens a chemical or physical process.

Catamenia (kat-ah-me'ne-ah) [Gr. κατά along with + μήν month]. The monthly uterine discharge; menstruation, or the menses.

Catamenial (kat-ah-me'ne-al). Pertaining to the menses or to menstruation.

Catapasm (kat'ah-pazm) [Gr. κατάπασμα]. A powder to be applied or sprinkled upon the surface.

Cataphasia (kat-ah-fa'ze-ah) [Gr. κατά over + φάσις speech]. A speech-disorder in which the patient constantly or repeatedly utters the same word or phrase.

Cataphora (kat-af'o-rah) [Gr. καταφέρεσθαι to go to sleep]. Lethargy with intervals of imperfect waking; coma somnolentium.

Cataphoresis (kat''ah-fo-re'sis) [Gr. κατά across + φόρησις bearing]. The introduction of medicines through the unbroken skin by means of an electric current. **Anemic c.,** that in which the drug is confined in any particular part, as by compression with an Esmarch bandage.

Cataphoretic (kat-af-o-ret'ik). Of, or pertaining to, cataphoresis.

Cataphoria (kat-af-o're-ah) [Gr. κατά down + φέρειν to bear]. A downward turning of the visual axis.

Cataphoric (kat-ah-for'ik). Pertaining to cataphoresis or to cataphora.

Cataplasia (kat-ap-la'se-ah) [Gr. κατά down + πλάσσειν to form]. Revisionary metamorphosis; a form of atrophy in which the tissues revert to earlier and more embryonic conditions.

Cataplasm (kat'ah-plazm) [L. *cataplas'ma;* Gr. κατάπλασμα]. A poultice or soft external application, often medicated. **Emollient c.** See *Species, emollient.*

Cataplasma (kat-ap-laz'mah) [L. for *Cataplasm*]. **C. kaoli'ni,** a preparation of kaolin, glycerin, boric acid, thymol, methyl salicylate, and oil of peppermint: used as an antiphlogistic poultice and surgical dressing.

Cataract (kat'ah-rakt) [L. *catarac'ta,* from Gr. καταρηγνύναι to rush down]. An opacity of the crystalline eye-lens or of its capsule. **After-c.,** a recurrent capsular cataract. **Anterior polar c.** is seated at the center of the anterior capsule of the lens. **Arborescent c.,** one in which the opacity has a branched appearance. **Aridosiliquate c.** Same as *Siliquose c.* **Axial c.** Same as *Nuclear c.* **Axillary c.** Same as *Spindle c.* **Black c.,** one with a dark-colored opacity. **Calcareous c.,** one containing a chalky deposit. **Capsular c.,** one which consists of an opacity in the capsule. **Capsulolenticular c.,** that which is seated partly in the capsule and partly in the lens. **Caseous c., Cheesy c.,** a hypermature cataract which has undergone a cheesy degeneration. **Central c.,** opacity of the center of the eye-lens. **Complete c.,** that form which involves the whole lens. **Complicated c.,** cataract due to disease of other parts of the eye. **Congenital c.,** one which originates before birth. **Contusion c.,** one which is due to shock or to injury of the eyeball. **Cortical c.,** a stellate opacity in the cortical layers of the lens. **Diabetic c.,** one which occurs as a complication of diabetes. **Discission of c.,** the rupturing of the capsule, so that the aqueous humor may gain access to the lens. **Dry-shelled c.** Same as *Siliquose c.* **Fibroid c.,** a variety of capsular cataract which does not affect the lens. **Fluid c.,** a hypermature cataract in which the lens has become a milky fluid. **Fusiform c.,** a spindle-shaped opacity extending from the anterior to the posterior pole of the lens. **General c.,** a cataract in which the opacity affects both the cortex and nucleus of the lens. **Glassblowers' c.,** cataract in glassblowers, due to exposure to intense heat. **Glaucomatous c.,** opacity which is dependent upon an attack of glaucoma. **Green c.,** a greenish opacity, sometimes glaucomatous, and sometimes due to a slight lack of transparency in the media. **Hard c.,** one with a hard nucleus. **Hypermature c.,** one in which the lens has become either solid and shrunken or soft and liquid. **Immature c.** includes the incipient and intercurrent varieties, or any cataract which affects only a part of the lens or capsule. **Incipient c.,** any cataract in its early stages, or one which has sectors of opacity with clear spaces intervening. **Infantile c.,** a lamellar cataract of early childhood, commonly associated with rickets or convulsions. **Intumescent c.,** one with an opaque and swollen lens. **Lacteal c.** Same as *Fluid c.* **Lamellar c.,** opacity which affects certain layers only between the cortex and nucleus of the lens. **Lenticular c.,** opacity of the lens, not affecting the capsule. **Mature c.,** one in which the lens is completely opaque, and is separable from its capsule. **Membranous c.,** an originally fluid cataract which has become reduced to a pellicle by loss of water. **Milky c.** Same as *Fluid c.* **Mixed c.** Same as *General c.* **Morgagnian c.,** a fluid cataract with a hard nucleus. **Naphtalinic c.,** cataract caused by the injection of naphtalin. **Nuclear c.,** one in which the opacity is seated in the central nucleus of the lens. **Partial c.,** any cataract which affects only a part of the lens: it may be central or fusiform. **Perinuclear c.,** a disk-like opacity around the central nucleus of the lens. **Polar c.** See *Anterior polar c.* and *Posterior polar c.* **Posterior polar c.,** a capsular cataract with its seat at the center of the posterior capsule. **Progressive c.,** one which, if not removed, passes through three stages—the immature, the mature, and the hypermature, and becomes total. **Punctate c.,** one made up of a collection of dot-like opacities. **Pyramidal c.,** a conoidal anterior polar cataract with its apex pointing forward. **Ripe c.** Same as *Mature c.* **Sanguineous c.,** a blood-clot in the prepupillary opening. **Secondary c.,** a cataract that returns after it has once been removed by operation. **Sedimentary c.,** a soft c. in which the denser parts have gravitated downward. **Siliquose c.,** a c. in which there is absorption of the lens with calcareous deposit in the capsule, so that the atrophied lens resembles a silique. Called also *Dry-shelled c., Siliculose c.,* and *Cataracta aridosiliquata.* **Soft c.,** one with no hard nucleus. **Spindle-c.,** a cataract characterized by a spindle-shaped opacity reaching through the capsule in an anteroposterior direction. **Stationary c.,** opacity of the lens which does not increase in extent. **Stellate c.** See *Cortical c.* **Total c.,** one which involves and finally destroys the entire lens. **Traumatic c.,** cataract following an injury. **Tremulous c.,** one attended by a tremulous movement of the pupil and iris. **Unripe c.** Same as *Immature c.* **Zonular c.** 1. Same as *Lamellar c.* 2. One which involves the zonula.

Cataractous (kat-ar-ak'tus). Of the nature of cataract; affected with a cataract.

Cataria (kat-a're-ah) [L. for "catnip"]. The leaves and tops of *Nep'eta Cata'ria,* or catnip, a labiate plant: a carminative and mild nerve-stimulant. Dose of the infusion, 2 dr. (7.77 gm.).

Catarrh (kat-ahr') [L. *catar'rhus,* from Gr. καταῤῥεῖν to flow down]. Inflammation of a mucous membrane, with a free discharge; especially such inflammation of the air-passages of the head and throat. **Acute c.** is in two stages, the first dry, with a congested and swollen mucous membrane; the second moist, with abnormally free discharge of mucus, which is more or less altered in quality. **Atrophic c.,** chronic rhinitis with wasting of the mucous and submucous tissues. **Bronchial c.,** acute bronchitis. **Chronic c.** is of two kinds, the atrophic and the hypertrophic. **Endocervical c.,** endocervicitis. **Epidemic c.,** influenza, or grip. **Fruehjahr's c.,** vernal conjunctivitis. **Gastric c.,** gastritis. **Hypertrophic c.,** chronic catarrh which results in irregular, and sometimes papillary, thickening of the mucous and submucous tissues. **Intestinal c.,** endo-enteritis. **Laennec's c.,** a kind of asthmatic bronchitis, with viscous, pearly expectoration. **Nasal c.,** that which affects the nasal passages. **Pharyngeal c.,** pharyngitis with a moist or watery discharge. **Suffocative c.,** asthma. **Uterine c.,** endometritis. **Vesical c.,** cystitis with a discharge of mucus from the bladder.

Catarrhal (kat-ar'ral). Of the nature of or pertaining to catarrh.

Catastaltic (kat-as-tal'tik) [Gr. καταστaλτικός]. 1. Inhibitory; restraining. 2. An agent which tends to restrain or check any process.

Catastate (kat'as-tāt) [Gr. κατά down + ἱστάναι to stand]. A result of catabolism; any substance or condition resulting from a catabolic process.

Catastatic (kat-as-tat'ik). Of the nature of or pertaining to a catastate.

Catatonia, Catatony (kat-at-o'ne-ah, kat-at'o-ne) [Gr. κατά down + τόνος tension]. A progressive cerebral disorder in which the patient passes from melancholia to mania and thence to dementia and physical decay. The disease is attended with the symptoms of these various stages.

Catatricrotic (kat''ah-tri-krot'ik). Having a second and third expansion after the principal one: used of the descending wave of a pulse-trace, or of the pulse itself.

Catatricrotism (kat-ah-trik'ro-tizm) [Gr. κατά down + τρεῖς three + κρότος beat]. The quality of being catatricrotic.

Catatropia (kat-at-ro'pe-ah) [Gr. κατά down + τρέπειν to turn]. Same as *Cataphoria.*

Catechin (kat'ek-in). Catechuic acid; a crystalline principle, $C_{21}H_{20}O_9+5H_2O$, from catechu.

Catechu (kat'e-ku). A powerfully astringent extract from the wood of *Aca'cia Cat'echu:* used in diarrhea, and locally for sore throat, etc. Dose, 1–30 gr. (0.066–2 gm.); of *compound tincture,* 10–60 min. (0.666–4 c.c.); of *tincture,* 1 dr. (4 gm.); of *compound powder,* 20–40 gr. (1.25–2.5 gm.).

Catelectrotonus (kat''el-ek-trot'o-nus) [Gr. κατά down + *Electrotonus*]. Increase of irritability of a nerve or muscle when near the cathode.

Catenating (kat'en-a-ting) [L. *cate'na* a chain]. Forming part of a chain or complex of symptoms.

Catgut (kat'gut). Sheep's intestine prepared as a cord, asepticized and used as a ligature and in drainage. **Chromic c., Chromicised c.,** catgut sterilized and impregnated with chromic acid. **Formalin c.,** catgut impregnated with formalin by boiling in an alcohol-formalin solution. **Iodin c.,** catgut that has been immersed in a solution of iodin and iodid of potassium. **Silverized c.,** catgut impregnated with silver to give it increased strength and resisting qualities.

Catharsis (kath-ar'sis) [Gr. κάθαρσις]. A cleansing or purgation.

Cathartic (kath-ar'tik) [Gr. καθαρτικός]. 1. Purgative or causing purgation. 2. A medicine that quickens and increases the evacuation from the bowels and produces purgation. See *Purgative.*

Cathartin (kath-ar'tin). A bitter principle from senna and from jalap, and another from *Rham'nus cathar'ticus,* or buckthorn.

Catheter (kath'e-ter) [Gr. καθετήρ]. A tubular surgical instrument for discharging fluids from a cavity of the body or for distending a passage. **Bozeman's c.,** a double-current uterine catheter. **C. a demeure,** catheter that is held in position in the urethra. **Elbowed c.,** one with a sharp bend near the beak; used principally in cases of enlarged prostate. **Eustachian c.,** an instrument for extending the Eustachian tube and for treating diseases of the middle ear. **Faucial c.,** a Eustachian catheter to be used through the fauces. **Female c.,** a short catheter for the female urethra. **C.-fever,** a febrile attack due to injury in passing a catheter. **C.-gauge,** a plate with graduated perforations for measuring the diameter of catheters. **Gouley's c.,** a solid, curved instrument to be passed through a urethral stricture. **C.-life,** the condition in which a patient is more or less dependent on the use of a catheter for the discharge of his urine. **Lobster-tail c.,** one with three joints at the tip. **Mercier's c.,** a flexible c. elbowed at the end: used in hypertrophied prostate. **Nélaton's c.,** a catheter of soft India-rubber. **Prostatic.,** a c. having a short angular tip for passing an enlarged prostate. **Railway-c.,** a straight elastic catheter with an open end to be introduced with a filiform guide in cases of stricture. **Schrotter's c.,** a hard-rubber catheter of varying caliber, used for dilating laryngeal strictures. **Self-retaining c.,** a catheter so constructed as to be retained at will and effect a drainage of the bladder. **Two-way c.,** a form used in irrigation. **Winged c.,** a catheter with two projections on the end to retain it in the bladder.

Catheterism, Catheterization (kath'et-er-izm, kath''et-er-iz-a'shun). The employment or passage of a catheter.

Cathisophobia (kath-is-o-fo'be-ah) [Gr. καθίζειν to sit down + φόβος fear]. See *Akathisia.*

Cathodal (kath-o'dal). Of or pertaining to the cathode. **C. closure clonus** (CCCl), clonic muscular contraction occurring at the cathode when the electric circuit is closed. **C. closure contraction** includes cathodal closure clonus and cathodal closure tetanus. **C. closure tetanus** (CCTe), tetanic muscular contraction occurring at the cathode when the electric circuit is closed. **C. opening clonus** (COCl), clonic muscular contraction taking place in the muscles at the cathode when the circuit is opened or broken. **C. opening contraction** includes cathodal opening clonus and cathodal opening tetanus. **C. opening tetanus** (COTe), tetanic muscular contraction taking place at the cathode when the electric current is opened or broken.

Cathode (kath'ōd) [Gr. κατά down + ὁδός way]. The negative electrode or pole of a galvanic circuit; the electrode through which a current leaves a nerve or other substance.

Cathodograph (kath-od'o-graf). A skiagram.

Catholicon (kath-ol'ik-on) [Gr. "universal"]. A panacea or universal medicine.

Cation (kat'e-on) [Gr. κατιών descending]. The element which passes to the cathode in electrolysis; an electropositive element (opposed to *Anion*).

Cativi (kat-e've). A parasitic skin disease of Central America.

Catlin, Catling (kat'lin, kat'ling). A long, straight, sharp-pointed knife used in amputations.

Catnep, Catnip (kat'nep, kat'nip). See *Cataria.*

Catophoria (kat-o-fo′re-ah). See *Katotrophia*.

Catoptric (kat-op′trik) [Gr. κατοπτρικός]. Pertaining to a mirror or to reflected light. See *Test*.

Catoptrics (kat-op′triks). That branch of physics treating of reflected light.

Catoptroscope (kat-op′tro-skōp) [Gr. κάτοπτρον mirror + σποπεῖν to view]. An instrument for examining objects by reflected light.

Catotrophia. See *Katotrophia*.

Catramin (kat-ram′in). A terebinthinate essential oil: stimulant, diuretic, and expectorant.

Cat's ear (kats′ēr). A deformed ear resembling that of a cat.

Cat's eye, Amaurotic. Glioma of the retina.

Cat's purr (kats′pur). A purring heart-sound indicative of valvular disease.

Cattle-plague. See under *Plague*.

Cauda (kaw′dah) [L. "tail"]. Any tail-shaped appendage. **C. cerebel′li,** the vermiform process of the cerebellum. **C. epididym′idis,** a tail-like part of the epididymis. **C. equi′na** [L. "horse's tail"], the aboral termination of the spinal cord, consisting of the aggregated sacral and coccygeal nerves. **C. hel′icis,** the inferior and dorsal parts of the helix of the ear. **C. pancre′atis,** a slender extension of the pancreas toward the left. **C. stria′ti,** the narrow portion of the nucleus caudatus.

Caudad (kaw′dad). In a caudal direction; toward a cauda or tail.

Caudal (kaw′dal). Of or pertaining to a cauda.

Caudate (kaw′dāt) [L. *cauda′tus*]. Having a tail.

Caudatolenticular, Caudolenticular (kaw-da″-to-len-tik′u-lar, kaw″do-len-tik′u-lar). Pertaining to the caudate and lenticular nuclei of the striatum.

Caudatum (kaw-da′tum) [L.]. The nucleus caudatus.

Caudex (kaw′dex), pl. *cau′dices* [L.]. A stem or stem-like part. **C. cer′ebri,** the crura cerebri.

Caudiduct (kaw′de-dukt) [L. *cau′da* tail + *du′cere* to draw]. To draw in a caudal direction.

Caudocephalad (kaw-do-sef′al-ad) [L. *cau′da* tail + Gr. κεφαλη head + *ad* toward]. Both caudad and cephalad.

Caul (kawl). 1. The great omentum, or epiploon. 2. A piece of amnion which sometimes envelops a child's head at birth.

Cauliflower excrescence (kaw′lif-lowr). A form of epithelioma of the cervix uteri.

Caulophyllin (kaw-lo-fil′lin). A resinous precipitate obtained from *Caulophyl′lum thalictroi′des*. Dose, 2–5 gr. (0.13–0.324 gm.).

Caulophyllum (kaw-lo-fil′lum) [Gr. καυλός stem + φύλλον leaf]. The rhizome and roots of *C. thalictroi′des*, a North American berberidaceous plant. It is sedative, diaphoretic, and antispasmodic. Dose, 5–30 gr. (0.324–1.444 gm.).

Caumesthesia (kaw-mes-the′ze-ah) [Gr. καῦμα burn + αἴθησις sensation]. A condition in which, with a low temperature, the patient experiences a sense of burning heat.

Causal (kaw′zal). Pertaining to a cause; directed against a cause.

Causalgia (kaw-zal′je-ah) [Gr. καυσός heat + ἄλγος pain]. A neuralgia characterized by intense local sensation, as of burning pain.

Cause (kawz) [L. *cau′sa*]. That which brings about any condition or produces any effect. **Constitutional c.,** one which resides within the body and is not local. **Exciting c.,** one which leads directly to an attack of disease. **Immediate c.,** an exciting cause that is not remote or secondary; any cause which is operative at the beginning of an attack. **Local c.,** one which is not general or constitutional. **Predisposing c.,** anything which renders a person liable to an attack of disease without actually producing it. **Primary c.,** the principal or original cause of an attack. **Proximate c.,** that which immediately precedes and produces a disease. **Remote c.,** any cause which is not immediate in its effect; a predisposing, secondary, or ultimate cause. **Secondary c.,** one which helps to bring on an attack of disease. **Specific c.,** a cause which will produce some special or specific disease. **Ultimate c.,** one which may be considered the original cause in point of time; the most remote cause.

Caustic (kaws′tik) [L. *caus′ticus*; Gr. καυστικός]. 1. Burning or corrosive; destructive to living tissues. 2. Having a burning taste. 3. An escharotic or corrosive agent. **Landolfi's c.,** a compound containing chlorids of antimony, bromin, gold, and zinc. **Lugol's c.,** one part each of iodin and potassium iodid dissolved in two parts of water. **Lunar c.,** silver nitrate. **Mitigated c.,** silver nitrate diluted with potassium nitrate. **Rousselot's c.,** a caustic containing red mercuric sulphid, burnt sponge, and arsenous acid. **Vienna c.,** caustic potash with lime.

Causticize (kaws′tis-īz). To render caustic.

Cauter (kaw′ter) [Gr. καυτήρ]. A metallic instrument to be heated and used in actual cautery.

Cauterant (kaw′ter-ant). 1. Any caustic material or application. 2. Caustic.

Cauterization (kaw″ter-iz-a′shun). The application of a cautery or caustic.

Cautery (kaw′ter-e) [L. *caute′rium*; Gr. καυτήριον]. 1. The application of a caustic substance or of a hot iron. 2. A substance or hot iron used in cauterization. **Actual c.** 1. Fire, a lens, a red-hot iron, or the moxa, used as a cauterizing agent. 2. The application of an agent that actually burns the flesh. **Button-c.,** an iron disk with a handle, to be used as a cauter. **Corrigan's c.,** a form of button-cautery. **Dento-electric c.,** a form of galvanocautery for dentists' use. **Galvanic c.** See *Galvanocautery*. **Gas-c.,** cauterization by means of a specially arranged jet of burning gas. **Paquelin's c.,** a platinum point for use in cauterizing, hollow and filled with platinum sponge, through which a heated hydrocarbon vapor is blown. **Potential c.,** cauterization by an escharotic without applying heat. **Solar c.,** c. by means of the rays of the sun concentrated with a lens or mirror. **Steam-c.** See *Atmocausis*. **Virtual c.** Same as *Potential c.*

Cava (ka′vah) [L.]. A vena cava.

Caval (ka′val). Pertaining to a vena cava.

Cavalry-bone (kav′al-re). An occasional bony formation in the adductor magnus femoris or its tendon; riders' bone.

Cavascope (kav′as-kōp) [L. *ca′vum* hollow + Gr. σκοπεῖν to view]. An instrument for illuminating and examining a cavity.

Caverniloquy (kav-er-nil′o-kwe) [L. *caver′na* cavity + *lo′qui* to speak]. The low-pitched pectoriloquy indicative of a cavity.

Cavernitis (kav-er-ni′tis). Inflammation of the corpus cavernosum.

Cavernoma (kav-er-no′mah), pl. *cavernoma′ta*. Cavernous angioma; a vascular tumor with large blood-filled spaces. **C. lymphat′icum,** Same as *Lymphangoma cavernosum*.

Cavernous (kav′er-nus) [L. *caverno′sus*]. Containing caverns or hollow spaces.

Cavitary (kav′it-a-re). 1. Characterized by the presence of a cavity or cavities. 2. Any entozoon with a body-space or alimentary canal.

Cavatine (kav′at-ēn). A solution of trinitrocellulose in methyl alcohol which forms an insoluble varnish used for painting the pulp cavity of a tooth preparatory to filling it.

Cavitis (ka-vi′tis). Inflammation of a cava; celophlebitis.

Cavity (kav′it-e) [L. *ca′vus* hollow]. Any hollow place or space; especially a space within the body or in one of its organs. **Abdominal c.,** the space within the peritoneum and abdominal walls. **Amniotic c.,** the closed sac between the embryo and the amnion, containing the liquor amnii. **Ankyroid c.,** the descending cornu of the lateral ventricle. **Cotyloid c.,** the acetabulum. **Cranial c.,** the hollow within the skull. **Digital c.,** the posterior cornu of the lateral ventricle. **Glenoid c.,** a cavity in the head of the scapula for articulation with the humerus. **Lymph-c's,** the larger lymph-spaces and cisterns. Some writers regard all the serous and Synovial cavities as lymph-cavities. **Mastoid c.,** a large space sometimes formed by the coalescence of the mastoid cells; also the mastoid antrum. **Pelvic c.,** the space within the walls of the pelvis. **Pericardiac c.,** the space between the heart and pericardium. **Peritoneal c.,** the space between the visceral and parietal peritoneum. **Pleuroperitoneal c.,** the cœlom, or body-cavity. **Preperitoneal c.,** the loose subperitoneal tissue in front of the bladder. **Pulp c.,** the hollow in a tooth containing the dental pulp. **Retzius' c.,** the preperitoneal cavity. **Rosenmüller's c.,** a depression on either side of the pharyngeal opening of the Eustachian tube. **Segmentation c.,** the cavity formed in a fertilized ovum by segmentation; the blastocele. **Serous c.,** any cavity, like that enclosed by the peritoneum or pleura, not communicating with the external atmosphere, and secreting serum; some writers consider these cavities as large lymph-spaces. **Sigmoid c.,** either of the two depressions (greater and lesser) in the head of the ulna for articulation with the humerus and radius; also a depression at the distal end of the radius for its articulation with the ulna. **Somatic c.,** the celom. **Splanchnic c.,** one of the three great cavities of the body—cranium, chest, and abdomen. **Subgerminal c.** 1. The yolk-cavity or space beneath the germ in the early ovum. 2. The segmentation-cavity, or blastocele. **Thoracic c.,** that part of the body-cavity situated cephalad from the diaphragm. **Visceral c.,** the cavity of the body containing the viscera. **Yolk-c.,** the open space found within the yolk.

Cavovalgus (ka-vo-val′gus). Cavus complicated with valgus.

Cavum (ka′vum) [L. "a hollow"]. Any open space or cavity. **C. abdom′inis,** the abdominal cavity. **C. medula′re,** the medullary cavity of a bone. **C. o′ris,** the cavity or hollow of the mouth **C. pel′vis,** the pelvic cavity. **C. Ret′zii,** the space formed when the fold of the peritoneum in front of the bladder is raised by distention of the bladder. **C. thora′cis,** the thoracic cavity. **C. tym′pani,** the cavity of the tympanum.

Cavus (ka′vus). Same as *Talipes cavus*.

Cayaponin (ka-yah-po′nin). A purgative alkaloid from *Cayapo′nia globulo′sa*, a cucurbitaceous plant of South America. Dose, 1 gr. (0.06 gm.).

Cayenne pepper (kah-yen′). Same as *Capsicum*.

Cayor-worm. See *Ochromyia*.

Cc., c.c. An abbreviation for *cubic centimeter*.

CCC. An abbreviation for cathodal closure contraction.

Ccm., c.cm. An abbreviation for cubic centimeter.

CCTe. Abbreviation for cathodal closure tetanus.

Cd. Symbol of cadmium.

Ce. Symbol of cerium.

Ceanothin (se-an-o′thin). A purgative extractive from *Ceanothus Americanus:* used in dysentery, syphilis, etc. Dose, 1-2 gr. (0.065–0.13 gm.).

Cearin (se′ah-rin) [*Ceara* a place-name]. A mixture of carnauba wax, 25 parts, with ceresin, 75 parts: used in ointments.

Ceasmic (se-as′mik) [Gr. κέασμα chip]. Characterized by the persistence after birth of embryonic fissures.

Cebocephalia (se″bo-sef-a′le-ah) [Gr. κῆβος monkey + κεφαλή head]. A monkey-like deformity of the fetal head with absence of the nose.

Cebocephalus (se-bo-sef′al-us). See *Cebocephalia*. A monster fetus with defective nose and the eyes close together.

Cecal, Cæcal (se′kal) [L. *cæcal′is*]. 1. Ending in a blind passage. 2. Pertaining to the cecum.

Cecectomy, Cæcectomy (se-sek′to-me) [*Ce′cum* + Gr. ἐκ out + τομή a cutting]. Surgical removal of a part of the cecum.

Cecitis, Cæcitis (se-si′tis). Inflammation of the cecum.

Cecostomy, Cæcostomy (se-kos′to-me) [*Ce′cum* + Gr. στόμα mouth]. The surgical creation of an artificial anus leading into the cecum.

Cecum, Cæcum (se′kum) [L. *ce′cum* blind, blind gut]. 1. The dilated intestinal pouch into which open the ileum, the colon, and the appendix vermiformis. 2. Any blind pouch or cul-de-sac. **C. vestib′uli,** the lower blind end of the scala vestibuli.

Cedar (se′dar) [L. *ce′drus*; Gr. κέδρος]. A name for many trees, principally coniferous trees of the genera *Ce′drus*, *Junip′erus*, and *Cupres′sus*, etc.; but misapplied also to trees of the genus *Cedre′la*, etc. **C.-oil.** 1. An oil from *Junip′erus oxyce′drus:* used by the ancients in embalming, and in preserving books. 2. The volatile oil of *Junip′erus Virginia′na:* used in microscopy as a clarifying agent. 3. A volatile oil distilled from the leaves of *Cedronel′la triphyl′la*, a labiate plant of Europe.

Cedar-wood oil (se′dar). A volatile oil from the wood of *Cedre′la odora′ta*, a tree of tropical America.

Cedrela (sed-re′lah). A genus of trees of the order *Cedrela′ceæ*, mostly tropical, and misnamed cedar. *C. febrif′uga*, of Java, and other species, have valuable medicinal qualities.

Cedrene (sed′rēn). A terpene from the oil of red cedar; also any terpene of the same composition with it.

Cedrin (se′drin). A bitter principle, in yellow crystals, from the seeds of *Sima′ba Ce′dron:* febrifuge.

Cedron (se′dron). A tree of tropical America, *Sima′ba Ce′dron:* the seeds are locally used in medicine and the wood is febrifugal. Dose of rasped wood, 10–30 gr. (0.65–1.94 gm.).

Cedronella (sed-ro-nel′ah). A genus of fragrant labiate plants growing in Europe and North America: antispasmodic and carminative.

Celandine (sel′an-dīn). See *Chelidonium*.

Celarium (se-la′re-um). See *Cœlarium*.

Celastrin (se-las′trin). A crystalline substance obtainable from *Celas′trus scan′dens:* said to be poisonous.

Celastrus scandens (se-las′trus). The staff-tree, bittersweet or waxwork; a climbing shrub of the United States; diaphoretic, emetic, and alterative. Dose of fluid extract, 1–2 dr. (3.89–7.8 c.c.).

-cele (sēl) [Gr. κήλη hernia]. A suffix signifying a tumor or swelling.

Celenteron (se-len′ter-on). See *Archenteron*.

Celerina (sel-e-ri′nah). A proprietary nerve-medicine, said to contain celery, coca, kola, etc.

Celery (sel′er-e). See *Apium*.

Celiac, Cœliac (se′le-ak) [Gr. κοιλία belly]. Pertaining to the abdomen.

Celialgia, Cœlialgia (se-le-al′je-ah) [Gr. κοιλία belly + ἄλγος pain]. Pain in the abdomen.

Celiectasia (se″le-ek-ta′ze-ah) [Gr. κοιλία belly + ἔκτασις distention]. Excessive size of the abdominal cavity.

Celiectomy (se-le-ek′to-me) [Gr. κοιλία belly + ἐκτομή excision]. Surgical removal of any abdominal organ.

Celiogastrotomy (se″le-o-gas-trot′o-me) [Gr. κοιλία belly + γαστήρ stomach]. The opening of the stomach through an abdominal section.

Celiohysterectomy (se″le-o-his-ter-ek′to-me) [Gr. κοιλία belly + *Hysterectomy*]. Excision of the uterus by an abdominal incision; the Porro-Cesarean section.

Celiohysterotomy (se″le-o-his-ter-ot′o-me) [Gr. κοιλία belly + *Hysterotomy*]. Opening of the uterus by an abdominal incision; Cesarean section.

Celiomyalgia (se″le-o-mi-al′je-ah). Same as *Myocelialgia*.

Celioparacentesis (se″le-o-par-ah-sen-te′sis) [Gr. κοιλία belly + *Paracentesis*]. Paracentesis of the abdomen.

Celiopyosis (se″le-o-pi-o′sis) [Gr. κοιλία belly + *Pyosis*]. Suppuration in the abdominal cavity.

Celioscope (se′le-o-skōp) [Gr. κοιλία hollow + σκοπεῖν to examine]. An instrument for illuminating and examining body-cavities.

Celioscopy, Cœlioscopy (se-le-os′ko-pe). Examination of the peritoneal cavity by filling it with sterile air through a hollow needle, and passing a cystoscope through a trocar into the distended abdominal wall.

Celiotomy (se-le-ot′o-me) [Gr. κοιλία belly + τομή a cut]. Surgical incision through the abdominal wall.

Celitis, Cœlitis (se-li′tis). Any abdominal inflammation.

Cell (sel) [L. *cel′lula*, dim. of *cel′la*]. 1. Any one of the minute protoplasmic masses which make up organized tissue. 2. A small, more or less closed space. 3. One of the chambers holding the fluids or elements of a galvanic battery. **Acid c.**, a large cell of the stomach-glands of a kind believed to secrete the acid of the gastric juice. **Acoustic hair-c.**, any one of the many stiff, ciliated bodies in relation to the inner and outer rods of Corti; hence, they are grouped as *inner* and *outer* hair-cells. **Adelomorphous c.**, a variety of transparent columnar cell found in the lining of the stomach-glands: believed to secrete pepsinogen. **Air-c.**, an air-vesicle or alveolus of the lungs. **Albuminous c.** See *Serous c.* **Amacrine c.** Same as *Amacrine*. **Ameboid c.**, any cell which is able to change its form and move about. **Antipodal c's**, a group of four cells in the early embryo. **Apolar c.**, a nerve-cell with no processes or poles. **Basket-c.**, a cell of the cerebellar cortex whose axon gives off brushes of fibrils, forming a basket-like nest, in which the body of each Purkinje cell rests. **Battery-c.**, one of the chambers of a galvanic battery, containing its fluids and essential elements. **Beaker-c.** See *Goblet-c.* **Beale's ganglion-c's**, bipolar cells with one process coiled around the other. **Betz's c's**, large ganglion-cells forming one of the layers of the motor area of the gray matter of the brain: called also *Giant pyramids*. **Bichromate c.** See *Grenet c.* **Blood-c., red**, a red blood-corpuscle. **Blood-c., white**, a leukocyte of the blood. **C.-body**, that portion of a cell which encloses the nucleus. **Bone-c.**, a nucleated cell occupying each a separate lacuna of bone. **Border c's.** See *Delomorphous c's.* **Böttcher's c's**, cells of the cochlea, occurring in a single layer on the basilar membrane. **Bristle-c's**, the hair-cells associated with the auditory and cochlear nerves. **Cajal c.**, a form of neuron peculiar to the molecular layer of the cerebral cortex. **C.-capsule**, a thick cell-wall. **Cartilage-c's**, cells embedded in the lacunæ of the cartilages. **Central c.** See *Adelomorphous c.* **Centro-acinar c's**, branching or spindle-shaped cells in the lumen of acini of the pancreas: they serve to support the elements of the inner wall. **Chalice-c.** Same as *Goblet-c.* **Ciliated c.**, any cell with movable cilia. **Claudius's c's**, large nucleated cells on either side of the arches of Corti. **Cochlear c's**, specialized cells of the cochlea, some of which are percipient elements connected with the auditory nerve; others hair-cells associated with the cochlear nerve. **Columnar c.** Same as *Cylindric c.* **Connective-tissue c's**, a general name for the cellular elements of the various forms of connective tissue: these cells are of various shapes and kinds. **Contractile fiber c's**, the spindle-shaped and nucleated cells which, collected into bundles, make up unstriped muscular fiber. **Corneal c.**, a modified connective-tissue cell occupying each corneal space. **C's of Corti**, the hair-cells on the outer surface of the organ of Corti. **Cover-c.**, any cell which covers and protects other cells; especially any long epithelial cell of the outer layer of the taste-buds. **Cribrose c.**, one whose walls are perforated with numerous sieve-like pores. **Cylindric c.**, any epithelial cell of cylindric form. **Daniell c.**, a form of two-fluid cell for the galvanic battery: the collecting plate is of copper, and the fluids (dilute sulphuric acid and copper-sulphate solution) are separated by a porous diaphragm. **Daughter-c.**, any cell formed by the division of a mother-cell. **Decidual c's**, large nucleated cells with granular contents arising from the connective tissue of the uterine mucous membrane. **Deiters's c's.** 1. Cells with delicate processes on the basilar membrane of the cochlea. 2. Neuroglia-cells. **Delomorphous c's**, the supposed acid-secreting cells of the stomach. They are large cells lying between the basement-membrane of the tubules of the cardiac glands and the adelomorphous cells. Called also *Acid c's*, *Oxyntic c's*, and *Parietal c's*. **Demilune c's**, the granular protoplasmic cells of mucous glands between the mucous cells and the basement membrane. **Dentin-c.**, a modified connective-tissue cell peculiar to dentin. **C.-division**, fission of a cell, either *direct* or *indirect:* for the latter see *Karyokinesis*. *Direct cell-division* is either segmentation or gemmation. **Dome-c's**, the large cells which compose the epitrichium of the fetus. **Ectoplastic c's**, those in which the processes of metamorphosis occur upon the surface or in the ectoplasm. **Egg-c.**, the immature ovum while it is embedded within the ovary. **Embryonal c's**, small round cells produced by the segmentation of the ovum. **Enamel-c.** Same as *Ameloblast*. **Encasing c.** Same as *Cover-c.* **Endothelial c.**, a form of flat cell lining all serous and lymphatic cavities. **Entoplastic c's**, those in which the processes of metamorphosis take place within their substance and not on their surface. **Epithelial c's**, cells which cover the surface of the body and line the alimentary, genito-urinary, respiratory, lacrimal, and tympanic tracts. **Epithelioid c.** Same as

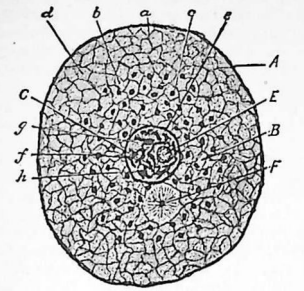

Diagram of a typical cell: *A*, cell-wall; *B*, cell-body; *C*, nucleus; *E*, nucleolus; *F*, centrosome; *a*, spongioplasm; *b*, hyaloplasm; *c*, metaplasm or microsomes; *d*, exoplasm; *e*, nuclear membrane; *f*, nuclear network or chromatin filaments; *g*, nuclear matrix; *h*, nodal enlargements or net knots. (Leroy.)

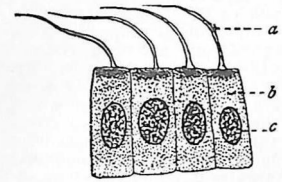

Cylindric ciliated cells: *a*, cilia; *b*, cell-body; *c*, nucleus.



A neuroglia-cell (glia-cell or spider-cell) from the white matter of the spinal cord.

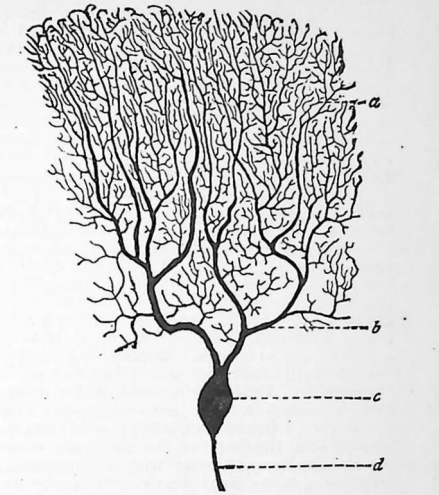

Purkinje's cell from the cerebellar cortex of the rabbit: *a*, telodendron: *b*, dendrite; *c*, cell-body; *d*, neuraxis.



Three cells of Deiters, showing the phalangeal processes, each expanding to form a phalanx of the reticular lamina, and also the spirally running nerve-fibrils.

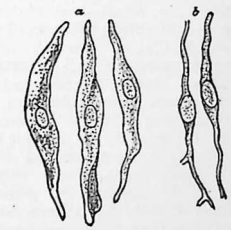

Taste-cells: *a*, cover-cells; *b*, taste-cells proper.



Olfactory cells.

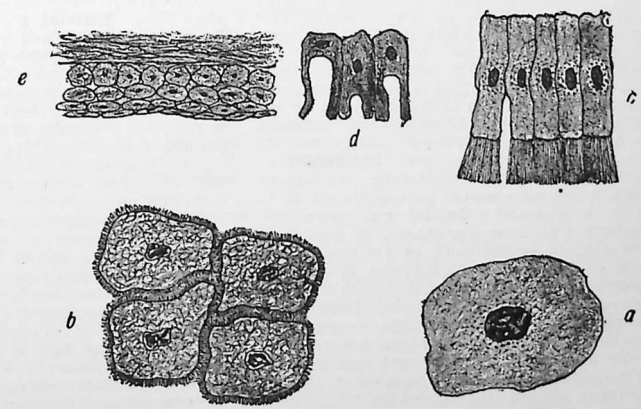

Epithelial cells from various localities: *a*, squamous cells; *b*, prickle-cell from skin; *c*, columnar ciliated cell; *d*, goblet-cells; *e*, stratified epithelium. (Leroy.)

Endothelial c. **Ethmoidal c's,** large cavities, mainly in the lateral masses of the ethmoid bone. **Fat-c's,** nucleated vesicles formed of protoplasmic membrane filled with fatty matter. **Fiber-c.,** any elongated and linear cell. **Flagellate c.,** any motile cell having long cilia for propulsion. **Floor-c's,** the cells of the floor of the arch of Corti. **Formative c.,** an embryonal cell. **Foulis c's.,** large nucleated epithelial cells seen in fluids from malignant ovarian cysts. **Fuller c.,** a battery-cell resembling the Grenet cell, but employing a mixture of mercury and water as an amalgamating agent. **Fusiform c.** Same as *Spindle-c.* **Ganglion-c.,** a form of large nerve-cell, found especially in the spinal ganglia. **Germ-c.,** a cell which develops into a spermatozoon or an ovum, especially the latter, as distinguished from a sperm-cell. **Giant-c.,** a very large cell with many nuclei. **C's of Gianuzzi,** the demilune cells. **Glia-c.,** a cell of the neuroglia. **Goblet-c.,** a form of epithelial cell containing mucin and bulged out like a goblet. **Golgi's c's,** nerve-cells with very short processes in the posterior horns of the spinal cord. **Gravity-c.,** a battery-cell like the Siemen and Halske; but the fluids are superimposed upon each other with no intervening diaphragm, being kept partly separate by the force of gravity. **Grenet c.,** a battery-cell with a carbon collecting-plate, the fluid and depolarizer being a solution of potassium dichromate. **Grove c.,** a two-fluid galvanic cell charged with dilute sulphuric and nitric acids, containing respectively an element of zinc and platinum. **Guanin-c.,** a small oval variety of cell filled with white refracting granules of guanin. **Guard-c's,** endothelial cells which line the stomata of serous membranes. **Gustatory c's,** the taste-cells. **Hair-c's,** epithelial cells with hair-like processes. **Heart-disease, c's,** epithelial cells containing granules of hematoidin: occurring in the sputum in chronic bronchitis from heart-disease. **Hecatomeral c's** [Gr. ἑκάτερον both + μέρος part], those cells of the gray matter of the spinal cord whose axis-cylinder processes divide, send one branch into the white substance of the same side of the cord, and another into the anterolateral columns of the other side. **Heckle-c's.** Same as *Prickle-c's.* **Hensen's c's,** the outermost sustentacular cells covering the organ of Corti. **Hepatic c's, Liver-c's,** polygonal epithelial cells forming the substance of an acinus of the liver. **Heteromeral c's,** nerve-cells of the gray matter of the spinal cord whose axis-cylinder processes pass to the white matter of the opposite side. **Hill c.** See *Gravity-c.* **Horn-c's,** epithelial cells that have lost their protoplasm, have sharp edges, and look horny. **Hyperchromatic c.,** any cell that contains more than the average number of chromosomes. **Incasing c's,** a single layer of fusiform cells around the gustatory cells of the tongue. **Indifferent c.,** a cell which has no characteristic structure, or which is not an essential part of the tissue in which it is found. **Initial c's,** germ-cells. **Kupfer's c's,** large star-shaped or pyramidal cells lying along the walls of the blood-capillaries of the liver. Called also *Stellate c's.* **Lacrimo-ethmoidal c's,** the ethmoidal cells situated under the lacrimal bone. **Langhans's c's,** polygonal epithelial cells constituting Langhans's layer. **Leclanché c.,** a battery-cell having a carbon collecting-plate and employing as a fluid a solution of ammonium chlorid, and as a depolarizer a manganese dioxid. **Lepra-c.,** a cell in a leprous nodule which has been converted by the action of lepra-bacillus into a sac containing degenerated protoplasm and bacilli. **Leukocytoid c's,** colorless blood cells, derived from the blood current and taking part in the formation of scar tissue. **Leydig's c's,** mucous cells which do not pour their secretion out over the surface of the epithelium. **Lymphoid c.,** a small connective-tissue cell with a large nucleus, found in the interspaces of adenoid tissue and elsewhere. **Marié-Davy c.,** a battery-cell with a carbon collecting-plate, the fluid, depolarizer, and amalgamator being a paste of mercuric or mercurous sulphate and water. **Marrow-c.,** a large ameboid cell characteristic of the marrow. **Martinotti's c's,** fusiform cells with ascending axis-cylinder processes in the polymorphic layer of the cerebral cortex. **Mast-c's** [Ger. *Mastzellen*], cells formed especially in leukemic blood and in the foci of chronic inflammation, but to some extent normal to the tissues. They are filled with basophil granules and are deeply stainable. **Mastoid c's,** the sinuses of the mastoid bone. **Migratory c's,** the lymphocytes and white corpuscles of the blood; so called from their ameboid movements. **Mitral c's,** the pyramidal cells, forming one of the layers of the olfactory bulb. **Monoplastic c.,** a cell composed of a single substance. **Mother-c.,** a cell that divides so as to form new or daughter-cells. **Mucous c's,** cells which secrete mucus or mucin. **Muscle-c.,** an elongated and nucleated contractile fiber-cell peculiar to unstriped muscle. **Myeloid c.,** an osteoclast, or giant-cell of bone-marrow. **Nerve-c.,** a neuron, or ganglion-cell; a special cell of the nervous system. See *Nerve-cell.* **C.-nest,** any mass of closely packed epithelial cells surrounded by a stroma of connective tissue. **Neuromuscular c.,** a form of cell chiefly or always seen in the lower animals, of which the outer part receives stimuli and the inner part is contractile. **Normal c.,** any cell found naturally in any part or organ free from disease. **Nuclear c.,** a nerve-cell consisting of a nucleus surrounded by a layer of branching protoplasm: seen especially in the sensory area of the cerebral cortex. **Nucleated c.,** any cell having a nucleus. **Nussbaum's c's,** small functionless cells of the pylonic glands of the stomach. **Olfactory c's,** a set of specialized and nucleated fusiform cells of the mucous membrane of the nose embedded among the epithelial cells. **One-fluid c.,** any battery-cell which makes use of but one kind of fluid. **Overripe c's,** polynuclear or neutrophil blood-cells. **Oxyntic c.** See *Delomorphous c.* **Palatine c's,** those parts of the ethmoidal cells which are extended into the palatine bone. **Parietal c.** See *Delomorphous c.* **Pathologic c.,** any cell which results from a disease-process or which belongs to or arises from a pathogenic microörganism. **Peptic c's,** a name sometimes given to the adelomorphous cells of the stomach. **Perithral c.,** plasma-cells surrounding the walls of blood-vessels. **Pheochrome c's,** cells of the medulla of the embryonic suprarenal body which stain dark with chromium salts. **Pigment-c.,** any cell containing pigment-granules. **Pitcher-c's,** found in the normal conjunctiva. **Plasma-c's,** peculiar cells occurring normally in various mucous membranes, and in lymphoid tissue generally, and frequently occurring in pathological states. They stain deeply with basic dyes. The protoplasm is not granular, and is denser in the peripheral portion than in the center; the nuclei have a large amount of chromatin, which is arranged in a characteristic manner. **Pluricordonal c's,** stellate embryonal cells found in the posterior cornu of the myelon, hitherto found in the embryonic pigeon only. **Polar c's.** See *Globules, Polar.* **Polychromatic, Polychromatophil c's,** non-nucleated erythrocytes staining with acid and basic stains. **Polyplastic c.,** a

cell made up of various structural elements; also one which passes through various modifications of form. **Prickle-c.,** a cell provided with delicate radiating processes which connect with similar cells: found chiefly in the deep layers of stratified pavement-epithelium. **Pseudoplasma-c's,** cells having staining properties like plasma-c's, but differing in structure. **Psychic c's,** the cells of the cerebral cortex. **Purkinje's c's,** large branching neurons in the middle layer of the cortex cerebelli. **Retinal c's,** specialized cells of various kinds, found especially in the vesicular, molecular, nuclear, and pigmentary layers of the retina. **Ripe c's,** a form of large, mononuclear blood-cells; myelocytes or marrow-cells in the blood. **Sarcogenic c's,** the cells which are developed into muscle-fiber. **Scavenger c's,** lymph-cells of the neuroglia: said to assist in removing effete material. **Seminal c's,** epithelial cells within the tubuli seminiferi. **Serous c.,** a cell concerned in the secretion of an albuminous fluid, like the saliva; an essential cell of a serous or albuminous gland. **Sertoli's c's,** cells which develop into spermatoblasts. **Sexual c.,** the larger cells in the fetal testis. **Siemen and Halske c.,** a battery-cell with a copper collecting-plate: the fluids are water and solution of copper sulphate, separated by a porous diaphragm with a papier-mache packing. **Skeletogenous c.,** an osteoblast. **Snell c.,** a one-fluid battery-cell having a collecting-plate of platinized silver; its fluid is dilute sulphuric acid. **Somatic c's,** the cells of the somatoplasm; undifferentiated body-cells. **Sperm-c.** 1. A spermatozoon. 2. A spermatoblast. **Sphenoidal c's,** two large cavities or sinuses of the sphenoid bone. **Spider-c.** See *Astrocyte.* **Spindle-c.,** a fusiform or spindle-shaped cell. **Squamous c.,** a flat, scale-like, epithelial cell. **Stickle c's.** Same as *Prickle-c.* **Supporting c's,** Deiters's cells of the organ of Corti; long fusiform cells between the outer rods of Corti and the acoustic hair-cells. **Sustentacular c's,** delicate stellate corpuscles, forming with the intercellular substance the splenic pulp. **Syncytial c.,** a syncytium or a component of it. **Taste-c's,** the cells of the interior of a taste-bud, hidden by the cover-cells. **Tautomeral c's** [Gr. τὸ αὐτό μέρος the same side], nerve-cells of the gray substance of the spinal cord whose axis-cylinders pass into the white substance of the same side of the cord. **Tendon-c's,** flattened tissue-cells of connective tissue occurring in rows between the primary bundles of the tendons. **C.-theory,** the doctrine that all organic matter consists of cells, and that cell-activity is the essential process of life. **Vacuolated c.,** a cell whose protoplasm contains vacuoles. **Vasofactive c's, Vasoformative c's,** cells which join with other cells to form blood-vessels. **Visual c's,** the neuro-epithelial elements of the retina, the outer specialized segments of which are the rods and cones. **C.-wall,** the membranous investment of a cell. **Wandering-c.,** a leukocyte, or motile cell.

Cella (sel'ah) [L. "compartment"]. The central part of the lateral ventricle.

Cellasin (sel'as-in). A proprietary sugar, starch, fat, and peptone-splitting ferment derived from fungi: used in malnutrition.

Celloidin (sel-loi'din). A concentrated preparation of pyroxylin, employed in microscopy for embedding specimens for section-cutting.

Cellotropin (sel-o-tro'pin). Monobenzoylarbutin; used in scrofula and tuberculosis. Dose, 5–7 gr. (0.33–046 gm.).

Cellular (sel'u-lar). Pertaining to or made up of cells.

Cellule (sel'ūl) [L. *cel'lula*]. A minute cell.

Cellulicidal (sel-u-lis'id-al) [L. *cel'lula* a cell + *cæ'dere* to kill]. Destroying cells.

Cellulifugal (sel-u-lif'u-gal) [L. *cel'lula* cellule + *fu'gere* to flee]. Directed away from a cell-body.

Cellulin (sel'u-lin). A principle of animal origin much resembling cellulose.

Cellulipetal (sel-u-lip'et-al) [L. *cel'lula* cellule + *pet'ere* to seek]. Directed toward a cell-body.

Cellulitis (sel-u-li'tis). Inflammation of cellular tissue; especially purulent inflammation of the loose subcutaneous tissue. **Orbital c.,** inflammation of the cellular tissue within the orbit. **Pelvic c.,** inflammation of the connective tissue around the uterus; parametritis. **Phlegmonous c.** See *Phlegmona diffusa.*

Cellulo (sel'u-lo). A preparation of glycerin, oxychlorin, cellulose, and an earthy base; used as an absorbent dressing.

Cellulocutaneous (sel''u-lo-ku-ta'ne-us). Composed of loose connective tissue and skin.

Celluloid (sel'u-loid). A substance composed largely of pyroxylin and camphor: used in the arts, and to some extent in dentistry and surgery.

Cellulose (sel'u-lōs). A carbohydrate forming the skeleton of most plant-structures and of plant-cells. It is a colorless, transparent solid, insoluble in water, alcohol, etc., but soluble in sulphuric acid. It is used mainly in the arts, as in making pyroxylin, etc. **Acid-c.,** any combination of cellulose with carboxyl groups, such as pectinic acid. They are mostly gelatinous bodies.

Celology (se-lol'o-je) [Gr. κήλη hernia + λόγος treatise]. The science or study of hernia.

Celom, Cœlom, Cœloma (se'lom, se-lo'mah) [Gr. κοίλωμα]. See *Cœlom.*

Celoscope (se'lo-skōp) [Gr. κοῖλος hollow + σκοπεῖν to examine]. An instrument for illuminating and examining a cavity.

Celosomia (se-lo-so'me-ah) [Gr. κήλη hernia + σῶμα body]. Hernial protrusion of the fetal viscera.

Celosomus (sel-o-som'us). A monster with eventration or fissure or absence of the sternum, with more or less protrusion of the thoracic or abdominal organs.

Celotomy (se-lot'o-me), See *Kelotomy.*

Celozoic, Cœlozoic (se-lo-zo'ik) [Gr. κοῖλος hollow, belly + ζῷον animal]. Inhabiting the intestinal cavities of the body: said of parasites.

Cement (se-ment') [L. *cæmen'tum*]. 1. Any substance that serves to mend something which is broken. 2. The layer of bony tissue covering the root of a tooth. It differs in structure from ordinary bone in containing a greater number of Sharpey's fibers. **Nerve-c.,** the neuroglia.

Cementine (se-men'tin). The material that sometimes unites the margins of squamous endothelial cells.

Cementoblast (se-men'to-blast) [L, *cæmen'tum* + Gr. βλαστός germ]. One of the cells from which the cementum of a tooth is developed.

Cementoma (sem-en-to'mah). A tumor composed of cement like that of the teeth.

Cementoperiostitis (se-men''to-per-e-os-ti'tis). Same as *Pyorrhea alveolaris.*

Cementosis (sem-en-to'sis). The development of a cementoma.

Cementum (se-men'tum). See *Cement.*

Cenencephalocele (sen-en-sef'al-o-sēl). An encephalocele or protrusion of the brain without cystic condition.

Cenesthesia, Cœnesthesia (sen-es-the'ze-ah) [Gr. κοινός common + αἴσθησις feeling]. The general feeling or sense of conscious existence.

Cent. Abbreviation for *centigrade* and *centimeter*.

Centaurea (sen-taw-re'ah). The plant *Cni'cus benedic'tus*, or blessed thistle: used in hepatic congestion and atonic dyspepsia; also a genus of composite-flowered medicinal plants.

Centaury (sen'taw-re) [L. *centau'rium*; Gr. κενταύριον]. A popular name for various gentianaceous plants of the genera *Erythræ'a*, *Centau'rium*, *Sabba'tia*, etc., having in general the tonic properties of gentian.

Center (sen'ter) [Gr. κέντρον; L. *cen'trum*]. Any ganglion or plexus giving off nerves which control function; also any group of ganglion-cells which has a stimulating or inhibitory office. **Abdominal c., Epigastric c.,** a cutaneous reflex center in the gray matter of the cord: said to be between the sixth and eleventh dorsal vertebræ. **Accelerating c.,** a center in the oblongata which sends accelerating fibers to the heart. **Ankle-clonus c.,** a cutaneous reflex center in the gray matter of the cord: said to be between the fifth lumbar and first sacral vertebræ. **Anospinal c's,** the centers for contracting the sphincter ani, that for relaxing it (defecation-center), and that for the anal reflex: all are in the lumbar enlargement. **Arm-c.,** a cortical center at the middle third of the fissure of Rolando, controlling the arm-movements. **Association-c.,** any center which controls associated movements. **Auditory c.,** the center for hearing: in the first temporosphenoidal convolution. **Automatic c.,** a group of cells in the spinal cord, producing motion independently of volition or reflection. **Broca's c.,** the speech-center. **Budge's c.** See *Genitospinal c.* **Calorific c.,** a center in the caudate nucleus of the spinal cord which controls heat-production. **Cardio-accelerating c.** See *Accelerating c.* **Cardio-inhibitory c.,** a center in the oblongata which sends inhibitions to the heart by way of the vagus. **Ciliospinal c.,** a center in the lower cervical and upper dorsal portions of the spinal cord, connected with the dilatation of the pupil. **Color-c.,** the center for the perception of color: said to be situated in the occipital cortex. **Convulsion-c.,** in the oblongata, at the floor of the fourth ventricle: its stimulation causes convulsions. **Coördination-c.** Same as *Association-c.* **Cortical c.,** any center situated in the cerebral cortex: these are all centers of the highest order of importance. **Coughing-c.,** a center in the oblongata, situated above the respiratory center, which presides over the act of coughing. **Cremasteric c.,** a cutaneous reflex center in the cord: said to be above the level of the second lumbar vertebra. **Cutaneous reflex c's,** a set of centers in the gray matter of the spinal cord: these with the musculotendinous centers embrace nearly all the reflex centers of the cord. **Defecation-c.,** the anospinal c. **Deglutition-c.,** a nerve-center in the oblongata which controls the function of swallowing. **Dentary c.,** an ossification-center of the mandible, giving origin to the lower border and outer plate. **Deputy-c.,** any secondary or association-center; also any center of origin for a spinal nerve. **Diabetic c.,** a center situated in the posterior part of the floor of the fourth ventricle: if tampered with, diabetes mellitus follows. **Dominating c.,** the principal or controlling center of a group having a common function. **Ejaculation-c.,** the center which controls the erection of the penis and the normal discharge of semen: it is in the lumbar region of the spinal cord, and is itself regulated from the oblongata. **Epiotic c.,** a center of ossification which forms the lower part of the mastoid bone. **Erection-c.** Same as *Ejaculation-c.* **Facial c.,** a center for face-movements, in the lower part of the ascending frontal convolution. **Foot-clonus c.,** a musculotendinous reflex center of the cord, situated between the fifth lumbar and first sacral vertebræ. **Ganglionic c.,** any mass of gray matter between the lateral ventricles and the decussation of the anterior pyramids, including the thalami, striata, and other basal ganglia. **Genital c.,** genitospinal center; the erection-center of the male or the parturition-center of the female: said to be in the cord, near the second lumbar vertebra. **Germinal c.,** the area in lymphoid tissue in which most of the leukocytes are formed. **Gluteal c.,** a cutaneous reflex center of the cord: said to be at the level of the fourth lumbar vertebra. **Glycogenic c.** Same as *Diabetic c.* **Gustatory c.,** the cerebral center supposed to control taste: situated in the cortex of the uncinate convolution. **Heat-c's,** centers in the brain which regulate heat-production and heat-elimination. **Heat-regulating c's.** Same as *Thermotaxic c's.* **Ideomotor c's,** brain-centers that preside over ideomotion. **Independent c.** Same as *Parenchymatous c.* **Inhibitory c.,** any nerve-center which restrains any function or process or controls other centers. **Knee-jerk c.,** a musculotendinous reflex center in the cord, at the level of the third and fourth lumbar vertebræ. **Kronecker's c.,** the inhibitory center of the heart. **Leg-c.,** a motor center for the legs, in the ascending frontal convolution. **Mastication-c.,** a part of the facial center. **Micturition-c.,** for controlling the bladder and inhibiting the tension of the vesical sphincter: situated in the lumbar enlargement. **Motor c.,** any center which originates, controls, inhibits, or maintains a motor impulse. **Musculotendinous c's,** the centers for the foot- and ankle-clonus, the knee-jerk, and for the reflexes of the flexors and extensors of the upper extremity: they are all situated in the cord. **Name-c.,** an area in the upper temporal lobe which controls the remembrance of names. **Nerve-c.,** any portion of gray nervous matter which originates, maintains, inhibits, or regulates a motor impulse or a bodily function or process. **Olfactory c.,** the center for smell, probably in the hippocampal gyrus. **Ossification-c.,** any point at which the process of ossification begins in a bone. **Panting-c.,** a center in the tuber cinereum which accelerates the rate of breathing. **Parenchymatous c.,** a nerve-center situated in the substance of a viscus. **Parturition-c.,** the center for the contraction of the uterus and fetal expulsion: it corresponds with the erection-center of the male. **Plantar reflex c.,** a cutaneous reflex center in the gray matter of the cord: said to be at the level of the second sacral vertebra. **Polypneic c.** Same as *Panting c.* **Proportionizing c.,** a center in the cortex, on the motor side, corresponding to the naming-center. **Psychocortical c.,** any center in the cerebral cortex concerned in mental operations. **Pteriotic c.,** a center of ossification from which are developed the tegmen tympani and the covering of the semicircular canals. **Pupillary c's,** the ciliospinal center which dilates the pupil; also one in the corpus quadrigeminum for contracting the pupil. **Rectovesical c.,** a reflex center in the cord for the rectum and bladder. **Reflex c.,** any center in the brain or cord in which a sensory impression is changed into a motor impulse: the reflex centers already discovered are numerous. **Respiration-c.,** that which coördinates the respiratory movements: it is situated in the oblongata. **Scapular c.,** a cutaneous reflex center of the cord: said to be between the fifth cervical and first dorsal vertebræ. **Sensory c.,** any center which receives or appreciates a sensory impulse. **Setschenow's c's,** reflex inhibitory centers in the cord and oblongata. **Sneezing-c.,** the respiration-center or a portion of it. **Somatic c.,** the pituitary body: so called from the belief that it influences the growth

of the whole body. **Spasm-c.,** in the oblongata, at its junction with the pons. **Speech-c.,** in the third left (or right) frontal convolution. **Splenial c.,** one of the ossification-centers of the mandible, forming a part of its inner plate. **Spoken-word c.,** a center in the third left frontal convolution. **Sudorific c's., Sweat-c's,** centers in the spinal cord controlling diaphoresis, with a dominant center in the oblongata. **Swallowing-c.,** a center that controls the act of swallowing; on the floor of the fourth ventricle. **Tactile c.,** for the sense of touch: situated in the hippocampal region. **Taste-c.,** the gustatory center. **Thermogenic c.** 1. See *Calorific c.* 2. Centers for the physiological production of heat: in the cord, with higher ones probably in the striatum and thalamus. **Thermo-inhibitory c's,** for inhibiting the production of heat: probably in the tuber cinereum and in the gray matter near the fissure of Sylvius. **Thermolytic c's,** for the dissipation of heat: thought to be in the oblongata and tuber cinereum. **Thermotaxic c.,** the cerebral centers which maintain a balance between the production and dissipation of heat. **Thumb-c.,** a center in the cerebral cortex controlling movements of the thumbs. It is situated in the lowest part of the center for movements of the upper limb. **Trophic c.,** any nerve-center which regulates or influences nutrition. **Vasodilator c.,** for dilating the blood-vessels: supposed to be in the oblongata, with dependent centers in the spinal cord. **Vasomotor c's,** centers in the tuber cinereum, oblongata, and cord: believed to regulate the caliber of the blood-vessels, and to cause their contraction and dilatation. **Vasotonic c.,** any vasomotor center: there is said to exist also a higher center in the thalami, regulating vascular tension. **Vesical c., Vesicospinal c.,** micturition-center or rectovesical center. **Visual c's,** centers which regulate the power of vision: probably situated in the cuneus of the occipital lobes. **Vomiting-c.,** in the oblongata: its stimulation causes vomiting. **Winking-c.,** a reflex center in the oblongata which controls winking. **Word-c., auditory,** a center in the left superior temporosphenoidal convolution which controls the perception of words that are heard. **Word-c., visual,** in the posterior part of the left parietal lobe: it appears to govern the perception of printed or written words. **Written-word c.,** a center in the second left frontal convolution.

Centesimal (sen-tes'im-al) [L. *centes'imus* hundredth]. Divided into hundredths or based upon divisions into hundredths.

Centesis (sen-te'sis) [Gr. κέντησις]. Perforation or tapping, as by the aspirator, trocar, or needle.

Centi-. A prefix indicating a hundred or a hundredth part.

Centigrade (sen'tig-rād) [L. *cen'tum* hundred + *gra'dus* a step]. Having one hundred degrees or grades. See *Thermometer*.

Centigram (sen'tig-ram) [Fr. *centigramme*]. One-hundredth part of a gram, or 0.1543 of a grain.

Centiliter (sen'til-e-ter) [Fr. *centilitre*]. One-hundredth part of a liter, or 0.6102 of a cubic inch.

Centimeter (sen'tim-e-ter) [Fr. *centimètre*]. One-hundredth part of a meter, or 0.3937 of a lineal inch.

Centinormal (sen-tin-or'mal) [L. *cen'tum* hundred + *nor'ma* rule]. Having $\frac{1}{100}$ part of the normal or standard strength.

Centrad (sen'trad). 1. Toward the center or a center; especially toward the center of the body. 2. A measure of deviation, being 0.57°, or one-hundredth part of a portion of the arc of a circle equal in length to the radius of the circle.

Central (sen'tral). Situated at or pertaining to a center; not peripheral.

Centraphose (sen'traf-ōz). Any aphose, or sensation of darkness, originating in the optic or visual centers.

Centre (sen'ter). See *Center*.

Centric (sen'trik). Pertaining to a center; not acentric or peripheral.

Centriciput (sen-tris'ip-ut) [L. *cen'trum* center + *ca'put* head]. That part of the head which is situated between the occiput and sinciput; the mid-head.

Centrifugal (sen-trif'u-gal) [L. *cen'trum* center + *fu'gere* to flee]. Moving away from a center; efferent or exodic.

Centrifugalization (sen''trif-u-gal-iz-a'shun) [see *Centrifuge*]. The process of separating the more solid portions of a liquid from the more fluid ones by centrifugal force.

Centrifuge (sen'trif-ūj) [L. *cen'trum* center + *fu'gere* to flee]. A machine for separting the more solid constituents of a fluid by rotation.

Centriole (sen'tre-ōl). A minute body within the centrosome.

Centripetal (sen-trip'et-al) [L. *cen'trum* center + *pet'ere* to seek]. Moving toward a center; esodic or afferent.

Centrodesmus (sen-tro-des'mus) [Gr. κέντρον center + δεσμός a band]. The matter connecting the centrosomes of a cell and forming the beginning of the central spindle.

Centrolecithal (sen-tro-les'ith-al) [Gr. κέντρον center + λέκιθος yolk]. Having the yolk in the center and surrounded by a peripheral layer of egg-protoplasm.

Centronucleus (sen-tro-nu'kle-us). Same as *Amphinucleus*.

Centrophose (sen'tro-fōz). Any phose, or sensation of light, originating in the optic or visual centers.

Centrosclerosis, Centroösteosclerosis (sen''tro-skle-ro'sis, sen''tro-os''te-o-skle-ro'sis) [*Center* + *Osteosclerosis*]. The filling of the marrow-cavity of a bone with osseous material.

Centrosome (sen'tro-sōm) [Gr. κέντρον center + σῶμα body]. The pole-corpuscle or attraction-sphere of a sexual cell.

Centrosphere (sen'tro-sfēr) [Gr. κέντρον center + σφαῖρα sphere]. The central mass of the aster from which the rays proceed; the attraction-sphere.

Centrostaltic (sen-tro-stal'tik) [Gr. κέντρον center + στέλλειν to send]. Pertaining to a center of motion.

Centrum (sen'trum), pl. *cen'tra* [L.; Gr. κέντρον]. 1. Any anatomic or other center. 2. The body of a vertebra. **C. commu'ne,** common center; the solar plexus. **C. ova'le,** the mass of white matter seen on removing the upper portion of the cerebrum at the level of the corpus callosum (*C. ova'le ma'jus*), or half an inch above that level (*C. ova'le mi'nus*).

Cephaelin (sef-a'el-in). An alkaloid, $C_{15}H_{22}NO$, one of the active principles of ipecac. It is said to be nearly twice as powerful as emetin.

Cephaelis (sef-a'el-is). A genus of plants. See *Ipecac*.

Cephalad (sef'al-ad) [Gr. κεφαλή head]. Toward the head.

Cephalagra (sef-al-ag'rah) [Gr. κεφαλή head + ἄγρα seizure]. Severe gouty pain in the head.

Cephalalgia (sef-al-al'je-ah) [Gr. κεφαλή head + ἄλγος pain]. Pain in the head; headache.

Cephalanthin (sef-al-an'thin). A poisonous glucosid from *Cephalan'thus*.

Cephalanthus occidentalis (sef-al-an'thus) [Gr. κεφαλή head + ἄνθος flower]. A rubiaceous shrub, locally a tree, of North America: the root-bark is a laxative tonic: known as button-bush.

Cephaledema, Cephalœdema (sef''al-e-de'ma) [Gr. κεφαλή head + οἴδημα swelling]. Edema of the head.

Cephalematocele (sef''al-e-mat'o-sēl) [Gr. κεφαλή head + αἷμα blood + κήλη tumor]. A bloody tumor under the pericranium, communicating with one or more sinuses of the dura through the cranial bones. **Stromeyer's c.**, a subperiosteal cephalematocele which communicates with veins and becomes filled with blood during strong expiratory efforts.

Cephalematoma (sef''al-em-at-o'mah) [Gr. κεφαλή head + *Hematoma*]. 1. A tumor or swelling filled with blood beneath the pericranium. 2. Caput succedaneum.

Cephalemia (sef-al-e'me-ah). Congestion of the brain or of the head.

Cephalhematocele. See *Cephalematocele.*

Cephalhematoma (sef''al-he-mat-o'mah). See *Cephalematoma.*

Cephalhydrocele (sef-al-hi'dro-sēl) [Gr. κεφαλή head + *Hydrocelē*]. A serous or watery accumulation outside of the cranium.

Cephalic (sef-al'ik) [L. *cephal'icus*; Gr. κεφαλικός]. 1. Pertaining to the head. 2. A medicine for the head.

Cephalin (sef'al-in) [Gr. κεφαλή head]. A substance analogous to lecithin: derived from the brain-substance.

Cephaline (sef'al-in) [Gr. κεφαλή head]. A proprietary headache-remedy, of coffee and antipyrin, each 2 parts; sodium salicylate and caffein, each 2 parts.

Cephalitis (sef-al-i'tis). Same as *Encephalitis.*

Cephalocathartic (sef''al-o-kath-ar'tik) [Gr. κεφαλή head + καθαρτικός purgative]. Cleansing or clearing the head.

Cephalocele (sef-al'o-sēl) [Gr. κεφαλή head + κήλη tumor]. A protrusion of a part of the cranial contents.

Cephalocentesis (sef''al-o-sen-te'sis) [Gr. κεφαλή head + κέντησις puncture]. The surgical puncture of the head.

Cephalocercal (sef''al-o-ser'kal) [Gr. κεφαλή head + κέρκος tail]. Pertaining to the long axis of the body.

Cephalochord (sef'al-o-kord) [Gr. κεφαλή head + χορδή cord]. The intracranial portion of the embryonic chorda dorsalis.

Cephalodymia (sef''al-o-dim'e-ah). The condition of a cephalodymus.

Cephalodymus (sef-al-od'im-us) [Gr. κεφαλή head + δύμεναι to mingle]. A twin monstrosity with a single or united head.

Cephalodynia (sef''al-o-din'e-ah) [Gr. κεφαλή head + ὀδύνη pain]. Pain in the head; headache.

Cephalogaster (sef''al-o-gas'ter) [Gr. κεφαλή head + γαστήρ belly]. The anterior portion of the enteric canal of the embryo.

Cephalohemometer (sef''al-o-he-mom'et-er) [Gr. κεφαλή head + αἷμα blood + μέτρον measure]. An instrument for ascertaining changes in the intracranial blood-pressure.

Cephaloma (sef-al-o'mah). An encephaloid, or soft cancer.

Cephalomelus (sef-al-om'el-us) [Gr. κεφαλή head + μέλος limb]. A fetal monster with an accessory limb growing from the head.

Cephalomenia (sef''al-o-me'ne-ah) [Gr. κεφαλή head + μήν moon]. Metastasis of the menses to the head, as in a nasal discharge at the menstrual period.

Cephalomeningitis (sef''al-o-men-in-ji'tis) [Gr. κεφαλή head + *Meningitis*]. Inflammation of the membranes of the brain.

Cephalometer (sef-al-om'et-er) [Gr. κεφαλή head + μέτρον measure]. 1. An instrument for measuring the head in craniometry. 2. An instrument for measuring the fetal head at birth.

Cephalopagus (sef-al-op'a-gus). Same as *Craniopagus.*

Cephalopathy (sef-al-op'ath-e) [Gr. κεφαλή head + πάθος disease]. Any disease of the head.

Cephalopharyngeus (sef''al-o-fa-rin'je-us). See *Muscles, Table of.*

Cephalopine (sef'al-opin). An oily substance extracted from brain tissue.

Cephaloplegia (sef''al-o-ple'je-ah) [Gr. κεφαλή head + πλήγη stroke]. Paralysis of the muscles about the head and face.

Cephalorachidian (sef''al-o-ra-kid'e-an). Pertaining to the head and the spinal column.

Cephalothoracic (sef''al-o-tho-ras'ik). Pertaining to the head and thorax.

Cephalothoracopagus (sef''al-o-tho-rak-of'ag-us). A double monster consisting of two fetuses joined by the head and thorax.

Cephalotome (sef'al-o-tōm). An instrument for cutting the fetal head.

Cephalotomy (sef-al-ot'o-me) [Gr. κεφαλή head + τέμνειν to cut]. 1. The cutting up of the fetal head to facilitate delivery. 2. Dissection of the fetal head.

Cephalotribe (sef'al-o-trīb) [Gr. κεφαλή head + τρίβειν to crush]. An instrument for use in cephalotripsy.

Cephalotripsy (sef'al-o-trip-se) [Gr. κεφαλή head + τριψις a rubbing]. The crushing of the fetal head in order to facilitate delivery.

Cephalotrypesis (sef''al-o-tri-pe'sis) [Gr. κεφαλή + τρύπησις a boring]. The trephination of the cranium.

Ceptor (sep'tor). See *Ehrlich's side-chain theory*, under *Theory.*

Cera (se'rah) [L. for "wax"]. Wax. **C. al'ba**, white, or bleached, beeswax. **C. fla'va**, yellow, or unbleached, beeswax.

Ceral (se'ral) [L. *ce'ra* wax]. Pasta cerata, a proprietary vehicle for the external application of medicines: it contains wax, potash, and water.

Cerasein (se-ra'se-in). A diuretic, sedative, and antipyretic resin from the bark of *Cer'asus virginia'na*, or wild cherry. Dose, 5–10 gr. (0.324–0.65 gm.).

Cerasin (ser'as-in). A substance from the gum of cherry, plum, and other trees: said to be a carbohydrate charged with a lime-salt.

Cerasinose (se-ras'in-ōs). A carbohydrate from cherry-gum.

Cerasus (ser'as-us). Latin for *Cherry* or *Cherry tree.* See *Prunus.*

Cerate (se'rāt) [L. *cera'tum*, from *ce'ra* wax]. A medicinal preparation for external application, made with a basis of fat or wax, or both. A cerate is softer than a plaster, and can be spread on the skin without melting. The cerates of the U. S. P. are camphor cerate, cantharides cerate, cerate of lead subacetate, rosin cerate, and compound rosin cerate. **Camphor c.** [L. *cera'tum cam'phoræ*], simple cerate, 85 parts; camphor liniment, 3 parts; olive oil, 12 parts: used in skin diseases. **Goulard's c.**, cerate of lead subacetate (*cera'tum plum'bi subaceta'tis*, U. S. P.). **Hufeland's c.**, simple cerate, 30 parts; lycopodium and zinc oxid, each 2 parts: for sore nipples. **Simple c.**, ceratum adipis; a mixture of 8 parts of lard and white wax 4 parts, melted together. **Turner's c.**, a salve containing wax, oil, and calamin.

Ceratin (ser'ah-tin). Same as *Keratin.*

Ceratine (ser'at-in). A proprietary ointment for skin-diseases.

Ceratitis (ser-at-i'tis). Same as *Keratitis.*

Ceratocele (ser'at-o-sēl). Same as *Keratocele.*

Ceratocricoid (ser''at-o-kri'koid). The posterior cricothyroid muscle.

Ceratoglossus (ser''at-o-glos'sus). See *Muscles, Table of.*

Ceratohyal (ser''at-o-hi'al). Pertaining to a cornu of the hyoid bone.

Ceratonosus (ser-at-on'o-sus) [L. *kĕras* horn + *nŏsos* disease]. Any disease of the cornea.

Ceratoplasty (ser'at-o-plas-te). Same as *Keratoplasty.*

Ceratotomy (ser-at-ot'o-me). See *Keratotomy.*

Ceratum (se-ra'tum). Latin for *Cerate.* See *Cerate.*

Cerberin (ser'be-rin). A poisonous alkaloid, $C_{21}H_{40}O_8$, from *Cer'bera odol'lam*, a tree of Asia.

Cercomonad (ser-kom'o-nad). Any monad or protozoon of the genus *Cercom'onas.*

Cercomonas (ser-kom'o-nas) [Gr. κερκός tail + μόνας monad]. A genus of protozoa. **C. hom'inis**, a species said to cause diarrhea and other disturbances in man. **C. intestinal'is** has been found in the feces of typhoid and chronic diarrhea. It is a pear-shaped organism, with a flagellum at the blunt end and a spine at the pointed end.

Cercosphæ'ra Addiso'ni. Same as *Microsporon Audouini.*

Cereal (se're-al) [L. *cerea'lis*]. 1. Pertaining to edible grain. 2. Any graminaceous plant bearing an edible seed; also the seed or grain of such a plant.

Cerealin (se-re'al-in). A ferment contained in brain extract and capable of converting starch into glucose.

Cerebellar (ser-e-bel'lar). Pertaining to the cerebellum.

Cerebellifugal (ser''e-bel-if'u-gal). Tending or proceeding from the cerebellum.

Cerebellipetal (ser''e-bel-ip'et-al) [*Cerebellum* + L. *pet'ere* to seek]. Tending or moving toward the cerebellum.

Cerebellitis (ser''e-bel-li'tis). Inflammation of the cerebellum.

Cerebello-olivary (ser''e-bel-o-ol'iv-a-re). Connecting the cerebellum and olivary body.

Cerebellospinal (ser''e-bel-lo-spi'nal). Pertaining to the cerebellum and spinal cord.

Cerebellum (ser-e-bel'lum) [L. dim. of *cer'ebrum* brain]. That division of the brain behind the cerebrum and above the pons.

Cerebral (ser'e-bral). Pertaining to the cerebrum.

Cerebrasthenia (ser''e-bras-the'ne-ah, ser''e-bras-the-ni'ah) [*Cerebrum* + *Asthenia*]. Debility, mental or other, associated with brain-lesions.

Cerebration (ser-e-bra'shun) [L. *cerebra'tio*]. Functional activity of the cerebrum. **Unconscious c.**, mental action of which the subject has no consciousness.

Cerebriform (ser-eb'rif-orm) [L. *cer'ebrum* brain + *for'ma* form]. Resembling the brain or brain-substance.

Cerebrifugal (ser-e-brif'u-gal) [L. *cer'ebrum* brain + *fu'gere* to flee]. Conveying impulses away from the brain; centrifugal or exodic.

Cerebrin (ser'e-brin). 1. A colorless, fatty principle, $C_{17}H_{33}NO_3$, from brain-tissue; also any one of a group of such principles found in nerve-tissue, yelk of egg, spleen, etc. 2. A remedy prepared from the brain-substance. **C. alpha.** See *Cerebrinin.*

Cerebrinin (se-reb'rin-in). A fluid extract of the brain of the calf, for therapeutic use.

Cerebripetal (ser-e-brip'et-al) [L. *cer'ebrum* brain + *pet'ere* to seek]. Conducting or proceeding toward the cerebrum; afferent, centripetal, or esodic.

Cerebritis (ser-e-bri'tis). Inflammation of the cerebrum. **Saturnine c.**, brain-inflammation due to lead-poisoning.

Cerebrohyphoid (ser''e-bro-hi'foid) [*Cerebrum* + Gr. ὑφή tissue + εἶδος form]. Resembling brain-tissue.

Cerebroid (ser'e-broid). Resembling the brain-substance.

Cerebrol (ser'eb-rol). An oily substance from the brain.

Cerebrolein (ser-e-bro'le-in). An olein obtainable from the brain.

Cerebrology (ser-e-brol'o-je) [L. *cer'ebrum* brain + Gr. λόγος word]. The sum of knowledge regarding the brain.

Cerebroma (ser-e-bro'mah). Any abnormal mass of brain-substance outside the cranium.

Cerebromalacia (ser''e-bro-mal-a'she-ah) [L. *cer'ebrum* brain + Gr. μαλακός soft]. Abnormal softness of the brain.

Cerebrometer (ser-e-brom'e-ter). An instrument for registering the pulsatory movements of the brain.

Cerebropathy (ser-e-brop'ath-e) [L. *cer'ebrum* brain + Gr. πάθος disease]. Any disorder of the brain; especially one due to overwork.

Cerebrophysiology (ser''e-bro-fiz-e-ol'o-je). The physiology of the cerebrum.

Cerebropontile (ser''e-bro-pon'til). Pertaining to the cerebrum and pons.

Cerebropsychosis (ser''e-bro-si-ko'sis) [L. *cer'ebrum* brain + Gr. ψύκωσις life]. Any mental disorder due to disease of the psychic centers.

Cerebrosclerosis (ser''e-bro-skle-ro'sis) [*Cerebrum* + *Sclerosis*]. Morbid hardening of the substance of the cerebrum.

Cerebroscope (ser-e'bro-skōp). An ophthalmoscope for diagnosing brain-disease.

Cerebroscopy (ser-e-bros'ko-pe) [L. *cer'ebrum* brain + Gr. σκοπεῖν to inspect]. 1. The diagnostic examination of the brain, often performed by examining the eye with an ophthalmoscope. 2. Post-mortem examination of the brain.

Cerebrose (ser'e-brōs). Brain-sugar, $C_6H_{12}O_6$; a principle derivable from the brain-substance, and sometimes found in diabetic sugar: called also *Cerebrogalactose.*

Cerebrosid (ser'e-bro-sid). Any one of a class of chemic compounds existing in the brain under their own form.

Cerebrosis (ser-e-bro'sis). Any disease of the cerebrum.

Cerebrospinal (ser''e-bro-spi'nal). Pertaining to the brain and spinal cord.

Cerebrospinant (ser''e-bro-spi'nant). Any medicine or agent that affects the brain and spinal cord.

Cerebrosuria (ser''e-bro-su're-ah) [*Cerebrose* + Gr. οὖρον urine]. The occurrence of cerebrose in the urine; cerebral diabetes.

Cerebrotomy (ser-e-brot'o-me) [*Cerebrum* + Gr. τέμνειν to cut]. The anatomy or dissection of the brain.

Cerebrum (ser'e-brum or ker'e-brum) [L.]. The main portion of the brain, occupying the upper part of the cranium and consisting of two equal portions, called hemispheres, which are

united at the bottom by a mass of white matter, called the corpus callosum. **C. exsicca'tum,** the gray substance of the brain of calves, freed from fats, dried and pulverized: used therapeutically in brain- and nervous diseases. Daily dose, 30–60 gr. (2–4 gm.).

Cerecloth (sēr'kloth). Cloth impregnated with wax and made antiseptic: used in dressings.

Cereo (se're-o). A proprietary agent for predigesting starchy foods.

Cereoli (se-re'o-li) [L. "wax tapers"]. Medicated bougies.

Ceresin (ser'e-sin) [L. *ce'ra* wax]. A waxy substance from ozocerite: used as a substitute for beeswax.

Cereus (se're-us) [L. "waxen"]. A genus of cactaceous plants. *C. grandiflo'rus,* night-blooming cereus, is a cardiant. Dose of tincture, 15–20 min. (1–1.333 c.c.); of fluid extract, 5–10 min. (0.32–0.65 c.c.).

Cerevisia (ser-e-viz'e-ah) [L.]. Beer, ale, porter, or other brewed malt liquor.

Cerevisiæ fermentum (ser-e-viz'i-e fer-men'tum) [L.]. Brewer's yeast.

Cerevisin (ser-e-vis'in). Dried brewers' yeast, used internally in furunculosis and externally in vaginitis.

Ceridin (ser'id-in). A proprietary preparation said to be the active principle of yeast. It is aperient and is used internally in acne. Dose, 1½ gr. (0.1 gm.) twice a day.

Cerin (se'rin). Same as *Cerotic acid.*

Cerium (se're-um) [L.]. A metallic element; symbol Ce; atomic weight, 142.2. Its **oxalate** (ce'rii ox'alas), $Ce_2(2O_4)_3 + 9H_2O$, is a white, insoluble powder: sedative, tonic, and nervine; used in gastric irritability, vomiting of pregnancy, and reflex cough. Dose, 1–5 gr. (0.066–0.333 gm.). The cerium **nitrate** has similar qualities, and is given in the same doses.

Ceroma (se-ro'mah) [Gr. κήρωμα waxy mass]. A tumor of tissue which has undergone a waxy degeneration.

Ceromel (se'ro-mel) [L. *ce'ra* wax + *mel* honey]. A mixture of wax and honey: sometimes used as a cerate and wound-dressing.

Ceroplasty (se'ro-plas-te) [Gr. κηρός wax + πλάσσειν to mould]. The making of anatomic models in wax.

Cerotic acid (se-rot'ik). See *Acid.*

Cerumen (se-ru'men) [L.]. The wax-like secretion found within the external meatus of the ear; ear-wax.

Ceruminal, Ceruminous (se-ru'min-al, se-ru'min-us). Of or pertaining to the cerumen.

Ceruminosis (se-ru''min-o'sis). Excessive or disordered secretion of cerumen.

Ceruse (se'rūs) [L. *cerus'sa*]. The basic carbonate of lead; white lead.

Cervanthropy (ser-van'thro-pe) [L. *cer'vus* deer + Gr. ἄνθρωπος man]. Insanity in which the patient thinks he has been turned into a deer.

Cervical (ser'vik-al) [L. *cervica'lis,* from *cer'vix* neck]. Pertaining to the neck or to any cervix.

Cervicalis ascendens (ser-vik-a'lis). See *Muscles, Table of.*

Cerviciplex (ser-vis'ip-lex). The cervical plexus of nerves.

Cervicitis (ser-vis-i'tis). Inflammation of the cervix uteri; trachelitis.

Cervicobrachial (ser''vik-o-bra'ke-al). Pertaining to the neck and the arm.

Cervicodynia (ser''vik-o-din'e-ah) [L. *cer'vix* neck + Gr. ὀδύνη pain]. Pain in the neck.

Cervicofacial (ser''vik-o-fa'she-al). Pertaining to the neck and face.

Cervico-occipital (ser''vik-o-ok-sip'et-al). Pertaining to the neck and occiput.

Cervicovesical (ser''vik-o-ves'ik-al). Pertaining to the cervix uteri and bladder.

Cervimeter (ser-vim'et-er) [*Cervix* + Gr. μέτρον measure]. An apparatus for measuring the cervix uteri.

Cervix (ser'vix) [L.]. The neck or any neck-like part. **C. cor'nu,** the constricted part of the dorsal horn of gray matter in the spinal cord. **Tapiroid c.,** a uterine cervix with a peculiarly elongated anterior lip. **C. u'teri,** the lower and narrow end of the uterus, between the os and the body of the organ. **C. vesi'cæ,** the neck of the urinary bladder.

Cervus brasiliensis (ser'vus bra-zil-e-en'sis) [L.]. A Brazilian deer: its skin and hair afford a homeopathic remedy.

Cesarean section (se-za're-an) [L. *sec'tio cæsa'rea;* named from Julius *Cæsar,* who is said to have been thus born]. Delivery of the fetus by an incision through the abdominal and uterine walls.

Cesarotomy (se-zar-ot'o-me). The Cesarean section.

Cesium (se'ze-um) [L. *cæ'sium,* from *cæ'sius* blue]. A rare univalent metallic element with an alkaline oxid; symbol Cs. Some of its salts and binary compounds are used like those of potassium. **C. bitartrate,** a salt, $Cs_2C_4H_4O_6$, in colorless, soluble, prismatic crystals: recommended for nervous heart-palpitation. Dose, 2–5 gr. (0.13–0.3 gm.). **C. bromid,** a white, soluble, granular powder, CsBr: used in nervous heart-palpitation. Dose, 2–5 gr. (0.13–0.3 gm.). **C. carbonate,** a white, granular, hygroscopic salt: used as a nervine. **C. hydroxid,** a grayish, hygroscopic substance, CsOH: anti-epileptic and nervine. **C. sulphate,** a colorless, soluble salt, Cs_2SO_4, in stable prisms: anti-epileptic.

Cestode, Cestoid (ses'tōd, ses'toid) [Gr. κεστός girdle + εἶδος form]. 1. Resembling a tapeworm. 2. Any tapeworm or platyhelmian of the group to which the tapeworms belong.

Cestoidea (ses-toi'de-ah). An order of platyhelmians, including the tapeworms.

Cestus (ses'tus) [L. "a belt"]. A fold of the metatela surrounding the dorsal portion of the brain-tube.

Cetaceum (se-ta'se-um). See *Spermaceti.*

Ceterach (set'er-ak) [Arabic]. A genus of ferns. *C. officina'rum* was formerly much used as a mucilaginous astringent.

Cetraria (se-tra're-ah). 1. A genus of lichens. 2. The official name of *C. islan'dica,* the so-called Iceland moss. It is nutritious and useful in lung- and bowel-affections. Dose of decoction (*decoc'tum cetra'riæ*), 2–4 fl. oz. (64–128 c.c.).

Cetrarin (se-tra'rin). A bitter crystallizable principle, $C_{18}H_{16}O_8$, from *Cetra'ria islan'dica,* or Iceland moss. It stimulates peristalsis and the secretions of the digestive tract. Dose, 1½–3 gr. (0.099–0.2 gm.).

Cetylide (set'il-id). A compound, $(C_{16}H_{31}O_2)_3C_{16}H_{18}(OH)_3$, formed by boiling cerebrin with water.

Cevadin (sev'ad-in). A crystalline alkaloid, $C_{32}H_{49}NO_9$, from sabadilla.

Ceylon moss (se'lon). A seaweed, *Gracila'ria lichenoi'des:* one of the sources of agar.

Ceyssatite (sās'sah-tīt) [*Ceyssat,* a village of France]. A white earth from France: useful as an absorbent powder in eczema and hyperidrosis, and in preparing ointments and medicated pastes.

C. G. S. An abbreviation for *centimeter-gram-second* system, that system of measurement in which the unit of length is the centimeter, that of weight the gram, that of time the second.

Chagres fever (chag'res). See *Fever.*

Chailletia (ka-il-le'she-ah). A genus of trees and shrubs, nearly all tropical. *C. toxica'ria,* of West Africa, bears poisonous fruit and seeds.

Chalamydospore (kal-am'id-o-spōr). See under *Spore.*

Chalaza (kal-a'zah) [Gr. for "hail"]. A spinal band of albumen joining either end of the yolk of a bird's egg with the shell.

Chalazion (ka-la'ze-on) [Gr. "hailstone"]. A small tumor of the eyelid, formed by the distention of a Meibomian gland with retained secretion.

Chalcosis (kal-ko'sis) [Gr. χαλκός copper]. The presence of copper deposits in the tissues.

Chalice-cell (chal'is). See *Cell.*

Chalcitis (kal-si'tis). Same as *Chalkitis.*

Chalicosis (kal-ik-o'sis) [Gr. χάλιξ gravel]. A disorder of the lungs or bronchioles (chiefly among stonecutters), due to the inhalation of fine particles of stones; a form of pneumoconiosis.

Chalinoplasty (kal'in-o-plas-te) [Gr. χαλινός bridle; also, a corner of the mouth + πλάσσειν to mould]. Plastic surgery of the angle of the mouth.

Chalk (chawk) [L. *calx* or *cre'ta*]. Amorphous calcium carbonate; a white, lusterless, insoluble earth: slightly alkaline. See *Creta.* **C.-stone,** a gouty concretion, usually of the hands and feet: mainly composed of sodium urate, sometimes combined with various lime-salts.

Chalkitis (kal-ki'tis) [Gr. χαλχός made of metal]. Inflammation of the eyes caused by rubbing the eyes after the hands have been used on brass. Called also *Brassy eye.*

Chalybeate (kal-ib'e-āt) [L. *cha'lybs;* Gr. χάλυψ steel]. Containing or charged with iron; ferruginous or martial.

Chamælirium (kam-el-ir'e-um) [Gr. χαμαί ground + λείριον lily]. A genus of melanthaceous plants. *C. lu'teum* is a uterine tonic and diuretic. Dose of its aqueous infusion (1 ounce to 1 pint), a wineglassful.

Chamber (chām'ber) [L. *cam'era;* Gr. καμάρα]. An enclosed space or antrum. **Aqueous c.,** the space in the eye enclosing the aqueous humor, and divided by the iris into the *anterior* c. and *posterior* c. **C's of the eye,** the spaces containing the humors of the eye. **C's of the heart,** the cavities of the auricles and ventricles. **Vitreous c.,** the space in the eye enclosing the vitreous.

Chamecephalous (kam-e-sef'al-us) [Gr. χαμαί low + κεφαλή head]. Having a low, flat head.

Chamelirin, Chamælirin (kam-e-lir'in). A poisonous glucosid from *Chamælir'ium lu'teum:* a heart-depressant.

Chamois-skin (sham'wah, sham'me). A soft wash-leather, usually of sheepskin: used in surgery.

Chamomile (kam'o-mīl) [L. *chamæmil'la;* Gr. χαμαί ground + μῆλον apple]. A popular name for composite-flowered plants of the genera *An'themis, Calen'dula, Matrica'ria,* and *Tage'tes.* The common or Roman chamomile is *An'themis nob'ilis:* a useful tonic and febrifuge. It is used in dyspepsia and as a diaphoretic, and locally in fomentations for relieving pain. Dose of powder, ½–1 dr. (1.95–3.9 gm.); of extract, 2–10 gr. (0.13–0.65 gm.); of infusion, 2–4 fl. oz. (59–118 c.c.). **Oil of c.,** the volatile oil of *An'themis nob'ilis.* Dose, 2–10 min. (0.13–0.65 c.c.).

Champacol (sham'pak-ol). The camphor, $C_{17}H_{30}O$, of the wood of the champak tree, *Michel'ia cham'paca:* in white, soluble needles.

Champagne (sham-pān') [Fr.]. An effervescent French wine, with from 5 to 13 per cent. of alcohol: a diffusible stimulant, soothing to certain cases of irritable stomach.

Champignon (shawm-pēn-yaw') [F. "mushroom"]. Suppurative inflammation of the spermatic cord of a horse sometimes following castration.

Chancre (shang'ker) [Fr.]. The primary lesion of syphilis. **Fungating c.,** soft chancre, characterized by fungoid granulations. **Hard, Hunterian,** or **True c.,** a constitutional venereal sore, followed by true syphilis. Its base and sides are distinctly hard, and it gives off a thin secretion that produces syphilis when inoculated upon another person. **Mixed c.,** an alleged form of soft chancre which is followed by constitutional syphilis. **Nisbeth's c.,** nodular abscesses in the penis after acute lymphangitis from soft chancre. **Non-infecting, Simple,** or **Soft c.** See *Chancroid.* **Ricord's c.,** the parchment-like initial lesion of syphilis. **Rollet's c.,** mixed chancre.

Chancroid (shang'kroid). A soft or non-syphilitic venereal sore. It begins as a pustule on the genitals, forming soon after inoculation: it grows rapidly, and finally breaks down into a virulent ulcer, discharging pus. The secretion of a chancroid is contagious, but does not produce constitutional syphilis. **Phagedenic c.,** chancroid with a tendency to slough. **Serpiginous c.,** a variety which tends to spread in curved lines.

Chancroidal (shang-kroi'dal). Pertaining to chancroid.

Chancrous (shang'krus). Of the nature of chancre.

Change of life (chānj). The menopause, or normal and final cessation of the menses, often attended with various constitutional disturbances.

Change of sound, Biemer's, or **Gerhardt's.** A change of percussion-note according to the patient's position: an indication of pneumothorax, etc.

Channel (chan'el) [L. *cana'lis* a water-pipe]. That through which anything flows; a cut or groove. **Blood-c's,** narrow passages with no distinct walls, but containing blood: they are found in fresh granulation-tissue. **Lymph-c's,** the smaller lymph-sinuses; irregular spaces in and about the lymphatic glands and around lymphatic vessels. **Perinurial c.,** a lymph-channel which surrounds a nerve-trunk.

Chapparo amargoso. A Mexican plant said to be useful in amebic dysentery. Dose of fluidextract 30–60 min. (4–8 c.c.).

Chappa (tshap'ah). A disease of West Africa somewhat resembling syphilis or yaws.

Charbon (shar-bon') [Fr. for "coal"]. Malignant pustule; true or contagious anthrax.

Charcoal (char'kōl). Carbon prepared by charring organic material. See *Carbo.* **Animal c.,** carbo animalis; a variety obtained by roasting bones, blood, and other animal matter. It is used as a decolorizing-agent. Called also *Bone-black* and *Ivory-black.* **Bone-c.,** animal charcoal. **Vegetable-c.,** or **Wood-c.,** is used as a deodorizer, absorbent, and antifermentative in dyspepsia, diarrhea, and dysentery. It is also used as a dentifrice and in making poultices for foul ulcers.

Charcot's disease, etc. (shar'koz). See *Disease,* etc.

Charlatan (shar'lat-an) [Fr.]. A quack or medicaster; a pretender to medical skill.

Charlatanism, Charlatanry (shar'lat-an-izm,

shar'lat-an-re). Quackery, or pretence in the practice of medicine.

Charleyhorse (char'le-hors). Stiffness of the arms and legs in baseball-players.

Charpie (shar-pe') [Fr.]. Scraped lint; a preparation of spun linen: used in dressing wounds.

Charta (kar'tah), pl. *char'tæ* [L.; Gr. χάρτης]. 1. Paper. 2. A piece of paper, medicated or otherwise. **C. atropina'ta,** paper charged with atropin and cut into small bits, each containing a milligram of it. **C. canthar'idis, C. epispas'tica,** cantharidal or blistering paper. **C. explorato'ria lu'tea,** turmeric-paper; paper stained with turmeric for use as a test-paper. **C. potas'sii nitra'tis,** paper medicated with potassium nitrate: when burned, its fumes relieve the paroxysms of asthma. **C. sina'pis,** mustard-paper; paper with a preparation of powdered mustard-seed: used as a rubefacient and derivative.

Chartreuse (shar-truz') [Fr.]. A cordial liqueur, from the southeast of France: prepared with brandy and various tonic and aromatic simples.

Chartula (kart'u-lah), pl. *chart'ulæ* [L. dim. of *char'ta* paper]. A small piece of paper, as for containing a dose of a medicinal powder.

Chassaignac's tubercle (shas-ān-yahks'). See *Tubercle.*

Chaud-pisse (sho-pēs') [Fr.]. A burning sensation experienced during micturition.

Chaulmoogra, Chaulmugra (tchawl-moo'grah). A bixaceous tree of Southern Asia, *Gynocar'dia odora'ta:* its seeds afford an oil recommended for use in cases of leprosy, rheumatism, syphilis, and skin-diseases. Dose, 2–10 min. (0.13–0.6 gm.).

Chawstick (tchaw'stik). A creeping shrub of Florida and tropical America, *Gouan'ia dominguen'sis;* an aromatic tonic: used as a dentifrice.

Chaya (tcha'yah). The chenopodiaceous plant *Aer'va lana'ta:* used in Asia as a resolvent medicine.

Chaya-ver (tcha'yah-vēr). A rubiaceous plant, *Oldenlan'dia umbella'ta:* cultivated in India, and used like madder as a dye-stuff; it contains alizarin.

Chebule (keb'yūl). The dried fruit of *Termina'lia Cheb'ula,* an East Indian tree; chebulic myrobalan: it is used as an astringent.

Checkerberry (chek'er-ber-re). See *Gaultheria.*

Check-experiment (chek'). See *Experiment, Control-.*

Cheek-bone (chēk-bōn). The malar bone.

Cheese (chēz) [L. *ca'seus*]. A food prepared from milk which has been acted upon by rennet or other like ferment: casein and a little butter are its main ingredients.

Cheesy (che'ze). Caseous; resembling cheese.

Cheilectropion (ki-lek-tro'pe-on) [Gr. χεῖλος lip + *Ectropion*]. Eversion of the lip.

Cheilitis (ki-li'tis) [Gr. χεῖλος lip]. Inflammation of the lip. **C. glandula'ris,** chronic swelling and hardening of the lip due to inflammation of its glands.

Cheiloangioscopy (ki''lo-an-je-os'ko-pe) [Gr. χεῖλος lip + ἀγγεῖον vessel + σκοπεῖν to see]. Microscopic observation of the circulation in the blood-vessels of the lip.

Cheilognathopalatoschisis (ki''lo-na''tho-pal-at-os'kis-is) [Gr. χεῖλος lip + γνάθος jaw + L. *pala'tum* palate + Gr. σχίσις cleft]. A malformation marked by cleft of the lip, upper jaw, and hard and soft palates.

Cheilognathus (ki-log'na-thus) [Gr. χεῖλος lip + γνάθος jaw]. Harelip.

Cheilopalatognathus (ki''lo-pal-at-og'na-thus) [Gr. χεῖλος lip + L. *pala'tum* palate + Gr. γνάθος jaw]. Cleft palate combined with fissure of the alveolar process of the jaw.

Cheiloplasty (ki'lo-plas-te) [Gr. χεῖλος lip + πλάσσειν to form]. Surgical repair of a defect of the lip by a plastic operation.

Cheiloschisis (ki-los'kis-is) [Gr. χεῖλος lip + σχίσις cleft]. Same as *Harelip.*

Cheilostomatoplasty (ki''lo-sto'mat-o-plas-te) [Gr. χεῖλος lip + στόμα mouth + πλάσσειν to form]. Plastic surgery or restoration of the lips and mouth, as after the removal of a cancer.

Cheiragra (ki-ra'grah, ki'rag-rah) [Gr. χείρ hand + ἄγρα seizure]. Gout of the hand.

Cheiralgia. See *Chiralgia.*

Cheirokinesthetic (ki''ro-kin-es-thet'ik) [Gr. χείρ hand + *Kinesthetic*]. Pertaining to the subjective perception of the movements of the hand, especially in writing.

Cheiromegaly (ki-ro-meg'al-e). Pseudo-acromegaly in which the swelling affects the hands, wrists, and ankles.

Cheiropodist. See *Chiropodist.*

Cheiropompholyx (ki-ro-pom'fo-lix) [Gr. χείρ hand + πομφόλυξ a water-bubble]. A skin-disease with peculiar vesicles on the palms and soles.

Cheirospasm (ki'ro-spazm) [Gr. χείρ hand + σπασμός spasm]. Writers' or telegraphers' cramp or other similar spasm affecting the hand.

Cheken (che'ken). A South American plant, *Myr'tus Che'ken:* its leaves have properties like those of eucalyptus. Dose of fluid extract, 1–3 fl. dr. (3.69–11.09 c.c.).

Chekenin (chek'en-in). A yellowish, crystalline principle, $C_{12}H_{11}O_3$, from cheken-leaves.

Chekenone (chek'en-ōn). A crystalline principle, $C_{40}H_{44}O_8$, from cheken-leaves.

Chelen (ke'len). Same as *Ethyl chlorid.*

Chelerythrin (ke-ler'ith-rin). An alkaloid, $C_{21}H_{17}NO_4$, from *Chelido'nium ma'jus:* like sanguinarin, except that it has yellowish salts.

Chelidonin (kel-id-o'nin). A bitter alkaloid, $C_{19}H_{17}N_3O_3 + 2H_2O$, from *Chelido'nium ma'jus:* its phosphate, sulphate, and tannate are mildly narcotic. Dose of sulphate, 1½–3 gr. (0.05–0.2 gm.); of tannate, 3 gr. (0.2 gm.).

Chelidonium (kel-id-o'ne-um) [L.; Gr. χελιδών a swallow]. A genus of papaveraceous plants; celandine. *C. ma'jus* is purgative, cholagogue, narcotic, and expectorant, and is used in whooping-cough, jaundice, pneumonia, etc. Dose, 15–60 gr. (0.95–3.9 gm.); of juice, 5–10 min. (0.32–1.3 c.c.).

Cheloid (ke'loid) [Gr. χηλή claw + εἶδος form]. See *Keloid.*

Chelone (ke-lo'ne) [Gr. *tortoise*]. A genus of scrophulariaceous plants. *C. gla'bra* (balmony, or snake-head) is a bitter tonic and aperient. Dose of decoction (2 ounces to a pint), 1–2 fl. oz. (29.5–59 c.c.).

Chelonin (ke-lo'nin). A dry preparation from *Chelo'ne gla'bra:* aperient, tonic, and anthelmintic. Dose, 1–4 gr. (0.066–0.264 gm.).

Chemic, Chemical (kem'ik, kem'ik-al). Of or pertaining to chemistry.

Chemicocautery (kem''ik-o-kaw'ter-e). Cauterization by chemical means.

Cheminosis (kem-in-o'sis) [Gr. *Chemistry* + νόσος disease]. Any disease due to chemical agents.

Chemiotaxis (kem''e-o-taks'is). See *Chemotaxis.*

Chemise (shem-ēz') [Fr. "shirt"]. A muslin dressing for use mainly in rectal and vesical surgery.

Chemist (kem'ist). An expert in chemistry: incorrectly, a druggist or apothecary.

Chemistry (kem'is-tre) [Gr. χημεία]. The science which treats of the elements and atomic relations of matter, and of the various compounds of the elements. **Analytical c.,** c. which deals with analysis of substances. **Inorganic c.,** that branch of the science of chemistry which deals with non-organized bodies or those which do not contain carbon. **Mineral c.,** inorganic c. **Organic c.,** that branch of chemistry which deals with organized substances or those that contain carbon. **Synthetical c.,** that branch of chemistry which deals with the building-up of substances from their constituents.

Chemocephalus (ke''mo-sef'a-lus). A monster with a flat head.

Chemolysis (ke-mol'is-is) [*Chemistry* + Gr. λύσις solution]. Chemical decomposition.

Chemoresistance (kem-o-re-sis'tanse). Specific resistance acquired by cells to the action of chemicals.

Chemosis (ke-mo'sis) [Gr. from χήμη cockle-shell]. Excessive edema of the ocular conjunctiva, whether inflammatory or not.

Chemotactic (kem-o-tak'tik). Of or pertaining to chemotaxis.

Chemotaxis (kem-o-tax'is) [Gr. χημεία chemistry + τάξις arrangement]. The phenomenon shown by certain living cells of moving toward (*positive c.*) or away from (*negative c.*) certain other cells or substances.

Chemotherapy (kem-o-ther'ap-e). Treatment by chemical compounds.

Chemotic (ke-mot'ik). Pertaining to or affected with chemosis.

Chemotropism (ke-mot'ro-pizm) [Gr. χημεία chemistry + τροπή a turn]. Chemotaxis, especially as manifested between phagocytes and certain bacteria, in which either the phagocytes destroy the bacteria or the bacteria destroy the phagocytes.

Chenopodium (ken-o-po'de-um) [L., from Gr. χήν goose + πούς foot]. A genus of chenopodiaceous plants. The fruit of *C. ambrosioi'des v. anthelmin'ticum,* or American wormseed: it is anthelmintic, and is used for round-worms. Dose of powder, 20–40 gr. (1.3–2.6 gm.); of volatile oil, 5–10 min. (0.333–0.666 c.c.).

Cheromania (ke-ro-ma'ne-ah) [Gr. χαίρειν to rejoice + μανία madness]. Mania characterized by exaltation and cheerfulness.

Cherry (cher're) [L. *cer'asus*]. The name of various rosaceous trees and species, of the genus *Pru'nus.* See *Prunus virginiana.* **C.-laurel,** an old-world evergreen cherry-tree, *Pru'nus laurocer'asus:* from its leaves a water (*a'qua laurocer'asi*) is distilled, having the general properties of hydrocyanic acid. Dose, 5–30 min. (0.33–2 c.c.).

Chervil (cher'vil) [L. *cerefo'lium, chærophyl'lum;* Gr. χαιρέφυλλον]. A cultivated umbelliferous plant, *Chærophyl'lum sati'vum:* the leaves are used in cookery; the plant is aromatic and diuretic, with the properties of celery.

Chest (chest). The popular term for the thorax. **Flat-c.,** deformity of the chest in which it is flattened from before back. **Funnel-c.,** pigeon-breast, in which the lower end of the sternum is retracted and variously deformed. **Phthinoid c.,** the same as *Flat-chest:* so-called as indicating a tubercular diathesis.

Chestnut. See *Castanea.*

Cheyne-Stokes' respiration, etc. See *Respiration* and *Nystagmus.*

Chian (ki'an). Pertaining to the island of Chios. See *Turpentine.*

Chiasm (ki'azm) [L. *chias'ma;* Gr. χίασμα]. A decussation or X-shaped crossing. **Optic c.,** the decussation of the optic nerve.

Chiastometer (ki-as-tom'et-er) [Gr. χιαστός crossed + μέτρον measure]. An apparatus for measuring any deviation of the optic axes from their normal parallelism.

Chibou (she-boo'), **Cachibou** (kash'ee-boo). A resin like elemi, from *Bur'sera gummif'era,* a tree of tropical America and Southern Florida: not used in official medicine.

Chicken-breast (chik'en-brest). Undue prominence of the sternum, caused by some obstruction of infantile respiration, and possibly, in some cases, by rickets.

Chicken-fat clot (chik''en-fat klot'). A yellowish blood-clot.

Chicken-pox (chik'en-pox). See *Varicella.*

Chicle (che'kla) [Sp.]. The gum of *A'chras sapo'ta,* a tree of tropical America: used in the manufacture of chewing-gum.

Chignon fungoid (shēn-yaw'). See *Fungoid.*

Chigo, Chigre, or **Jigger** (che'go, che'grā, jig'er). 1. The *Sarcopsyl'la pen'etrans,* a sand-flea of tropical regions: it often burrows in the hands and feet, causing great distress, and sometimes having even a fatal result. 2. A harvest-mite, *Lep'tus ir'ritans,* of the Southern United States, which sometimes becomes an annoying semi-parasite.

Chilblain (chil'blān) [L. *per'nio*]. Inflammation and swelling of the toes, feet, or fingers due to the influence of cold.

Childbed (chīld'bed) [L. *puerpe'rium*]. The puerperal state, condition, or season; lying in.

Childhood (chīld'hood). The period of life before puberty, and especially that which follows infancy.

Chill (chil). A shivering or shaking; an attack of involuntary contractions of the voluntary muscles, accompanied by a sense of cold and pallor of the skin. **C's and fever,** a popular name for intermittent fever.

Chilo-. For words thus beginning see *Cheilo-.*

Chimaphila (ki-maf'il-ah) [Gr. χεῖμα winter + φιλεῖν to love]. 1. A genus of ericaceous plants. 2. The U. S. P. designation of the leaves of *C. umbella'ta,* or pipsissewa. It is tonic and diuretic, astringent, and irritant: used in scrofula, nephritis, and cystitis. Dose of fluid extract, 1–2 dr. (2–8 c.c.).

Chimaphilin (ki-maf'il-in). A crystalline principle, $C_{10}H_{19}O$, from *Chimaph'ila umbella'ta;* also a dry preparation of the same: vaunted as a cancer remedy and as a diuretic. Dose, 2–3 gr. (0.13–0.2 gm.).

Chimogene (ki'mo-gēn) [Gr. χεῖμα winter + γεννᾶν to produce]. An extremely volatile liquid used in producing local anesthesia by cold.

Chin (chin). The anterior prominence of the lower jaw; the mentum. **Galoche c.,** a chin that is congenitally thrust forward.

China (ki'nah). Cinchona, or Peruvian bark.

Chinaphenin (kin-af-e'nin). The quinin carbonic acid ester of phenetidin: antipyretic and antineuralgic. Dose 5–20 gr. (0.33–1.32 gm.).

Chinaphtol (ki-naf'tol). A bitter, yellow, crystalline substance, converted in the intestine into quinin and naphtol-sulphonic acid: an intestinal antiseptic and tonic. Daily dose, 7½–75 gr. (0.5–5 gm.).

China-root (chi'nah-root). The rhizome of *Smi'lax Chi'na,* a plant of Southeastern Asia, much resembling sarsaparilla.

Chinaseptol (kin-as-ep'tol). Same as *Diaphtol.*

Chin-cough (chin'kawf). Whooping-cough, or pertussis.

Chinin (ki'nin). Same as *Quinin.*

Chinoform (ki'no-form). A cincho-tannic acid and formaldehyd compound: useful in chronic enteritis and typhoid fever.

Chinoidin (kin-oi'din). An amorphous commercial mixture of the cinchona alkaloids, of which it has the general properties. Dose, 1–60 gr. (0.066–4 gm.).

Chinol (ki'nol). A white, powdery antipyretic and analgesic coal-tar derivative, C_9H_6NClO, or chinolin hydrochlorid. Dose, 3–5 gr. (0.19–0.33 gm.).

Chinolin (kin'o-lin). See *Quinolin.*

Chinone (kin'ōn). See *Quinone.*

Chinopyrin (kin-o-pi'rin). A combination of quinin hydrochlorid (50 per cent.) and antipyrin (33½ per cent.): used hypodermically in malarial disorders. Hypodermic dose, 15 min. (1 c.c.).

Chinoral (kin-o'ral). An oleaginous, bitter compound containing quinin and chloral: antiseptic and hypnotic. Dose, $\frac{7}{10}$–15 gr. (0.05–1 gm.). Called also *Quinochloral.*

Chinosol (ki'no-sol). A yellow powder, $C_9H_6NO_4SO_3KH_2O$; oxychinolin potassium sulphonate: antiseptic, antipyretic, astringent, and styptic. It is used externally in solution of from 1:5000 to 1:500, internally in dose, 1–5 gr. (0.06–0.3 gm.).

Chinotoxin (ki-no-tok'sin). Quinotoxin; a poisonous artificial compound with properties resembling those of curare.

Chinotropin (ki-no-tro'pin). Urotropin quinate: used as a urinary disinfectant and a solvent for uric acid. Dose, 5–20 gr. (0.33–1.32 gm.).

Chiolin (ki'o-lin). A proprietary antipruritic and antiseptic remedy: used for pruritus, neuralgia, neuritis, and rheumatism.

Chionablepsia (ki''o-nah-blep'se-ah) [Gr. χιών snow + ἀβλεψία blindness]. Snow-blindness.

Chionanthin (ki-o-nan'thin). A resinoid from *Chionan'thus virgin'ica:* tonic, aperient, and sedative. Dose, 1–3 gr. (0.065–0.19 gm.).

Chionanthus (ki-o-nan'thus) [Gr. χιών snow + ἄνθος flower]. A genus of oleaceous shrubs: *C. virgin'ica,* the fringe-tree of North America, is tonic, diuretic, and aperient. Dose of fluid extract of the bark, ½–1 fl. dr. (1.8–3.7 c.c.).

Chionyphe Carteri (ki-on'if-e kar'ter-i). A fungus said to be the cause of Madura foot.

Chiragra (ki-ra'grah) [Gr. χείρ hand + ἄγρα seizure]. Pain in the hand.

Chiralgia (ki-ral'je-ah). Same as *Chiragra.*

Chirapsia (ki-rap'se-ah). Massage; hand-friction.

Chirata, Chiretta (ki-ra'tah, ki-ret'tah) [Tamil *shay'raet*]. The plant *Swer'tia Chira'ta,* a gentianaceous herb of India. It is a bitter tonic and cholagogue: official preparations, a tincture and a fluid extract. Dose of tincture, 15–60 min. (1–4 c.c.); of fluid extract, 15–30 min. (1–2 c.c.).

Chiratin (ki-ra'tin). A bitter principle, $C_{26}H_{48}O_{15}$, from chirata.

Chirettin (ki-ret'tin). A dry, saccharated, proprietary preparation of chirata.

Chirol (ki'rol). A solution of resins and fatty oils in ether and alcohol, used for sterilizing the hands before surgical operations.

Chiroplasty (ki'ro-plas-te) [Gr. χείρ hand + πλάσσειν to form]. A plastic operation on the hand.

Chiropodist (ki-rop'o-dist) [Gr. χείρ hand + πούς foot]. One who treats corns, bunions, and other affections of the hands and feet.

Chiropody (ki-rop'o-de). The art, business, or profession of a chiropodist.

Chirurgeon (ki-rur'jun) [antiquated]. A surgeon.

Chirurgery (ki-rur'jer-e) [L. *chirur'gia,* from Gr. χείρ hand + ἔργον work]. Same as *Surgery.*

Chirurgical (ki-rur'jik-al). Pertaining to surgery; surgical.

Chitin (ki'tin) [Gr. χιτών tunic]. A horny substance, $C_{15}H_{26}N_2O_{10}$, forming the framework of shells of crabs and lobsters and the shards of beetles.

Chitinous (kit'in-us). Composed of or of the nature of chitin. **C. degeneration.** See *Degeneration, Amyloid.*

Chitonitis (ki-to-ni'tis) [Gr. χιτών tunic]. Inflammation of any investing membrane.

Chitose (ki'tōs). A sugar $C_6H_{12}O_6$, formed by the reduction of chitonic acid.

Chittim (chit'tim). The shrub *Rham'nus purshia'na,* of North America, which affords cascara sagrada.

Chlamydobacteria (klam''id-o-bak-te're-ah) [Gr. χλαμύς cloak + *Bacteria*]. A division of bacteria including those species that are surrounded by a thick sheath or capsule. It includes Cladothrix, Crenothrix, Phragmidothrix, and Thiothrix.

Chlamyd'ophrys sterco'rea. A protozoan found in the feces of man and various animals. Called also *Platoum stercoreum.*

Chlamydospore (klam'id-o-spōr) [Gr. χλαμύς cloak + *Spore*]. 1. The reproductive organ of certain fungi; so named because of its being enclosed by two envelopes. 2. A spore that is covered. See *Spore.*

Chloasma (klo-az'mah) [Gr. χλοάζειν to be green]. A cutaneous discoloration occurring in yellowish-brown patches and spots. The term is applied vaguely to various pigmentary skin-discolorations. **C. cachectico'rum,** chloasma due to cachectic conditions of tuberculosis, syphilis, malaria, etc. **C. hepat'icum,** the so-called liver-spot; a skin-discoloration following dyspepsia. **C. phthisico'rum,** brown patches on the cheeks and forehead of tuberculous patients. **C. uteri'num,** a skin-discoloration which occurs during gestation.

Chloracetic acid (klo-ras-e'tik). See *Acid.*

Chloracetization (klo''ras-et-iz-a'shun). The production of local anesthesia by the application of equal parts of chloroform and glacial acetic acid.

Chloral (klo'ral) [*Chloral* + *Alcohol*]. A colorless, oily liquid, C_2HCl_3O (also called *Anhydrous c.* and *Hydrated c.,* U. S. P.), prepared by the mutual action of alcohol and chlorin. Combined with water it forms ordinary chloral (called *C. hydrate*), $C_2HCl_3O.H_2O$, a deliquescent crystalline substance, having an aromatic, penetrating odor and a bitter, caustic taste. Chloral hydrate is an anodyne, hypnotic, and antispasmodic in insomnia, mania, delirium tremens, hysteria, tetanus, labor, puerperal and other convulsions, chorea, spasmodic croup, asthma, laryngismus stridulus, hiccough, etc. It is used locally in neuralgia and is applied to foul sores and ulcers. Dose, 15–30 gr. 1–2 gm.). **C.-ammonium,** a substance, $CCl_3.CH.OH.NH_2$, resembling chloral, but more stimulating to the circulation. Dose, 5–20 gr. (0.333–1.3 gm.). **Butyl-c.,** an oily, pungent liquid, $C_4H_5Cl_3O$, whose hydrate, **Butyl-c. hydrate,** a crystalline compound, is used like chloral hydrate. Dose, 15 gr. (1 gm.). **C.-caffein,** an antispasmodic and anodyne combination of caffein and chloral, $C_8H_{10}N_4O_2.C_2Cl_3HO$, soluble in water. Dose (hypodermic), 3–4½ gr. (0.194–0.293 gm.). **C. carbamid,** a milky hypnotic preparation: little used. **C.-carbol,** chloral hydrate, 1 part, and carbolic acid, $1\frac{4}{10}$ parts: locally anesthetic and counterirritant. **C.-carmin,** a staining-fluid made of carmin, 0.05 gm.; hydrochloric acid, 30 min.; alcohol, 20 c.c.; and chloral hydrate, 25 gm. **C. cyanhydrate,** a white, crystalline substance, $CCl_3CHONCH$: recommended for use in the place of bitter-almond water: called also *C. hydrocyanate.* **Hydrated c.,** the U. S. P. name for chloral. **Insoluble c.** See *Metachloral.* **C.-menthol,** a liquid composed of equal parts of chloral and menthol. It is locally anesthetic and counterirritant.

Chloralacetophenonoxim (klo''ral-as''et-o-fe''non-ox'im). An agent in colorless prismatic crystals: used for tetanus and epilepsy.

Chloralacetoxim (klo''ral-as-et-ox'im). A hypnotic of the class called chloraloxims.

Chloralamid (klo-ral-am'id). Chloral formamidate, a crystalline compound, $CCl_3CH(OH)(NHCHO)$, slowly soluble in water: a somnifacient slower, but probably safer, than chloral. Dose, 20–60 gr. (1.29–3.88 gm.).

Chloralantipyrin (klo-ral-an-te-pi'rin). See *Hypnal.*

Chloralbacid (klo-ral-bas'id). A chlorin and albumin compound: for use in stomach disorders. Dose, 7½–15 gr. (0.5–1 gm.).

Chloralcaffein (klo-ral-kaf'e-in). A compound of chloral and caffein employed in rheumatism.

Chloralcamphoroxim (klo''ral-kam-for-ok'sim). A compound of camphor belonging to the group of chloraloxims: hypnotic.

Chloralformamid (klo-ral-for-mam'id). Chloralamid.

Chloralimid (klo-ral'im-id). A tasteless and odorless crystalline substance, CCl_3CHNH: used as a substitute for chloral. Dose, 3–7 gr. (0.19–0.45 gm.).

Chloralin (klo'ral-in). An antiseptic fluid derived from chlorin and phenol.

Chloralism (klo'ral-izm). The habitual use of chloral; also the depraved state of body and mind which follows such misuse.

Chloralization (klo-ral-iz-a'shun). 1. Same as *Chloralism.* 2. Anesthesia by the use of chloral.

Chloralnitrosobetanaphthol (klo-ral-ni-tro-be-tah-naf'tol). A white crystalline powder, $C_{12}H_8Cl_3NO_3C_{10}H_5(OH)$; $N_1OCH(OH)CCl_3$, having hypnotic and antiseptic properties.

Chloralose (klo'ral-ōs). A crystalline hypnotic substance, $C_8H_{11}Cl_3.O_6$, a compound of chloral and glucose. Soluble in alcohol and hot water; sparingly soluble in cold water. Dose, 3–14 gr. (0.194–0.907 gm.).

Chloraloxim (klo-ral-ok'sim). Any one of a group or series of compounds of chloral hydrate with oxims. They are medicinally active, but are not employed as hypnotics.

Chloralum (klo-ral'um). A commercial name for various disinfectant mixtures of aluminum chlorid. **C. hydra'tum,** the U. S. P. name for chloral.

Chloralurethan (klo-ral-u're-than). Same as *Ural.*

Chloramyl (klo-ram'il). 1. Amyl in which the hydrogen is replaced by chlorin. 2. Chloroform, 1 pound, mixed with 2 drams of amyl nitrite: anesthetic.

Chloranemia (klo-ran-e'me-ah). Same as *Chlorosis.*

Chloranodyne (klo-ran'o-dīn). An anodyne mixture: contains morphin, cannabis, hydrocyanic acid, chloroform, peppermint, and capsicum. Dose, 15 min. (1 c.c.).

Chloranthus (klo-ran'thus) [L.; Gr. χλωρός green + ἄνθος flower]. A genus of piperaceous plants. *C. officina'lis,* of Southeastern Asia, has a camphory smell, and is highly valued as a stimulant in low fevers.

Chlorate (klo'rāt). Any salt of chloric acid.

Chlorazol (klo'ra-zol). A highly poisonous, oily liquid obtained by treating albumin, glutin, or dried muscle with strong nitric and hydrochloric acids.

Chlorcamphor (klor-kam'for). A name given to various compounds of camphor and chlorin: several have had a limited use in medicine.

Chloremia (klo-re'me-ah) [Gr. χλωρός green + αἷμα blood]. A disease marked by a depraved condition of the blood, with decrease in the red corpuscles and in the amount of hemoglobin.

Chlorephidrosis (klo''ref-id-ro'sis) [Gr. χλωρός green + ἐφίδρωσις perspiration]. Green perspiration.

Chlorethyl (klo-re'thil). Ethyl chlorid.

Chloretone (klo're-tōn) [*Chloroform* + *Acetone*]. A white, crystalline compound, $CCl_3(CH_3)_2C.OH$, having a camphoraceous odor, formed when caustic potash is added to equal weights of acetone and chloroform. It is sparingly soluble in water, but very soluble in chloroform, alcohol, and ether. It is a hypnotic and a local anesthetic. Dose, 5–20 gr. (0.333–1.333 gm.).

Chloric (klo'rik) [L. *chlo'ricus*]. Derived from or containing chlorin.

Chlorid (klo'rid). Any binary compound of chlorin.

Chloriden (klo'rid-en). Ethyliden chlorin.

Chlorin (klo'rin) [L. *chlo'rum* or *chlori'num,* from Gr. χλωρός green]. A yellowish-green, gaseous element, of suffocating odor; symbol Cl; atomic weight, 35.4; specific gravity, 2.45. It is disinfectant, decolorant, and an irritant poison. It is used for disinfecting, fumigating, and bleaching, either in an aqueous solution or in the form of chlorinated lime. **C.-water** [L. *a'qua chlo'ri*], water charged with chlorin: antiseptic and cleansing. Dose, 10–20 min. (0.666–1.333 c.c.).

Chlorinated (klo'rin-a-ted). Charged with chlorin.

Chlorite (klo'rīt). A salt of chlorous acid.

Chloro-anemia (klo''ro-an-e'me-ah). 1. Same as *Chlorosis.* 2. Anemia associated with rickets, tuberculosis, cancer, syphilis, etc.

Chlorobrightism (klo-ro-brīt'izm). Chlorosis with albuminuria.

Chlorodyne (klo'ro-dīn) [*Chloroform* + Gr. ὀδύνη pain]. A proprietary anodyne containing chloroform, hydrocyanic acid, capsicum, and cannabis. Dose, 5–10 min. (0.33–0.66 c.c.).

Chlorodynomania (klo''ro-di-no-ma'ne-ah). Habitual use of chlorodyne as an intoxicant.

Chloroform (klo'ro-form) [L. *chloror'mum;* from *Chlorin* + *Formyl*]. A colorless, volatile liquid, $CHCl_3$, of a strong ethereal smell and a sweetish, burning taste. It is formed by the action of chlorinated lime on methyl alcohol. It is a strong anesthetic, anodyne, and antispasmodic, and a good counterirritant. It is usually administered by inhalation. As an anodyne it may be given in small doses by the mouth. It is also used in the form of a liniment in rheumatism, headache, and neuralgia. **Acetone c.,** chloroform made from acetone. **Alcoholized c.,** a mixture of chloroform and alcohol. **Anschütz's c.,** a crystalline substance; called also salicylid-chloroform: gentle heat liberates a vapor of pure chloroform from it. **Methyl c.,** an anesthetic. CH_3CCl_3: said to be safer than ordinary chloroform. **Pictet's c.,** chloroform purified by congelation at a very low temperature.

Chloroformin (klo-ro-for'min). A poison (like etherin, benzenin, and xylenin) extractable by chloroform from tubercle-bacilli: called also *Chloroformobacillin.*

Chloroformism (klo'ro-form-izm). 1. The habitual use of chloroform for its narcotic effect. 2. The anesthetic effect of the vapor of chloroform.

Chlorogenin (klo-ro-jen'in). Same as *Alstonia.*

Chloroglobin (klo-ro-glo'bin) [Gr. χλωρός green + L. *glo'bus* globe]. A proteid substance in the form of green, oily globules, derived from plant-leaves by the action of resorcin.

Chloroiodolipol (klo''ro-i''o-dol'ip-ol). A disinfectant and antiseptic mixture of creosote and chlorinated phenol.

Chlorol (klo'rol). A solution of common salt, hydrochloric acid, and mercuric chlorid, each 1 part, in a 3 per cent. copper-sulphate solution in water 100 parts.

Chlorolin (klo'ro-lin). An antiseptic and disinfectant solution of the chlorophenols.

Chloroma (klo-ro'mah) [Gr. χλωρός green + -ωμα tumor]. Green cancer; a rare form of sarcoma, mostly developed upon the cranial periosteum: called also *Chlorosarcoma*.

Chloropercha (klo-ro-per'chah). A solution of gutta percha in chloroform, used as a filling for fine root-canals.

Chlorophane (klo'ro-fān) [Gr. χλωρός green + φαίνειν to show]. A greenish-yellow chromophane or pigment obtainable from the retina.

Chlorophenol (klo-ro-fe'nol). See *Chlorphenol*.

Chlorophyl (klo'ro-fil) [Gr. χλωρός green + φύλλον leaf]. The green coloring-matter of plants.

Chloropia, Chloropsia (klo-ro'pe-ah, klo-rop'se-ah) [Gr. χλωρός green + ὄψις vision]. A visual defect in which all objects appear green.

Chloroplastid (klo-ro-plas'tid) [Gr. χλωρός green + πλαστός form]. Any one of the chlorophyl bodies of plants and animal cells.

Chloroquinone (klo-ro-kwin'ōn). Any one of a series of compounds formed by the action of chlorin on quinone.

Chlorosalol, Chlorsalol (klo''ro-sal'ol, klor-sal'ol). Chlorophenol salicylate, $C_6H_4(OH)CO.OC_6H_4Cl$, an antiseptic: used mainly in external applications. See *Parachlorosalol*.

Chlorosin (klo-ro'sin). An antiseptic chlorin and albumin compound: used in catarrh and cancer of the stomach.

Chlorosis (klo-ro'sis) [Gr. χλωρός green]. Green-sickness; a peculiar anemia mostly affecting girls about the age of puberty: so called from the greenish pallor of the skin. It is marked by perverted appetite, digestive impairment, debility, dysmenorrhea, amenorrhea, and nervous disturbance. **Egyptian c.**, ankylostomiasis.

Chlorotic (klo-rot'ik). Pertaining to or affected with chlorosis.

Chlorozone (klo'ro-zōn) [*Chlorin* + *Ozone*]. A yellow disinfectant liquid obtained by the action of nascent chlorin upon a solution of caustic soda.

Chlorphenol (klor-fe'nol). A substance, C_6H_4Cl-OH, prepared by the action of chlorin on phenol: antiseptic and antituberculotic: used by inhalation and as a local application.

Chlorsalol (klor-sal'ol). Salol with its hydrogen replaced by chlorin. See *Chlorosalol*.

Chlorum (klo'rum). Latin for *Chlorin*.

Chloryl (klo'ril). A mixture of ethyl and methyl chlorids: used as a local and general anesthetic.

Choana (ko-a'nah), pl. *choa'næ* [L.; Gr. χοάνη funnel]. Any funnel-shaped cavity, or infundibulum. **C. cer'ebri,** the infundibulum of the cerebrum. **C. na'rium,** the posterior nares.

Choanoid (ko'an-oid) [Gr. χοάνη funnel + εἶδος form]. Funnel-shaped.

Choc en retour (shok-an-ret-oor') [Fr. "return-shock"]. 1. The impulse of the descending fetus against the finger in ballottement. 2. The alleged infection of a pregnant woman with syphilis derived through the fetus.

Chocolate (chok'o-lāt) [L. *chocola'ta*, from Mexican *chocolatl*]. A dried paste prepared from the kernels of the cacao, *Theobro'ma Caca'o*, with sugar and flavoring-substances. With hot water or hot milk it forms a nutritious table beverage: it is extensively used in confectionery.

Choked disk (chōkt). See under *Disk*.

Choking (cho'king). Mechanical obstruction of the glottis, larynx, or trachea.

Cholagogue (ko'la-gog) [Gr. χολή bile + ἄγειν to lead]. 1. Causing increased evacuation of bile. 2. A medicine which increases the flow of bile. The most important cholagogues are aloes, calomel, colocynth, jalap, rhubarb, podophyllum, and sodium phosphate.

Cholalic acid (ko-lal'ik). See *Acid*.

Cholangeitis (ko-lan-ji'tis) [Gr. χολή bile + ἀγγεῖον vessel]. Inflammation of the bile-ducts.

Cholangiostomy (ko''lan-je-os'to-me) [Gr. χολή bile + ἀγγεῖον vessel + στόμα mouth]. The formation of a fistula into the gall-bladder.

Cholangiotomy (ko''lan-je-ot'o-me) [Gr. χολή bile + ἀγγεῖον vessel + τομή a cutting]. The incision of an intrahepatic bile-duct for the removal of gall-stones.

Cholecyanin (ko-le-si'an-in). Bilicyanin.

Cholecyst (ko'le-sist) [Gr. χολή bile + κύστις cyst]. The gall-bladder.

Cholecystalgia (ko''le-sis-tal'je-ah) [*Cholecyst* + Gr. ἄλγος pain]. Biliary colic.

Cholecystectasia (ko''le-sis-tek-ta'zhe-ah) [Gr. χολή bile + κύστις cyst + ἔκτασις extension]. Distention or stretching of the gall-bladder.

Cholecystectomy (ko''le-sis-tek'to-me) [*Cholecyst* + Gr. ἐκτομή excision]. Surgical removal of the gall-bladder.

Cholecystendysis (ko''le-sis-ten'dis-is) [*Colecyst* + Gr. ἔνδυσις entrance]. The operation of excising a gall-stone from the gall-bladder, followed by suturing the opening in the gall-bladder and anchoring it to the abdominal incision, which is closed over it.

Cholecystentero-anastomosis (ko''le-sis-ten'ter-o-an-as-to-mo'sis). Same as *Cholecystenterostomy*.

Cholecystenterorrhaphy (ko''le-sis-ten-ter-ror'raf-e) [*Cholecyst* + *Enterorrhaphy*]. The operation of suturing together the gall-bladder and the small intestine in cases of biliary fistula, etc.

Cholecystenterostomy (ko''le-sis-ten-ter-os'to-me) [Gr. χολή bile + κύστις cyst + ἔντερον bowel + στόμα mouth]. The making of an artificial opening from the gall-bladder to the intestine.

Cholecystitis (ko''le-sis-ti'tis) [Gr. χολή bile + + κύστις bladder + ιτις inflammation]. Inflammation of the gall-bladder.

Cholecystocolostomy (ko-le-sis''to-ko-los'to-me) [*Cholecyst* + *Colostomy*]. The surgical formation of a passage from the gall-bladder to the colon.

Cholecystocolotomy (ko-le-sis''to-ko-lot'o-me) [*Cholecyst* + *Colotomy*]. Surgical incision of the gall-bladder and colon.

Cholecystoduodenostomy (ko-le-sis''to-du-o-den-os'to-me) [*Cholecyst* + *Duodenostomy*]. Surgical formation of a communication between the gall-bladder and the duodenum.

Cholecystogastrostomy (ko-le-sis''to-gas-tros'to-me) [*Cholecyst* + *Gastrostomy*]. The operation of forming a communication between the gall-bladder and the stomach.

Cholecysto-ileostomy (ko-le-sis''to-il-e-os'to-me) [*Cholecyst* + *Ileostomy*]. The establishment of an opening between the gall-bladder and the ileum.

Cholecystojejunostomy (ko-le-sis''to-je-ju-nos'to-me) [*Cholecyst* + *Jejunostomy*]. Surgical formation of an artificial communication between the gall-bladder and the jejunum.

Cholecystolithotripsy (ko-le-sis''to-lith'o-trip-se) [*Cholecyst* + *Lithotripsy*]. The crushing of gall-stones in the cholecyst.

Cholecystopexy (ko-le-sis'to-pek-se) [*Cholecyst* + Gr. πῆξις fixation]. The operation of suturing the gall-bladder to the abdominal wall.

Cholecystorrhaphy (ko''le-sis-tor'raf-e) [*Cholecyst* + Gr. ῥαφή suture]. The suturation of the gall-bladder.

Cholecystostomy (ko''le-sis-tos'to-me) [*Cholecyst* + Gr. στόμα mouth]. The surgical creation of a permanent opening into the gall-bladder through the abdominal wall.

Cholecystotomy (ko''le-sis-tot'o-me) [*Cholecyst* + Gr. τομή cut]. The surgical incision of the gall-bladder.

Choledochectomy (ko-led-o-kek'to-me) [*Choledochus* + Gr. ἐκτομή excision]. Excision of a portion of the common bile-duct.

Choledochendysis (ko''led-ok-en'dis-is) [*Choledochus* + Gr. ἔνδυσις entrance]. Same as *Choledochotomy*.

Choledochitis (ko-led-o-ki'tis). Inflammation of the common bile-duct, or ductus choledochus.

Choledochoduodenostomy (ko-led''o-ko-du-o-den-os'to-me) [*Choledochus* + *Duodenostomy*]. The surgical formation of an opening between the bile-duct and the duodenum.

Choledocho-enterostomy (ko-led''o-ko-en-ter-os'-to-me) [*Choledochus* + *Enterostomy*]. The surgical creation of a passage from the gall-duct to the intestine.

Choledocholithiasis (ko-led''o-ko-lith-i'as-is) [*Choledochus* + *Lithiasis*]. The occurrence of calculi in the biliary ducts.

Choledocholithotomy (ko-led''o-ko-lith-ot'o-me) [*Choledochus* + *Lithotomy*]. The operation of incising the common bile-duct for the removal of stone.

Choledocholithotripsy (ko-led''o-ko-lith'o-trip-se) [*Choledochus* + *Lithotripsy*]. The crushing of a gall-stone within the bile-duct.

Choledochostomy (ko''led-o-kos'to-me) [*Choledochus* + Gr. στόμα mouth]. The surgical formation of an opening into the bile-duct.

Choledochotomy (ko''led-o-kot'o-me) [*Choledochus* + Gr. τέμνειν to cut]. Surgical incision for suturation of the gall-duct.

Choledochus (ko-led'o-kus) [Gr. χολή bile + δέχεσθαι to receive]. The ductus choledochus, or common bile-duct.

Choleglobin (ko-le-glo'bin). The supposed antecedent of bile pigment resulting from decomposition of blood pigment.

Cholehemia (ko-le-he'me-ah). Same as *Cholemia*.

Choleic (ko-le'ik). Pertaining to or derived from the bile.

Cholelith (ko'le-lith) [Gr. χολή bile + λίθος stone]. A gall-stone, or biliary calculus.

Cholelithiasis (ko''le-lith-i'as-is) [Gr. χολή bile + *Lithiasis*]. A diathesis favoring the formation of biliary calculi; the presence or formation of biliary concretions.

Cholelithotomy (ko''le-lith-ot'o-me) [Gr. χολή bile + *Lithotomy*]. Removal of gall-stones by means of an incision.

Cholelithotrity (ko''le-lith-ot'rit-e) [*Cholelith* + Gr. τρίβειν to crush]. The crushing of biliary calculi.

Cholelithurin (ko''le-lith-u'rin). A preparation of fresh bile employed in the treatment of cholelithiasis.

Cholemia (ko-le'me-ah) [Gr. χολή bile + αἷμα blood]. The presence of bile or bile-pigments in the blood.

Cholepyrrhin (ko-le-pir'rin) [Gr. χολή bile + πυρρός yellowish-red]. Same as *Biliphein*.

Cholera (kol'er-ah) [Gr. χολέρα, from χολή bile]. An infectious epidemic disease (called **Asiatic c.**, or **Malignant c.**), marked by copious watery alvine discharges, cramps, prostration, and suppression of the urine. The contagion of the disease is due to the comma-bacillus, or *Spiril'lum chol'eræ asiat'icæ*, which is contained in the discharges from the bowels, and becomes disseminated by means of drinking-water. The disease is very fatal, death resulting from convulsions and exhaustion, or from congestion of the lungs. **Algid c.**, the Asiatic cholera. **Automatic c.** is characterized by movements which appear to be intentional, but which can be proved to be entirely independent of the patient's volition. **Bilious c., European c.**, a less dangerous cholera, characterized by violent and painful vomiting and by copious bilious stools. Called also *C. nostras*, *Simple c.*, *Sporadic c.*, etc. **Chicken-c.**, a fatal epidemic disease of fowls, with inflammation of the lymphatic glands and digestive organs. **English c.**, cholera morbus. **Epidemic c.**, Asiatic cholera. **Hog-c.**, the contagious pneumo-enteritis of swine occurring throughout the central United States, in Great Britain, and on the continent of Europe. It is thought to be due to the *Bacillus choleræ suis*, but the latter is not definitely proved to be causative. **C. infan'tum**, a common, and often fatal, non-contagious diarrhea of young children: prevailing in the summer months. **Malignant c.**, Asiatic cholera. **C. mor'bus,** acute gastro-enteritis, with diarrhea, cramp, and vomiting, occurring in summer or autumn, and usually caused by improper food. **C. nos'tras.** Same as *C. morbus*. **C.-red,** a red pigment obtainable from the cholera-spirillum. **Spasmodic c.**, Asiatic cholera. **Sporadic c.**, a disease with symptoms like Asiatic c., produced by the *Spirillum Massauah* and other forms of *Spirillum*. **Summer c.**, cholera morbus. **Water-borne c.**, cholera disseminated by drinking-water.

Choleraic (kol-er-a'ik). Of, pertaining to, or of the nature of cholera.

Cholerase (kol'er-ās). A enzyme developed by the spirillum of cholera and capable of destroying it.

Choleriform (ko-ler'if-orm) [*Cholera* + L. *for'ma* form]. Resembling cholera.

Cholerine (kol'er-in). 1. The earliest stage of epidemic cholera. 2. A comparatively mild form of sporadic cholera, sometimes closely simulating the Asiatic cholera, but not often of a fatal issue.

Choleroid (kol'er-oid). Like cholera.

Choleromania, Cholerophobia (kol''er-o-ma'ne-ah, kol''er-o-fo'be-ah) [Gr. χολέρα cholera + μανία madness or φόβος fear]. Morbid dread of cholera.

Cholerrhagia (kol-er-a'je-ah) [Gr. χολή bile + ῥαγία flow]. A flow of bile.

Cholerythrin (kol-er'ith-rin) [Gr. χολή bile + ἐρυθρός red]. Same as *Bilirubin*.

Cholesteatoma (ko''les-te-at-o'mah) [Gr. κολή bile + στέαρ fat]. 1. A fatty, cystic tumor, of a crystalline structure, occurring mainly in the brain. 2. A tumor of the middle ear, the mucous membrane of which assumes a skin-like character, becomes inflamed, and degenerates. Called also *Cholesteatoma*.

Cholesteremia (ko-les''ter-e'me-ah) [*Cholesterin* + Gr. αἷμα blood]. Excess of cholesterin in the blood.

Cholesterin (ko-les'ter-in) [Gr. χολή bile + στερεός solid]. A fat-like, pearly substance, $C_{26}H_{44}O$, found in gall-stones, bile, and nerve-substance. It is said to have the power of neutralizing snake-venoms, and of immunizing against them.

Cholesterinuria (ko-les''ter-in-u're-ah) [*Cholesterin* + Gr. οὖρον urine]. The presence of cholesterin in the urine.

Choletelin (ko-let'e-lin) [Gr. χολή bile + τέλος end]. A yellow pigment, $C_{16}H_{18}N_2O_6$, the final result of the oxidation of bilirubin.

Choletherapy (ko-le-ther'ap-e) [Gr. χολή bile + *Therapy*]. Treatment by the administration of bile.

Choleuria (ko-le-u're-ah) [Gr. χολή bile + οὖρον urine]. The presence of bile in the urine; choluria.

Choleverdin (ko-le-ver'din). Bilicyanin.

Cholic acid (ko'lik). See *Acid.*

Cholin (ko'lin) [Gr. χολή bile]. A ptomain, $C_5H_{15}NO_2$, derivable from many animal and some vegetable tissues. It is somewhat poisonous. In a 5 per cent. solution it has proved serviceable in diphtheria.

Cholochrome (kol'o-krōm) [Gr. χολή bile + χρῶμα color]. Any biliary pigment.

Chologen (kol'o-jen). A remedy for gall stones, consisting of a preparation of mercury, podophyllin, melissa, camphor, and caraway.

Chologestin (ko-lo-jes'tin). A proprietary intestinal antiseptic and hepatic stimulant.

Chololith (kol'o-lith) [Gr. χολή bile + λίθος stone]. A biliary calculus, or gall-stone.

Choloplania (kol-o-pla'ne-ah) [Gr. χολή bile + πλάνη wandering]. Bile in the blood and tissues; jaundice.

Choluria (ko-lu're-ah) [Gr. χολή bile + οὖρον urine]. The presence of bile in the urine; discoloration of the urine with bile.

Chondodendron (kon-do-den'dron). A genus of climbing menispermaceous shrubs. *C. tomento'sum* affords pareira.

Chondral (kon'dral). Pertaining to cartilage.

Chondralgia (kon-dral'je-ah) [Gr. χόνδρος cartilage + ἄλγος pain]. Pain in the cartilages.

Chondrectomy (kon-drek'to-me) [Gr. χόνδρος cartilage + ἐκτομή excision]. Surgical removal of a cartilage.

Chondrification (kon''drif-ik-a'shun) [Gr. χόνδρος cartilage + L. *fa'cere* to make]. The formation of cartilage; transformation into cartilage.

Chondrigen (kon'drij-en). See *Chondrogen.*

Chondriglucose (kon-dre-glu'kōs) [Gr. χόνδρος cartilage + *Glucose*]. A glucose prepared from cartilage by boiling in acidulated water.

Chondrin (kon'drin) [Gr. χόνδρος cartilage]. A proteid, resembling gelatin, from cartilage. It is considered to be a mixture of gelatin and mucin.

Chondritis (kon-dri'tis) [Gr. χόνδρος cartilage]. Inflammation of cartilage.

Chondroblast (kon'dro-blast) [Gr. χόνδρος cartilage + βλαστός germ]. An embryonic cell of the tissue whence cartilage is developed.

Chondrocarcinoma (kon''dro-kar-sin-o'mah). A carcinoma containing cartilaginous elements in its stroma.

Chondroclast (kon'dro-klast) [Gr. χόνδρος cartilage + κλάειν to break]. Any giant-cell of the class concerned in the absorption of cartilage.

Chondrocostal (kon-dro-kos'tal) [Gr. χόνδρος cartilage + L. *cos'ta* rib]. Of or pertaining to the ribs and costal cartilages.

Chondrocranium (kon-dro-kra'ne-um) [Gr. χόνδρος cartilage + κρανίον head]. The cartilaginous cranial structure of the embryo.

Chondrocyte (kon'dro-sīt) [Gr. χόνδρος cartilage + κύτος cell]. A cartilage cell.

Chondrodynia (kon-dro-din'e-ah) [Gr. χόνδρος cartilage + ὀδύνη pain]. Pain in a cartilage.

Chondrodystrophia (kon''dro-dis-tro'fe-ah) [Gr. χόνδρος cartilage + δυς- ill + τροφή nutrition]. Fetal rickets, or achondroplasia. See *Achondroplasia.*

Chondrofibroma (kon''dro-fi-bro'mah) [*Chondroma* + *Fibroma*]. Chondroma with fibrous elements.

Chondroform (kon'dro-form). A preparation of chondrus with antiseptics, used as an antiseptic lubricant.

Chondrogen (kon'dro-jen) [Gr. χόνδρος cartilage + γεννᾶν to produce]. A substance regarded as the basis of cartilage and of the corneal tissue: boiling turns it into chondrin.

Chondrogenesis (kon-dro-jen'es-is) [Gr. χόνδρος cartilage + γένεσις development]. The formation of cartilage.

Chondroglossus (kon-dro-glos'us). See in *Muscles, Table of.*

Chondrography (kon-drog'raf-e) [Gr. χόνδρος cartilage + γράφειν to write]. A description or account of the cartilages.

Chondroid (kon'droid) [Gr. χόνδρος cartilage + εἶδος form]. Resembling cartilage.

Chondroitin (kon-dro'it-in). A monobasic acid, $C_{18}H_{27}NO_{14}$, formed together with sulphuric acid by the decomposition of chondroitic acid.

Chondroline (kon'dro-lin). A proprietary antiseptic and lubricant preparation of chondrus.

Chondrology (kon-drol'o-je) [Gr. χόνδρος cartilage + λόγος discourse]. The sum of knowledge in regard to the cartilages.

Chondroma (kon-dro'mah) [Gr. χόνδρος cartilage]. A cartilaginous growth or tumor.

Chondromalacia (kon''dro-mal-a'she-ah) [Gr. χόνδρος cartilage + μαλακία softness]. Preternatural softness of the cartilages.

Chondromatous (kon-dro'mat-us). Pertaining to or of the nature of cartilage.

Chondromucoid (kon-dro-mu'koid). A compound of a proteid with chondroitic acid, obtained from cartilage.

Chondromyoma (kon''dro-mi-o'mah). Myoma with cartilaginous elements.

Chondromyxoma (kon''dro-miks-o'mah). Myxoma containing cartilaginous elements.

Chondromyxosarcoma (kon''dro-miks-o-sar-ko'mah). A sarcoma containing cartilaginous and mucous tissues.

Chondrophyte (kon'dro-fīt) [Gr. χόνδρος cartilage + φυτόν a growth]. A cartilaginous growth at the articular extremity of a bone.

Chondroplast (kon'dro-plast) [Gr. χόνδρος cartilage + πλάσσειν to mould]. Same as *Chondroblast.*

Chondroporosis (kon''dro-po-ro'sis) [Gr. χόνδρος cartilage + πόρος passage]. The formation of spaces or sinuses in the cartilages: it occurs normally during ossification.

Chondroproteid (kon-dro-pro'te-id). One of a series glucoproteids, comprising lardacein and chondromucoid. They furnish chondroitic acid on decomposition.

Chondrosarcoma (kon''dro-sar-ko'mah) [*Chondroma* + *Sarcoma*]. Sarcoma with cartilaginous elements.

Chondroseptum (kon-dro-sep'tum) [Gr. χόνδρος cartilage + *Septum*]. The cartilaginous part of the nasal septum.

Chondrosin (kon'dro-sin). A gummy monobasic acid, $C_{12}H_{21}NO_{11}$, formed by the hydration of chondroitin.

Chondrosis (kon-dro'sis) [Gr. χόνδρος cartilage]. The formation of cartilaginous tissue.

Chondrosternal (kon-dro-ster'nal). Pertaining to the costal cartilage and the sternum.

Chondrotome (kon'dro-tōm). An instrument for cutting the cartilages.

Chondrotomy (kon-drot'o-me) [Gr. χόνδρος cartilage + τέμνειν to cut]. The dissection or surgical division of cartilage.

Chondroxiphoid (kon-dro-zi'foid) [Gr. χόνδρος cartilage + *Xiphoid*]. Pertaining to the ensiform cartilage.

Chondrus (kon'drus) [L.; Gr. χόνδρος gristle]. 1. A genus of seaweeds. 2. The U. S. P. name of *Chon'drus cris'pus* and *Gigarti'na mamillo'sa*, algæ known as carragheen, or Irish moss. It is demulcent and nutritive, and is used in chronic bronchial affections, and in diarrhea, dysentery, and renal disorders.

Chord (kord). See *Cord.*

Chorda (kor'dah), pl. *chor'dæ* [Gr. χορδή cord]. Any cord or sinew. **C. dorsa'lis,** the notochord. **C. spermat'ica,** the spermatic cord. **C. spira'lis,** the myelon, or spinal cord. **C. tendin'eæ,** the tendinous strings which connect the columnæ carneæ of the heart-ventricles with the auricular valves. **C. tym'pani.** See *Nerves, Table of.* **C. umbilica'lis.** See *Umbilical cord.* **C. voca'les,** the vocal cords. See *Cord.* **C. Willis'ii,** Willis's chords; small white bands which cross the lumen of the superior longitudinal sinus of the brain.

Chordal (kor'dal). Pertaining to any chorda (chiefly used of the notochord).

Chordee (kor-dee') [Fr. *cordé* corded]. Painful deflection of the penis in gonorrhea.

Chorditis (kor-di'tis) [Gr. χορδή cord]. Inflammation of a local or spermatic cord. **C. canto'rum,** inflammation of the vocal chords in professional singers. **C. tubero'sa,** a disease marked by the formation of a small whitish nodule on one or both vocal cords.

Chordoma (kor-do'mah) [Gr. χορδή cord + -ωμα tumor]. A form of chondroma of the body of a vertebra or of the sphenoid bone: apparently originating in persistent remains of the embryonic notochord. Called also *Ecchondrosis physaliformis.*

Chordoskeleton (kor-do-skel'et-on) [*Chorda* + *Skeleton*]. That portion of the bony skeleton which is formed around the notochord.

Chorea (ko-re'ah) [L.; Gr. χορεία dance]. St. Vitus's dance; a convulsive nervous disease, with involuntary and irregular jerking movements; it is attended with irritability and depression, and with mental impairment. It occurs especially in early life, affecting girls more frequently than boys. It is often hereditary, and sometimes occurs in epidemics. **Automatic c.,** a disease characterized by the performance of actions which seem to be intentional, but which are really performed independently of the will in response to some impulse or external stimulus. **Bergeron's c.,** a disease characterized by violent rhythmic spasms, but having a benign course. **Button-makers' c.,** an occupation-neurosis observed in button-makers. **Central c.** has its seat in the region of the macula lutea. **Chronic c.,** a hereditary affection of adults, marked by irregular movements, speech-disturbances, and dementia: called also *Huntington's c.* **Degenerative c.** Same as *Chronic c.* **Diaphragmatic c.,** the utterance of a peculiar cry in cases of painless tic. **Electric c.,** a variety with violent and sudden movements, progressing, as a rule, from bad to worse, and often characterized by atrophy and muscular paralysis: called also *Dubini's disease.* **Epidemic c.,** dancing mania. **C. fes'tinans, C. procursi'va,** old names for ataxia with festination. **Fibrillary c.,** fibrillary contractions of various muscles; paramyoclonus. **C. gravida'rum,** chorea with symptoms similar to those of the ordinary form, seen in pregnancy. **Hemilateral c.** See *Hemichorea.* **Henoch's c.,** spasmodic tic. **Hereditary c.** See *Chronic c.* **Huntingdon's c.** See *Chronic c.* **Hysteric c.** Same as *C. major.* **Imitative c.,** a pseudo-chorea, or hysteric affection; a kind of habit-spasm due to imitation. **C. insa'niens,** chorea with symptoms of insanity: chiefly seen in pregnant women. **Laryngeal c.** Same as *Diaphragmatic c.* **Limp c.,** a condition in which chorea is associated with paralysis; called also *C. mollis.* **C. ma'jor,** hysteria with continuous and somewhat regular oscillatory movements. **Malleatory c.,** rhythmic c. in which the patient performs persistent movements of hammering. **Maniacal c.,** chorea insaniens. **Methodic c.,** a variety in which the movements take place at regular intervals: called also *Rhythmic c.* **Mimetic c.,** that which is caused by imitation. **C. mi'nor,** the ordinary chorea with comparatively moderate convulsive movements. **C. mol'lis.** See *Limp c.* **Morvan's c.,** fibrillary contractions of the muscles of the calves and posterior part of the thighs, sometimes extending to the trunk, but never affecting the neck and face. **C. nu'tans,** nodding spasm, or chorea with nodding head-movements. **One-sided c.** Same as *Hemichorea.* **Paralytic c.,** local clonic spasm associated with a paralysis. **Posthemiplegic c.,** a form which affects partially paralyzed muscles after hemiplegia; athetosis. **Prehemiplegic c.,** choreic movements which may precede an attack of hemiplegia. **Rhythmic c.,** hysteric c. in which the patient performs persistent rhythmic movements. **Rotary c.,** hysteric chorea marked by rhythmic movements of the head or body. **Saltatory c.,** rhythmic c. with dancing movements. **Schoolmade c.,** chorea from overstimulation at school. **C. scripto'rum,** writer's cramp. **Senile c.** 1. An affection resembling chorea, coming on in old age. 2. Paralysis agitans. **Sydenham's c.,** ordinary chorea; chorea minor. **Tic c.** See *Tic.*

Choreal, Choreic (ko're-al, ko-re'ik). Pertaining to or of the nature of chorea.

Choreiform (ko-re'if-orm) [*Chorea* + L. *for'ma* form]. Resembling chorea.

Choreomania (ko''re-o-ma'ne-ah) [Gr. χορεία dance + μανία madness]. Dancing mania, or epidemic chorea.

Choriocapillaris (ko''re-o-kap-il-la'ris) [*Chorioid* + L. *capilla'ris* capillary]. The capillary or second layer of the choroid coat of the eye.

Choriocele (ko're-o-sēl) [*Chorion* + Gr. κήλη hernia]. Protrusion of the eye through an aperture in the choroid.

Chorio-epithelioma (ko''re-o-ep-i-the-le-o'mah). See *Syncytioma malignum.*

Chorioid (ko're-oid). The more correct form of the word *Choroid.*

Chorioma (ko-re-o'mah) [*Chorion* + Gr. -ωμα tumor]. A neoplasm or tumor developed from the chorion.

Chorion (ko're-on) [Gr. χόριον skin]. The more external of the two fetal membranes, formed by the outer portion of the allantois pushing in between the amnion and vitelline membrane, and uniting with the latter to envelop the ovum. **C. frondo'sum,** the part of the chorion that is covered with villi. **C. læ've,** the smooth and membranous part of the chorion. **Primitive c.,** that stage of the zona pellucida during which it de-

velops many small villi. **Shaggy c.** Same as *C. frondosum*.

Chorionic (ko-re-on'ik). Pertaining to the chorion.

Chorionin (ko-ri-on'in). A preparation from sheep's placenta: said to have galactagogue properties.

Chorionitis (ko''re-on-i'tis) [Gr. χόριον skin]. Inflammation of the corium of the skin, which becomes hard and thick; scleroderma.

Chorioretinal (ko''re-o-ret'in-al). Pertaining to the choroid and retina.

Chorioretinitis (ko''re-o-ret-in-i'tis). Inflammation of the choroid and retina.

Choroid (ko'roid) [Gr. χοριοειδής skin-like]. 1. Resembling the chorion or the corium. 2. The dark-brown, vascular coat of the eye, between the sclera and the retina, whose function it is to nourish the retina and lens.

Choroidal (ko-roi'dal). Pertaining to the choroid.

Choroideremia (ko''roi-der-e'me-ah) [*Choroid* + ἐρημία destitution]. Absence of the choroid.

Choroiditis (ko-roid-i'tis). Inflammation of the choroid. **Anterior c.,** that in which there are points of exudation at the periphery. **Areolar c.,** that which starts around or near the macula lutea and progresses toward the periphery. **Central c.,** a variety in which the exudation is in the region of the macula lutea. **Diffuse c., Disseminated c.,** that which is characterized by spots scattered over the fundus. **Exudative c.,** that which is characterized by scattered patches of an exudate. **C. gutta'ta seni'lis.** See *Tay's c.* **Metastatic c.,** a form due to metastasis in pyemia, meningitis, etc. **C. sero'sa.** Same as *Glaucoma*. **Suppurative c.,** that which leads to the formation of pus. **Tay's c.,** degeneration of the choroid, marked by irregular yellow spots around the macula lutea, and believed to be due to an atheromatous state of the arteries. It is seen in advanced life, and is called also *Choroiditis guttata senilis*.

Choroidocyclitis (ko-roi''do-sik-li'tis). Inflammation of the choroid and ciliary processes.

Choroidoiritis (ko-roi''do-i-ri'tis). Inflammation of the choroid coat and the iris.

Choroidoretinitis (ko-roi''do-ret-in-i'tis). Inflammation of the choroid and retina.

Choromania (ko-ro-ma'ne-ah) [Gr. χορός dance + μανία madness]. The dancing mania.

Christison's formula (kris'tis-onz). See *Formula*.

Christopathy (kris-top'ath-e). The so-called Christian science.

Chroatol (kro'a-tol) [Gr. χρόα skin + L. *o'leum* oil]. Terpene iodohydrate, $C_{10}H_{16}.2HI$, a green, oily preparation formed by the action of iodin on turpentine: used externally in skin diseases.

Chromaffine (krōm'af-fin). Taking up and staining strongly with chrome salts: said of certain cells of the adrenal and carotid glands.

Chromate (kro'māt). Any salt of chromic acid.

Chromatelopsia (kro''mat-el-op'se-ah) [Gr. χρῶμα color + ἀτελής imperfect + ὄψις sight]. Imperfect perception of colors.

Chromatic (kro-mat'ik). Pertaining to color; stainable with dyes.

Chromatin (kro'mat-in) [Gr. χρῶμα color]. The more stainable portion of the cell-nucleus, forming a network of nuclear fibrils within the achromatin of a cell: called also *Chromoplasm*.

Chromatism (kro'mat-izm). Abnormal pigmentation.

Chromatize (kro'mat-īz). To charge with some chromium compound.

Chromatodermatosis (kro''mat-o-der-mat-o'sis) [Gr. χρῶμα color + *Dermatosis*]. Any skin-disease with pigmentation.

Chromatodysopia (kro''mat-o-dis-o'pe-ah) [Gr. χρῶμα color + δυς- ill + ὄψις sight]. More or less complete color-blindness.

Chromatogenous (kro-mat-oj'en-us) [Gr. χρῶμα color + γεννᾶν to produce]. Producing color or coloring-matter.

Chromatolysis (kro-mat-ol'is-is) [Gr. χρῶμα color + λύσις loosening]. The solution and disintegration of the chromatin of cell-nuclei.

Chromatolytic (kro''mat-o-lit'ik). Pertaining to chromatolysis.

Chromatometer (kro-mat-om'et-er) [Gr. χρῶμα color + μέτρον measure]. An instrument for measuring color or color-perception.

Chromatopathy (kro-mat-op'ath-e) [Gr. χρῶμα color + πάθος disease]. Any skin-disease characterized by pigmentation.

Chromatophagous (kro-mat-of'ag-us) [Gr. χρῶμα color + φαγεῖν to devour]. Destroying pigments.

Chromatophil, Chromatophilic (kro'mat-o-fil, kro''mat-o-fil'ik) [Gr. χρῶμα color + φιλεῖν to love]. Staining easily.

Chromatophilia (kro''mat-o-fil''e-ah) [Gr. χρῶμα color + φιλεῖν to love]. The condition of being chromatophilic.

Chromatophobia (kro''mat-o-fo'be-ah) [Gr. χρῶμα color + φόβος fear]. Aversion to certain colors.

Chromatophore (kro-mat'o-fōr) [Gr. χρῶμα color + φέρειν to bear]. Any pigmentary cell or body, such as those of the cutis or deep layers of the epidermis.

Chromatophoroma (kro-mat''o-fo-ro'mah). A tumor made up of chromatophores.

Chromatopsia (kro-mat-op'se-ah) [Gr. χρῶμα color + ὄψις vision]. 1. Colored vision. 2. Partial or approximate color-blindness.

Chromatoptometer (kro''mat-op-tom'et-er) [Gr. χρῶμα color + ὄπτειν to see + μέτρον measure]. A device used in measuring color-perception.

Chromatoptometry (kro''mat-op-tom'et-re). The testing of the power of discriminating colors.

Chromatosis (kro-mat-o'sis). Pigmentation: especially pigmentation of the skin.

Chromaturia (kro-mat-u're-ah) [Gr. χρῶμα color + οὖρον urine]. Abnormal coloration of the urine.

Chromesthesia (kro-mes-the'ze-ah) [Gr. χρῶμα color + αἴσθησις sensation]. The association of imaginary sensations of color with actual sensations of hearing, taste, or smell. See *Photism*.

Chromic acid (kro'mik). See *Acid*.

Chromicize (kro'mis-īz). To treat with a chromium compound.

Chromidiosis (kro-mid-e-o'sis). The outpouring of nuclear substance and chromatin from the nucleus into the cytoplasm of a cell.

Chromidium (kro-mid'e-um), pl. *chromid'ia*. Any one of the granules of extranuclear chromatin seen in the cytoplasm of a cell.

Chromidrosis (kro-mid-ro'sis) [Gr. χρῶμα color + ἱδρώς sweat]. A condition in which the sweat is colored.

Chromium (kro'me-um) [L.; Gr. χρῶμα color]. A whitish, brittle metal: specific gravity, 6.5; symbol, Cr; several of its salts are pigments. **C. sulphate,** a green amorphous compound, soluble in water, used in various nervous diseases. Dose, 1–4 gr. (0.065–0.266 gm.). **C. trioxid,** chromic acid. See *Acid*.

Chromocystoscopy (kro''mo-sis-tos'ko-pe). [Gr. χρῶμα color + *Cystoscopy*]. Cystoscopy after the administration of a coloring matter that will stain the urine or bladder tissue.

Chromocyte (kro'mo-sīt) [Gr. χρῶμα color + κύτος cell]. Any colored cell or pigmented corpuscle.

Chromocytometer (kro''mo-si-tom'et-er) [Gr. χρῶμα color + κύτος cell + μέτρον measure]. An instrument for measuring the amount of hemoglobin in the red corpuscles of the blood.

Chromodiagnosis (kro''mo-di-ag-no'sis) [Gr. χρῶμα color + *Diagnosis*]. 1. Diagnosis by change of color. 2. Diagnostic examination made through colored glass or sheets of colored gelatin.

Chromogen (kro'mo-jen). Any principle which may give origin to a coloring-matter.

Chromogenesis (kro-mo-jen'es-is) [Gr. χρῶμα color + *Genesis*]. The formation of pigments or colors, as by bacterial action.

Chromogenic (kro-mo-jen'ik). Producing a pigment or coloring-matter.

Chromolume (kro'mo-lūm) [Gr. χρῶμα color + L. *lu'men* light]. An apparatus for producing colored light-rays for therapeutic purposes.

Chromolysis (kro-mol'is-is). Same as *Chromatolysis*.

Chromomere (kro'mo-mēr) [Gr. χρῶμα color + μέρος part]. Any one of the granules of a chromosome.

Chromometer (kro-mom'et-er) [Gr. χρῶμα color + μέτρον measure]. An instrument for determining the proportion of coloring-matter in a substance.

Chromoparic (kro-mo-par'ik) [Gr. χρῶμα color + L. *par'ere* to produce]. Producing or giving birth to color: said of chromogenic bacteria which secrete a coloring-matter, but which themselves remain colorless. Cf. *Chromophoric* and *Parachromophoric*.

Chromophane (kro'mo-fān) [Gr. χρῶμα color + φαίνειν to show]. Any retinal pigment.

Chromophil (kro'mo-fil) [Gr. χρῶμα color + φιλεῖν to love]. Any easily stainable cell, structure, or tissue: used also adjectively.

Chromophilic, Chromophilous (kro-mo-fil'ik, kro-mof'il-us) [see *Chromophil*]. Readily or easily stained: used especially of certain leukocytes and other histologic elements.

Chromophobic (kro-mo-fo'bik) [Gr. χρῶμα color + φόβος fear]. Staining very poorly or not at all: said of cells.

Chromophoric (kro-mo-for'ik) [Gr. χρῶμα color + φερεῖν to bear]. Bearing color: said of chromogenic bacteria when the pigment is a component of the bacterial cell itself. Cf. *Parachromophoric*.

Chromophose (kro'mo-fōz) [Gr. χρῶμα color + *Phose*]. A subjective sensation of color.

Chromophytosis (kro''mo-fi-to'sis) [Gr. χρῶμα color + φυτόν plant]. Skin-discoloration due to a vegetable parasite.

Chromoplasm (kro'mo-plazm) [Gr. χρῶμα color + πλάσμα something found]. The easily staining network of a cell-nucleus.

Chromoplastid (kro-mo-plas'tid) [Gr. χρῶμα color + *Plastid*]. Any protoplasmic pigment-granule.

Chromoprotein (kro-mo-pro'te-in) [Gr. χρῶμα color + *Proteid*]. Any protein which by the action of a suitable reagent may be broken up into albumin and a coloring-matter.

Chromoptometer (kro-mop-tom'et-er) [Gr. χρῶμα color + ὄπτειν to see + μέτρον measure]. A device for estimating the acuteness of the power of discriminating colors.

Chromoradiometer (kro'' mo-ra-de-o-om'it-er) [Gr. χρῶμα color + L. *ra'dius*, ray + μέτρον measure]. An apparatus for measuring x-ray dosage by means of the color changes produced in slides placed next the skin.

Chromorhinorrhea (kro''mo-rin-or-re'ah) [Gr. χρῶμα color + ῥίς nose + ῥοία a flow]. The discharge of a pigmented secretion from the nostrils.

Chromoscope (kro'mo-skōp) [Gr. χρῶμα color + σκοπεῖν to see]. An instrument for testing color-perception.

Chromosome (kro'mo-sōm) [Gr. χρῶμα color + σῶμα body]. Any chromatin-fiber formed in the process of karyokinesis.

Chromosot (kro'mo-sōt). A disinfectant containing sodium sulphite and other active ingredients.

Chromotherapy (kro-mo-ther'ap-e) [Gr. χρῶμα color + θεραπεία treatment]. Treatment of disease by variously colored lights.

Chronic (kron'ik) [L. *chron'icus*, from Gr. χρόνος time]. Long-continued; not acute.

Chronicity (kro-nis'it-e). The quality of being chronic.

Chronograph (kron'o-graf) [Gr. χρόνος time + γράφειν to write]. An instrument for recording small intervals of time.

Chronosphygmograph (kron-o-sfig'mo-graf). Jaquet's instrument for reading the rhythm as well as the character of the pulse.

Chronotropic (kron-o-trop'ik) [Gr. χρόνος time + τρέπειν to turn]. Affecting the time or rate, especially the rate of contraction: said of nerve-fibers that affect the rate of cardiac contraction.

Chrysarobin (kris-ah-ro'bin) [L. *chrysaro'binum*, from Gr. χρυσός gold + *Araroba*]. A neutral principle from the wood of a Brazilian tree, *Andi'ra Araro'ba*. It is used in skin-diseases, locally and internally, acting in the latter case as an irritant and purgative. Dose, $\frac{1}{64}$–$\frac{1}{12}$ gr. (0.001–0.005 gm.). The ointment, *unguen'tum chrysaro'bini*, is of 10 per cent. strength.

Chrysoidin (kris-oi'din). A reddish, crystalline disinfectant powder, $C_6H_3(NH_2)_2HCl$: used in washes and gargles. It is also coagulates the vibrio of cholera, and is used as a test for the latter.

Chrysokreatinin (kris''o-kre-at'in-in) [Gr. χρυσός gold + *Creatinin*]. A yellow, crystalline leukomain, $C_6H_8N_4O$, from muscle-tissue.

Chrysophanic acid (kris-o-fan'ik). See *Acid*.

Chrysotoxin (kris-o-tox'in) [Gr. χρυσός golden + τοξικόν poison]. A yellowish principle obtainable from ergot: it forms sphacelotoxin by union with ergochrysin; it is a central paralyzant. Dose, $\frac{1}{6}$–$\frac{1}{2}$ gr. (0.011–0.016 gm.) daily.

Chthonophagia (thon-o-fa'je-ah) [Gr. χθών earth + φάγειν to eat]. The morbid habit of eating clay or other earth; geophagy.

Chvostek's sign (vos'teks). See *Sign*.

Chylangioma (ki''lan-je-o'mah) [*Chyle* + *Angioma*]. A tumor made up of intestinal lymph-vessels distended with chyle.

Chylaqueous (ki-la'kwe-us) [Gr. χυλός chyle + L. *a'qua* water]. Both chylous and watery.

Chyle (kīl) [Gr. χυλός juice]. The milky fluid taken up by the lacteals from the food in the intestine after digestion. It passes into the veins by the thoracic duct, becoming mixed with the blood.

Chylemia (ki-le'me-ah) [Gr. χυλός chyle + αἷμα blood]. The presence of chylous elements in the blood.

Chylidrosis (ki-lid-ro'sis) [Gr. χυλός chyle + ἱδρώς sweat]. Chylous perspiration.

Chylifaction (ki-lif-ak'shun) [L. *chy'lus* chyle + *fa'cere* to make]. The formation of chyle.

Chylifactive (ki-lif-ak'tiv) [*Chyle* + L. *fa'cere* to make]. Forming or making chyle.

Chyliferous (ki-lif'er-us) [L. *chy'lus* chyle + *fer're* to bear]. 1. Forming chyle. 2. Conveying the chyle.

Chylification (ki″lif-ik-a′shun) [L. *chy′lus* chyle + *fa′cere* to make]. The formation and separation of chyle.

Chylocele (ki′lo-sēl) [Gr. χυλός chyle + κήλη tumor]. A chylous effusion into the tunica vaginalis of the testis. **Parasitic c.**, lymph-scrotum as an expression of filariasis.

Chylocyst (ki′lo-sist) [χυλός chyle + κύστις bag]. The receptaculum chyli.

Chylopericardium (ki″lo-per-e-kar′de-um) [*Chyle* + *Pericardium*]. The presence of chyle in the pericardium.

Chyloperitoneum (ki″lo-per-it-o-ne′um). The presence of effused chyle in the peritoneal cavity.

Chylopleura (ki-lo-plu′rah). The presence of chyle within the pleura.

Chylopoiesis (ki″lo-poi-e′sis) [Gr. χυλός chyle + ποίησις formation]. Chylification.

Chylopoietic (ki″lo-poi-et′ik). Concerned in the formation of chyle.

Chylorrhea (ki-lor-re′ah). Chylous diarrhea, due to rupture of lymphatics in the small intestine.

Chylothorax (ki-lo-tho′raks) [Gr. χυλός chyle + θώραξ chest]. The effusion of chyle into the thoracic cavity.

Chylous (ki′lus). Pertaining to, mingled with, or of the nature of, chyle.

Chyluria (ki-lu′re-ah) [Gr. χυλός chyle + οὖρον urine]. The existence or presence of fat in the urine, giving it a milky appearance. One form is due to the presence of a nematode parasite, the *Fila′ria san′guinis hom′inis*.

Chymase (ki′mās). A ferment of the gastric juice which acts to accelerate the action of the pancreatic juice.

Chyme (kīm) [Gr. χυμός juice]. The thick, grayish liquid mass into which the food is converted by gastric digestion,

Chymification (kim″if-ik-a′shun) [L. *chy′mus* chyme + *fa′cere* to make]. The formation of chyme; gastric digestion.

Chymosin (ki-mo′sin). Same as *Rennin*.

Chymosinogen (ki-mo-sin′o-jen). Same as *Rennogen*.

Cibisotome (sib-is′o-tom) [Gr. κίβισις pouch + τομή cut]. An instrument for opening the capsule of the lens in removing cataract.

Cibophobia (si-bo-fo′be-ah) [L. *ci′bum* food + Gr. φόβος fear]. Abnormal loathing of food; sitophobia.

Cicatricial (sik-at-rish′al). Pertaining to or of the nature of a cicatrix.

Cicatrix (sik-a′trix or sik′at-rix), pl. *cica′trices* [L. "scar"]. A scar; the mark left by a sore or wound. **Hypertrophic c.**, a hard, rigid tumor formed by hypertrophy of the tissue of a cicatrix. **Manometric c.**, a c. of the drum membrane of the ear that moves in and out with variations of the intratympanic pressure. **Vicious c.**, a cicatrix which causes deformity or impairs the function of a part.

Cicatrizant (sik-at′riz-ant). 1. Causing or promoting cicatrization. 2. An agent which promotes cicatrization.

Cicatrization (sik″at-riz-a′shun). A healing process which leaves a scar or cicatrix.

Cicatrize (sik′at-rīz). To heal or skin over so as to leave a scar.

Cicuta (si-ku′tah) [L.]. A genus of poisonous umbelliferous plants. **C. macula′ta** and **C. bulbif′era**, plants of North America, also **C. viro′sa**, water-hemlock, of the Old World, have the properties of conium, but are not used in official medicine.

Cicutin (sik′u-tin). A liquid alkaloid, $C_8H_{15}O$, from *Cicu′ta viro′sa*; medicinally active.

Cicutism (sik′u-tism). Poisoning with *Cicu′ta viro′sa*.

Cicutoxin (sik-u-tok′sin). A poisonous active principle, $C_{12}H_{22}O_5$, from *Cicu′ta viro′sa*.

Cilia (sil′e-ah) [L. pl. of *Cilium*]. 1. The eyelashes. 2. Minute lash-like processes.

Ciliariscope (sil-e-ar′is-kōp) [*Ciliary* + Gr. σκοπεῖν to view]. An instrument for examining the ciliary region of the eye.

Ciliary (sil′e-a-re) [L. *cilia′ris*, from *cil′ium*]. Pertaining to or resembling the eyelashes.

Ciliated (sil′e-a-ted). Provided with cilia or with a fringe of hairs.

Ciliectomy (sil-e-ek′to-me) [*Cilia* + Gr. ἐκτομή excision]. Excision of a portion of the ciliary margin of the eyelid with the roots of the lashes.

Ciliioscleral (sil″e-o-skle′ral). Pertaining to the ciliary apparatus and to the sclera.

Ciliospinal (sil″e-o-spi′nal). Pertaining to the ciliary body and the spinal cord.

Cilium (sil′e-um) [L.; pl. *cilia*]. 1. An eyelid or its outer edge. 2. An eyelash. 3. A minute vibratile hair-like process attached to a free cell-surface.

Cillosis (sil-lo′sis) [L.]. A spasmodic quivering of the eyelid.

Cimbia (sim′be-ah) [L.]. A white band running across the ventral surface of the crus cerebri.

Cimex (si′mex), pl. *cim′ices* [L. "bug"]. A genus of insects. *C. lectula′rius*, the bedbug: used homeopathically.

Cimicifuga (sim-is-if′u-gah) [L. *ci′mex* bug + *fuga′re* to put to flight]. A genus of ranunculaceous plants. *C. racemo′sa*, black snakeroot, or cohosh, a plant whose rootlets are tonic and antispasmodic: used in rheumatism, chorea, amenorrhea, and uterine congestion. Dose of tincture 15–60 min. (1–4 c.c.); of fluid extract, 3–30 min. (0.19–2 c.c.).

Cimicifugin (sim-is-if′u-jin). A resinous concentration from *Cimicifuga*: antispasmodic, narcotic, diaphoretic. Dose, 1–3 gr. (0.06–0.19 gm.).

Cina (si′nah) [L.]. The plant *Artemis′ia santon′ica* and its seed; European wormseed: anthelmintic; also its homeopathic preparations. Dose of fluid extract, 15–60 min. (1–4 c.c.).

Cinchamidin (sin-kam′id-in). An alkaloid, $C_{19}H_{24}N_2O$, from cinchona.

Cinchona (sin-ko′nah) [named from a countess of *Chinchon*]. 1. A genus of rubiaceous trees, all natives of South America. 2. The bark of any of the numerous officially recognized species of the genus. Of the many alkaloids of these barks, quinin, quinidin, cinchonin, and cinchonidin are the most important. The bark has the same tonic, antiseptic, and febrifugal properties as the alkaloid quinin (q. v.). Dose of **tincture** and **compound tincture**, ½–1 dr. (2–8 c.c.); of **fluid extract**, 10–60 min. (0.666–4 c.c.); of **extract**, 1–5 gr. (0.066–0.333 gm.); of **decoction**, 2 fl. oz. (60 c.c.); of **infusion**, 2 fl. oz. (60 c.c.).

Cinchonamin (sin-kon-am′in). One of the cinchona alkaloids, $C_{19}H_{24}N_2O$, from Cuprea bark, *Remi′jia Purdiea′na*: a powerful toxic agent and an antipyretic. Dose, 4–9 gr. (0.26–0.58 gm.).

Cinchonate (sin′ko-nāt). A salt of cinchonic acid; a quinate.

Cinchonicin (sin-kon′is-in). An amorphous cinchona alkaloid, $C_{19}H_{22}N_2O$.

Cinchonidin (sin-kon′id-in). A cinchona alkaloid, $C_{19}H_{22}N_2O$. Its hydrobromate, sulphate, and salicylate are used like quinin. Dose of the latter for chronic rheumatism, 15–20 gr. (1.0 gm.–1.29 gm.) in a day. **C. sulphate**, an official salt of cinchonidin. Dose, 3–30 gr. (0.19–1.95 gm.).

Cinchonin (sin′ko-nin) [L. *cinchoni′na*]. A white, crystalline alkaloid, $C_{19}H_{22}N_2O$, with a bitter taste, from cinchona bark. It is used like quinin and in the same dose. **C. iodosulphate**, a reddish-brown powder: used as a substitute for iodoform: called also *Antiseptol*. **C. sulphate**, a white, crystalline salt, $(C_{19}H_{22}N_2O)_2H_2SO_4 + 2H_2O$, with properties like quinin sulphate. Dose, 1–40 gr. (0.06–2.6 gm.).

Cinchonism (sin′ko-nizm). The morbid or injurious effect of the injudicious use of cinchona bark or its alkaloids. It is attended by headache, tinnitus aurium, deafness, and symptoms of cerebral congestion.

Cinchonize (sin′ko-nīz). To bring under the influence of cinchona or of any of its alkaloids.

Cinchonology (sin-ko-nol′o-je) [*Cinchona* + Gr. λόγος discourse]. The sum of what is known regarding the botany and culture of cinchona and of its alkaloids and their effects.

Cincture sensation (sink′chur). See *Zonesthesia*.

Cinematography (sin″e-mat-og′ra-fe). The taking of moving pictures: used for the registration of the mode of performance of surgical operations.

Cineol (sin′e-ol). A clear, volatile liquid derivable from the oil of wormseed (cina): said to be identical with eucalyptol.

Cineraria maritima (sin-er-a′re-ah). A plant growing in tropical America: its juice, instilled into the eye, is said to cure cataract.

Cinerea (sin-e′re-ah) [L. *cine′reus* ashen-hued]. The gray matter of the nervous system.

Cinereal (sin-e′re-al). Pertaining to the gray matter of the brain or nervous system.

Cineritious (sin-er-ish′us) [L. *cineri′tius*]. Ashen-gray; of the color of ashes.

Cinesalgia (sin-es-al′je-ah) [Gr. κίνησις motion + ἄλγος pain]. Pain in a muscle when it is brought into action.

Cinesi-. See under *Kinesi-*.

Cingulum (sin′gu-lum), pl. *cin′gula* [L. "girdle"]. A part of the gyrus fornicatus which runs along the corpus callosum.

Cinnabar (sin′nab-ar) [L. *cinnab′aris*; Gr. κιννάβαρι]. Red mercuric bisulphid; vermilion.

Cinnaldehydum (sin-nal-de-hi′dum). The U. S. P. name for *Cinnamic aldehyd* (q. v.).

Cinnamate (sin′am-āt). A salt of cinnamic acid.

Cinnamein (sin-am-e′in). Benzyl cinnamate, an oily liquid, $C_9H_7O_2.C_7H_7$, from the balsams of Tolu and Peru.

Cinnamene (sin′nam-ēn). A colorless, fragrant liquid, C_8H_8, from storax; styrol.

Cinnamic acid (sin-am′ik). See *Acid*.

Cinnamol (sin′am-ol). Highly rectified oil of cinnamon.

Cinnamomum (sin-am-o′mum). A genus of lauraceous trees. See *Cinnamon*.

Cinnamon (sin′am-on) [L.; Gr. κίνναμον]. The dried inner bark of various species of *Cinnamo′mum*: the varieties recognized in the U. S. P. are *C. cas′sia*, Chinese cinnamon; *C. saigon′icum*, Saigon cinnamon; and *C. Zeyian′icum*, or Ceylon cinnamon. It is an agreeable aromatic and cordial, carminative and astringent. Dose in powder, 10–20 gr. (0.65–1.3 gm.); of *cinnamon-water*, 1–2 fl. oz. (32–64 c.c.); of *tincture*, ½–2 fl. dr. (2–8 gm.); of *oil*, 1–5 min. (0.065–0.33 gm.). **Oil of c.**, a fragrant, volatile oil, of somewhat various physical qualities, derived from cinnamon bark. Dose, 1–5 min. (0.065–0.333 c.c.).

Cinnamyl-eugenol (sin″nam-il-u′je-nol). An antiseptic eugenol derivative, $C_5H_3(C_3H_5)(OCH_3)$-O-CO.$C_2H_2.C_6H_5$, in colorless needles: used like eugenol in lung-diseases. Dose, 4½–9 gr. (0.3–0.6 gm.).

Cionectomy (si-o-nek′to-me) [Gr. κίων uvula + ἐκτομή excision]. Excision of the uvula or of a part of it.

Cionitis (si-o-ni′tis) [Gr. κίων uvula]. Inflammation of the uvula.

Cionoptosis (si″on-op-to′sis) [Gr. κίων uvula + πτῶσις a falling]. Undue elongation of the uvula.

Cionotome (si-on′o-tōm) [Gr. κιων uvula + τέμνειν to cut]. A cutting instrument for amputating the uvula.

Cionotomy (si-o-not′o-me) [Gr. κίων uvula + τέμνειν to cut]. The surgical removal of a part of the uvula.

Circellus veno′sus hypoglos′si (ser-sel′lus) [L.]. A venous plexus which surrounds the hypoglossal nerve in the anterior condyloid foramen.

Circinate (ser′sin-āt). Having circular or ring-like lesions.

Circle (ser′kl) [L. *cir′culus*]. A ring or other part of the body which is round or circular. **Diffusion-c.**, a confused image formed on the retina when the latter is not at the focus of the eye. **C. of Haller.** 1. A circle of small arteries in the sclera, surrounding the entrance of the optic nerve. 2. A circle of veins beneath the areola of the nipple. **Vascular c.**, the ring formed by the two inferior and two superior coronary arteries of the lips. **C. of Willis**, the circular system formed by the internal carotid, the anterior and posterior cerebral arteries, and the posterior communicating arteries.

Circuit (ser′kit) [L. *circu′itus*]. The round or course traversed by an electric current. The circuit is said to be **closed** when it is continuous, so that the current may pass through it; it is **open, broken,** or **interrupted** when it is not continuous and the current cannot pass through it. **Koch's c.**, a series of conditions which must be fulfilled by a bacterium before it is proved pathogenic. The organism must always be found with the disease; it must be capable of forming pure cultures outside the body; these cultures must be capable of reproducing the disease, and the microbes must again be found with the artificially produced morbid process.

Circular (ser′ku-lar) [L. *circula′ris*]. Shaped like a circle; occurring in a circle.

Circulation (ser-ku-la′shun) [L. *circula′tio*]. Movement in a regular or circuitous course, as the circulation of the blood. **Allantoic c.**, circulation in the fetus through the umbilical vessels. **Collateral c.**, that which is carried on through secondary channels after stoppage of the principal course. **Compensatory c.** Same as *Collateral c.* **Coronary c.**, the circulation within the muscular tissues of the heart. **Cross c.**, the circulation in a portion of the body of one animal of blood supplied from another animal. **Derivative c.**, the passage of blood from arteries to veins without going through capillaries. **Fetal c.**, that which is carried on in the fetus, umbilical cord, and placenta. **First** or **Primitive c.**, that which conveys nutriment and oxygen to the embryo. **Lesser c.** See *Pulmonary c.* **Placental c.** Same as *Fetal c.* **Portal c.**, the passage of the venous blood from the gastro-intestinal tract and spleen through the liver and out by the hepatic vein. **Pulmonary c.**, the circulation of the blood through the lungs for the purpose of oxygenation: called also *Lesser c.* **Systemic c.**, the general circulation as distinguished from the pulmonary. **Vitelline c.**, the circulation through the blood-vessels ramifying upon the yolk.

Circulatory (ser′ku-la-to-re). Pertaining to the circulation.

Circulus (ser'ku-lus), pl. *cir'culi* [L., "a ring" or "circle"]. A circle or circuit; mostly arterial, sometimes venous, etc. **C. arterio'sus Hal'leri,** a circle of arteries in the sclera and around the entrance of the optic nerve: called also *Circulus Zinnii.* **C. arterio'sus ir'idis,** two arterial rings in the iris. The **C. arterio'sus i'ridis ma'jor** surrounds the circumference of the iris; the **C. arterio'sus i'ridis mi'nor** surrounds the pupil. **C. artic'uli vasculo'sus,** the vascular anastomosis which runs about a joint. **C. callo'sus Hal'leri,** the ring of fibrocartilage to which the mitral and tricuspid valves of the heart are attached. **C. tonsilla'ris,** a plexus of branches of the glossopharyngeal nerve near the tonsil. **C. umbilica'lis,** an arterial plexus in the subperitoneal tissue surrounding the navel. **C. veno'sus Hal'leri,** a circle of veins beneath the areola of the nipple. **C. veno'sus Ho'vii,** a venous circuit in the ciliary region of the eye. **C. veno'sus Rid'leyi,** a circle of veins around the sella Turcica. **C. Willis'ii,** the circle of Willis. **C. Zinnii.** See *C. arteriosus Halleri.*

Circumanal (ser-kum-a'nal). Surrounding the anus.

Circumbulbar (ser-kum-bul'bar). Surrounding the eyeball.

Circumcision (ser-kum-sizh'un) [L. *circumcis'io* a cutting around]. The removal of all or a part of the prepuce, or foreskin.

Circumclusion (ser-kum-klu'shun) [L. *circumclu'dere* to shut in]. The compression of an artery by a wire and pin.

Circumcorneal (ser-kum-kor'ne-al). Around the cornea.

Circumduction (ser-kum-duk'shun) [L. *circumdu'cere* to draw around]. The active or passive circular movement of a limb or of the eye.

Circumferential (ser''kum-fer-en'shal). Forming a circumference.

Circumflex (ser'kum-flex) [L. *circumflex'us* bent about]. Curved like a bow.

Circuminsular (ser-kum-in'su-lar) [L. *cir'cum* around + *in'sula* island]. Surrounding, situated, or occurring about the island of Reil.

Circumlental (ser-kum-len'tal) [L. *cir'cum* around + *lens* lens]. Situated or occurring around the lens.

Circumnuclear (ser-kum-nu'kle-ar) [L. *cir'cum* around + *nu'cleus* nucleus]. Surrounding or occurring near the nucleus.

Circumocular (ser-kum-ok'u-lar) [L. *cir'cum* around + *oc'ulus* eye]. Surrounding or occurring around the eye.

Circumorbital (ser-kum-or'bit-al) [L. *cir'cum* around + *or'bita* orbit]. Situated around or occurring near an orbit.

Circumpolarization (ser''kum-po-lar-iz-a'shun) [L. *cir'cum* around + *Polarization*]. The rotation of a ray of polarized light to the right or left.

Circumrenal (ser-kum-re'nal) [L. *cir'cum* around + *ren* kidney]. Situated or occurring near a kidney.

Circumscribed (ser'kum-skrībd) [L. *cir'cum* around + *scri'bere* to write]. Bounded or limited; confined to a limited space.

Circumvallate (ser-kum-val'lāt) [L. *cir'cum* around + *valla're* to wall]. Surrounded by a trench or by a ridge. See *Papilla.*

Circumvascular (ser-kum-vas'ku-lar) [L. *cir'cum* around + *vas'culum* vessel]. Situated or occurring about the vessels.

Circumvolute (ser''kum-vo-lūt') [L. *cir'cum* around + *volu'tus* rolled]. Twisted about.

Cirrhonosus (sir-ron'os-us) [Gr. κιρρός tawny + νόσος disease]. A fetal disease characterized by a golden-yellow appearance of the pleura.

Cirrhosis (sir-ro'sis) [Gr. κιρρός orange-yellow]. 1. A disease of the liver, marked by thickening of the elements of the stroma, which afterward contracts, producing atrophy and degeneration, and giving the organ a granular, yellow appearance, due to the coloring of the acini by bile-pigments. 2. Chronic interstitial inflammation of any organ. **Alcoholic c.,** that which is due to the habitual or excessive use of alcoholic drinks. **Atrophic c.,** a form characterized by shrinkage in size and shrivelling. It is frequently seen in hard drinkers. **Bacterial c.,** a variety said to be of microbic origin. **Biliary c.,** that which is caused by chronic retention of bile from obstruction of the bile-ducts. **Calculous c.,** c. due to the presence of gall-stones. **Capsular c.,** cirrhosis due to lesions of Glisson's capsules, especially chronic perihepatitis: called also *Glissoniar c.* and *Lymphatic c.* **Charcot's c.,** hypertrophic cirrhosis of the liver. **Fatty c.,** a form in which the liver-cells become infiltrated with fat. **Glisson's c.** See *Capsular c.* **Hanot's c.,** hypertrophic cirrhosis. **Hypertrophic c.,** a variety in which the liver becomes enlarged by overgrowth of the connective tissue. **Laennec's c.,** Same as *Atrophic c.* **Malarial c.,** a form due to malaria, with lesions similar to those of alcoholic c. **Multilobular c.,** atrophic c. **Periportal c.** Same as *Atrophic c.* **Pigmentary c.,** pigmentation of the liver seen in bronze diabetes. **Stasis c.,** cirrhosis due to obstruction of the outflow of the hepatic vein. The condition produced is called *cyanotic induration of the liver* and *cardiac liver.* **Syphilitic c.,** c. due to syphilis. **Unilobular c.,** hypertrophic c. **Vascular c.,** cirrhosis following upon obstruction of the hepatic vein, portal vein, or general hepatic circulation.

Cirrhotic (sir-rot'ik). Of the nature of or affected with cirrhosis.

Cirrus (sir'us). The sexual orifice of a segment of the tapeworm *Tænia solium.*

Cirsocele (ser'so-sēl) [Gr. κιρσός varix + κήλη tumor]. The same as varicocele.

Cirsoid (ser'soid) [Gr. κιρσός varix]. Resembling a varix.

Cirsomphalos (ser-som'fal-os) [Gr. κιρσός varix + ὀμφαλός navel]. A varicose state of the navel.

Cirsophthalmia (ser-sof-thal'me-ah) [Gr. κιρσός varix + ὀφθαλμός eye]. A varicose state of the conjunctival vessels.

Cirsotome (ser'so-tōm) [Gr. κιρσός varix + τέμνειν to cut]. A cutting instrument for use in operating on varicosities.

Cirsotomy (ser-sot'o-me) [Gr. κιρσός varix + τέμνειν to cut]. Extirpation of a varix by the knife.

Cismatan (sis'mah-tan). The seeds of *Cas'sia ab'sus:* used in Egypt as a cure for ophthalmia.

Cissa, Citta (sis'sah, sit'tah) [Gr. κίσσα, κίττα]. The longing of pregnant women.

Cissampelos (sis-sam'pel-os) [Gr. κισσός ivy + ἄμπελος vine]. A genus of menispermaceous climbing plants. *C. capen'sis,* of Africa, is emetic and purgative. *C. pare'ira,* of tropical America, is a spurious variety of pareira.

Cistern (sis'tern) [L. *cister'na*]. 1. A lymph-space. 2. Any reservoir or open space. **C. of Pecquet,** the receptaculum chyli.

Cisterna (sis-ter'nah) [L.]. Latin for cistern. **C. cerebromedulla'ris,** one of the subarachnoid spaces. **C. chiasmat'ica,** a subarachnoid space between the optic chiasm and the rostrum of the corpus callosum. **C. fos'sæ Syl'vii,** the space between the arachnoid and the fossa of Sylvius. **C. intercrura'lis profun'da,** the space between the cerebral peduncle and the arachnoid. **C. intercrura'lis superficia'lis,** the space between the arachnoid, optic commissure, and pons. **C. mag'na,** a space between the arachnoid and the transverse fissure of the cerebellum. **C. parachnoida'les,** the various subarachnoid spaces containing the cerebrospinal fluid. **C. perilymphat'ica,** a space near the foot-plate of the stapes.

Cistus (sis'tus) [L.; Gr. κίστος, κίσθος]. A genus of cistaceous plants. *C. cret'icus* and *C. ladanif'erus* afford ladanum.

Citarin (sit'ar-in). Sodium anhydromethylencitrate, a white crystalline powder, soluble in water. It is said to set free formaldehyd into the blood, and is used in gout. Dose, 15–30 gr. (1–2 gm.).

Citral (sit'ral) [*Citrus* lemon-tree]. An odorous aldehyd, $C_{10}H_{16}O$, from oil of lemon and other essential oils.

Citrate (sit'rāt). Any salt of citric acid.

Citric acid (sit'rik). See *Acid.*

Citrine ointment (sit'rin). See *Ointment.*

Citrocoll (sit'ro-kol). Phenocol citrate: used as an antineuralgic.

Citrol (sit'rol). Citrate of itrol: a silver preparation, used in gonorrhea.

Citromyces (sit-rom'is-ēz) [*Citric acid* + Gr. μύκης fungus]. A genus of fungi, species of which change sugar into citric acid.

Citron (sit'ron) [L. *cit'ro*]. The orange-like tree, *Cit'rus med'ica,* and its fruit.

Citronella (sit-ron-el'lah). A fragrant grass. **C. oil,** the fragrant volatile oil of *Andropo'gon nar'dus* and other Southern Asiatic grasses: antirheumatic.

Citrophen (sit'ro-fen). Paraphenetidin citrate, $C_2H_5OC_6H_4NH_2HOCOC_3H_5O(COOH)_2$, a white, powdery or crystalline, sourish compound of paraphenetidin and citric acid: antipyretic and antineuralgic. Dose, 3–15 gr. (0.2–1 gm.).

Citrophosphate (sit-ro-fos'fāt). A compound of a citrate and a phosphate.

Citrurea (sit-ru're-ah). An antilithic preparation containing citric acid, urea, and lithium bromid.

Citrus (sit'rus) [L.]. A genus of aurantiaceous trees: *C. ac'ida,* the lime; *C. auran'tium,* the orange; *C. berga'mia,* the bergamot; *C. limo'num,* the lemon; *C. med'ica,* the citron.

Civet (siv'et) [L. *civet'ta*]. A substance with the general properties of musk, collected from *Viver'ra civet'ta* and other viverrine mammals: used as a perfume and locally as a medicine.

Cl. A symbol for chlorin.

Cladonia (kla-do'ne-ah) [Gr. κλαδιόν branch]. A genus of lichens. *C. rangiferi'na,* reindeer moss, was formerly used as a stomachic and pectoral: alcohol is distilled from it.

Cladorchis Watsoni (kla-dor'kis wat-so'ni). An amphistome parasite found in the small intestine of a negro in German West Africa.

Cladothrix (klad'o-thrix) [Gr. κλάδος branch + θρίξ hair]. A genus of schizomycetes. **C. asteroi'des,** a species found in an old abscess of the brain: believed to cause a disease called pseudotuberculosis cladothricia. **C. dichot'oma,** a species causing skin-lesions in tanners, butchers, cooks, etc. **C. Foers'teri,** occurs in lacrimal concretions. **C. ochra'cea,** a species occurring in water that contains ferrous carbonate, which it oxidizes to ferric hydrate.

Clair-sentience (klār-sen'te-ens). The perception of that which is not perceptible to the natural senses.

Clam-bouillon, (klam-boo-yaw'). A concentration of the juice of the quahaug, or round clam.

Clamp (klamp). A surgical device for effecting compression.

Clang (klang). The quality of a sound or of the voice. **C.-deafness,** inability to perceive the more delicate qualities of tone.

Clap (klap). Gonorrhea. **C.-threads,** slimy and stringy matter in gonorrheal urine.

Clapotage, Clapotement (klap-po-tahzh', klah-pawt-maw') [Fr.]. A splashing sound heard on succussion.

Clarificant (klar-if'ik-ant). An agent which clears liquids of turbidity.

Clarification (klah-rif-ik-a'shun) [L. *cla'rus* clear + *fa'cere* to make]. The clearing of a liquid from turbidity and making it clear.

Clarify (klah'rif-i) [L. *clarifica're* to render clear]. 1. To clear of turbidity or of suspended matter. 2. To render more transparent.

Clarke's column. See *Column.*

Clark's sign. See *Sign.*

Clasmatocyte (klaz-mat'o-sīt) [Gr. κλάσμα piece broken off + κύτος cell]. A large connective-tissue cell which shows a tendency to divide into pieces.

Clasmatocytosis (klaz-mat''o-si-to'sis). The division of clasmatocytes.

Clasp-knife rigidity. See *Rigidity.*

Clastic (klas'tik) [Gr. κλᾶν to break]. 1. Causing or undergoing a division into parts. 2. Separable into parts.

Clastothrix (klas'to-thrix) [Gr. κλαστός broken + θρίξ hair]. Trichorrhexis nodosa.

Clathrocystis (klath-ro-sis'tis) [Gr. κλαθρα lattice + κύστις cyst]. A genus of schizomycetic microorganisms: some are parasitic on fish.

Claudication (klaw-dik-a'shun) [L. *claudica'tio*]. Limping or lameness. **Intermittent c.,** lameness coming on spasmodically and due to impairment of the circulation in the lower limbs.

Claustral (klaws'tral). Pertaining to or of the nature of a claustrum.

Claustrophobia (klaws-tro-fo'be-ah) [L. *clau'dere* to shut + Gr. φόβος fear]. Morbid dread of being shut up in a confined space.

Claustrum (klaws'trum) [L. "a barrier"]. The thin layer of gray matter outside the external capsule of the brain, dividing it from the white matter of the insula. It is mainly composed of spindle-cells.

Clava (kla'vah) [L. "stick"]. An enlargement of the funiculus gracilis in the oblongata, forming the lower lateral border of the posterior part of the fourth ventricle.

Clavate (kla'vāt) [L. *clava'tus*]. Pertaining to the clava; club-shaped.

Clavelization (klav''el-iz-a'shun) [Fr. *clavelé* sheep-pox]. Ovination, or inoculation with the virus of sheep-pox.

Claviceps (klav'is-eps) [L. *cla'va* club + *ca'put* head]. A genus of parasitic fungi which infest the seeds of various plants. *C. purpu'rea* is the essential element of the common ergot.

Clavicle (klav'ik-l) [L. *clavic'ula,* dim. of *cla'vis* key]. The collar-bone; a bone curved like the letter *f,* which articulates with the sternum and the scapula.

Clavicotomy (klav-ik-ot'o-me) [*Clavicle* + Gr. τομή a cutting]. The operation of cutting through the clavicle.

Clavicular (klav-ik'u-lar). Pertaining to the clavicle.

Claviculus (klav-ik'u-lus), pl. *clavic'uli* [L. dim. of *cla'vus* nail]. Any one of Sharpey's fibers (a set of fibers which hold together the laminæ of a bone).

Clavin (kla'vin). A non-toxic active principle, $C_{11}H_{22}N_2O_4$, from ergot of rye: said to be useful hypodermically to induce uterine contraction.

Clavus (kla'vus) [L. "nail"]. A corn, or horny tubercle of the skin. See *Corn*. **C. hyster'icus,** a sensation as if a nail were being driven into the head. **C. secali'nus,** ergot of rye. **C. syphilit'icus,** a flat, horny growth on the hand or the foot, believed to be due to syphilis.

Claw-foot (klaw-foot'). Atrophy and distortion of the foot.

Claw-hand (klaw-hand'). Flexion and atrophy of the hand and fingers.

Cleavage (kle'vej). See *Segmentation*.

Cleavers (kle'verz). The *Ga'lium Apari'ne*, a rubiaceous herb: diuretic. Dose of juice, 5 fl. oz.; of fluid extract, (4–8 gm.).

Cleft (kleft). A fissure; especially one occurring in the embryo. **Genital c.,** a depression of the external genital regions of the fetus which develops into the cloaca. **Visceral c's,** the clefts between the visceral arches of the embryo. They are the *hyoid* or *hyomandibular* clefts, between the hyoid and mandibular arches; the *hyobranchial* cleft, between the hyoid and first branchial arches, and the *branchial* clefts, between the branchial arches.

Cleft-palate (kleft-pal'et). Congenital fissure of the palate and roof of the mouth.

Cleidagra, Cleisagra (kli-dag'rah, kli-sag'rah) [Gr. κλείς clavicle + ἄγρα pain]. Gouty pain in the clavicle.

Cleidarthritis (kli-dar-thri'tis) [Gr. κλείς clavicle + ἄρθρον joint]. Gout in the clavicular region.

Cleidocostal (kli-do-kos'tal). Pertaining to the clavicle and the ribs.

Cleidotomy (kli-dot'o-me) [Gr. κλείς clavicle + τομή cut]. The operation of dividing the clavicle of the child in difficult labor, in order to permit of the passage of the shoulders.

Cleidotripsy (kli'do-trip-se) [Gr. κλείς key + τρίβειν to rub]. Crushing of the fetal clavicle in order to aid delivery.

Clematis (klem'at-is) [Gr. κληματίς]. A genus of ranunculaceous plants, many of them active poisons: not now used in medicine, except in homeopathic preparations.

Cleptomania (klep-to-ma'ne-ah). See *Kleptomania*.

Clergyman's sore throat. Pharyngitis with dysphonia.

Climacteric (kli-mak-ter'ik) [Gr. κλιμακτήρ round of the ladder]. A particular epoch of the ordinary term of life at which the body is believed to undergo a radical change. The time of puberty and the menopause are climacteric. **Grand c.** occurs at the age of sixty-three. **Menstrual c.** is the time of the beginning of menstruation.

Climatology (kli-ma-tol'o-je) [Gr. κλίμα climate + λόγος treatise]. The sum of knowledge in regard to climates.

Climatotherapy (kli''mat-o-ther'ap-e) [*Climate* + Gr. θεραπεία treatment]. The treatment of disease by change of climate.

Climax (kli'max) [Gr. κλῖμαξ ladder]. The acme, or period of greatest intensity, in the course of an attack of disease.

Clinic (klin'ik) [Gr. κλινικός pertaining to a bed]. 1. A clinical lecture; examination of patients before a class of students; instruction at the bedside. 2. A class of students assembled to witness the examination and treatment of patients. **Ambulant c.,** one for patients not confined to the bed.

Clinical (klin'ik-al). Pertaining to a clinic or to the bedside.

Clinician, Clinicist (klin-ish'an, klin'is-ist). An expert clinical physician and teacher.

Clinocephalism, Clinocephaly (kli-no-sef'al-izm, kli-no-sef'al-e) [Gr. κλίνη bed + κεφαλή head]. Congenital flatness or hollowness of the vertex of the head.

Clinography (kli-nog'raf-e) [Gr. κλίνη bed + γράφειν write]. A term used by Pensuti to express his method of bedside annotations consisting of a system of graphic representations of the temperature, symptoms, and pathologic manifestations exhibited by a patient.

Clinoid (kli'noid) [Gr. κλίνη bed + εἶδος form]. Resembling a bed; bed-shaped.

Clinology (kli-nol'o-je) [Gr. κλίνειν decline + λόγος discourse]. The science of the decline or retrogression of an animal organism.

Clinometer, Clinoscope (kli-nom'et-er, kli'no-skōp) [Gr. κλίνειν to decline + σκοπεῖν to view]. An instrument for measuring an angle of deviation, as the torsion of the eyes when gazing at a fixed object. It is used for measuring paralysis of the ocular muscles.

Cliseometer (klis-e-om'et-er) [Gr. κλίσις inclination + μέτρον measure]. An instrument for measuring the angle which the pelvic axis makes with the spinal column.

Clition (klit'e-on) [Gr. κλιτύς slope, clivus]. The mid-point of the anterior border of the clivus.

Clitoridauxe (klit''or-id-awk'se) [Gr. κλειτορίς clitoris + αὔξη increase]. Enlargement of the clitoris.

Clitoridectomy (klit''or-id-ek'to-me) [Gr. κλειτορίς clitoris + ἐκτομή excision]. Excision of the clitoris.

Clitoris (klit'o-ris) [Gr. κλειτορίς]. An organ of the female homologous with the penis in the male. It is a small, elongated, erectile body, situated at the anterior angle of the vulva.

Clitorism (klit'o-rizm). Hypertrophy of the clitoris.

Clitoritis (klit-o-ri'tis). Inflammation of the clitoris.

Clitoromania (klit''or-o-ma'ne-ah). See *Nymphomania*.

Clitorotomy (klit''o-rot'o-me) [Gr. κλειτορίς clitoris + τέμνειν to cut]. Surgical incision of the clitoris.

Clivis (kli'vis). Same as *Declivis cerebelli*.

Clivus Blumenbachii (kli'vus bloo-men-bak'e-i) [L. "Blumenbach's slope"]. The bony surface which slopes down from the pituitary fossa.

Cloaca (klo-a'kah) [L. "drain"]. 1. The common fetal opening of the urogenital tract and the gut. 2. An opening in the involucrum of a necrosed bone.

Clonic (klon'ik) [Gr. κλόνος turmoil]. Pertaining to or of the nature of clonus.

Clonismus (klo-niz'mus) [Gr. κλόνος clonus]. A successions of clonic spasms.

Clonograph (klon'o-graf). [*Clonus* + Gr. γράφειν to write]. An instrument for recording spasmodic movements of parts and tendon reflexes.

Clonospasm (klon'o-spazm) [Gr. κλόνος clonus + σπασμός spasm]. Clonic spasm.

Clonus (klo'nus) [Gr. κλόνος turmoil]. Spasm in which rigidity and relaxation succeed each other. **Ankle-c., Foot-c.,** a series of convulsive movements of the ankle, induced by suddenly pushing up the foot while the leg is extended. **Toe-c.,** rhythmic contraction of the great toe, induced by suddenly extending the first phalanx. **Wrist-c.,** spasmodic contraction of the hand-muscles, induced by forcibly bending the hand backward.

Cloquet's canal, ganglion, hernia, etc. (klo-kāz'). See *Canal, Ganglion, Hernia*, etc.

Clostridial (klos-trid'e-al). Pertaining to or caused by clostridia.

Clostridium (klos-trid'e-um) [Gr. κλῶστρον clue]. A genus of bacterial microörganisms: one form of nephritis is said to be due to clostridia.

Clot (klot). A soft, semisolidified mass or coagulum, as of blood or lymph. **Ante-mortem c.,** a blood-clot formed in the heart or in a large vessel before death. **Blood-c.,** a coagulum formed of blood, either in or out of the body. **Chicken-fat c.,** a yellow-colored blood-clot, looking like a mass of chicken-fat. **Currant-jelly c.,** a fibrin-clot of a reddish color and of a jelly-like consistence. **Distal c.,** a clot formed in a vessel on the distal side of a ligature. **External c.,** a couvercle, or clot formed outside a blood-vessel. **Heart-c.,** a thrombus formed within the heart. **Internal c.,** a clot formed by solidification of blood within a vessel. **Laminated c.,** a clot formed in layers filling the interior of an aneurysm. **Marantic c.,** a blood-clot due to enfeebled circulation and general malnutrition. **Muscle-c.,** a clot formed in the coagulation of muscle-plasm. **Post-mortem c.,** a blood-clot formed in the heart or in a large blood-vessel after death. **Proximal c.,** a clot formed in a vessel on the proximal side of a ligature. **Stratified c.,** a thrombus made up of layers of different colors. **Washed c.,** a blood-clot composed of fibrin and colorless corpuscles. **White c.,** a decolorized blood-clot.

Clotbur (klot'bur). The composite-flowered plant, *Xan'thium spino'sum*: astringent. Dose of fluid extract, 1–2 dr. (4–8 c.c.); in substance, 10–20 gr. (0.666–1.333 gm.).

Clottage (klot'tej). The artificial or pathologic closure of a passage (as a ureter) by a blood-clot.

Cloudy swelling (klow'de). See *Swelling*.

Clove (klōv) [L. *cla'vus* a nail or spike]. An aromatic spice, the dried flower-bud of *Euge'nia aromat'ica*: used as a carminative and for the relief of nausea; also externally as an anodyne in toothache and colic. Dose, 5–10 gr. (0.33–0.65 gm.); of the oil, 1–5 min. (0.066–0.333 c.c.). **C.-bark,** the aromatic bark of *Dicypel'lium caryophylla'tum*.

Clove-hitch. See under *Knot*.

Clownism (klown'izm). The hysteric performance of grotesque actions.

Club-foot (klub'foot). See *Talipes*.

Club-hand (klub-hand'). A hand-deformity analogous to club-foot; talipomanus.

Clumping (klump'ing). See *Widal's test* in *Test-table*.

Clupein (klu'pe-in) [L. *clu'peus* herring]. A ptomain obtainable from the spermatozoa of the herring.

Clyers (kli'erz), Actinomycosis.

Clysis (kli'sis) [Gr. κλύσις]. A clyster, or the administration of a clyster.

Clysma (kliz'mah), pl. *clys'mata* [Gr. κλύσμα]. A clyster, or enema.

Clyster (klis'ter) [Gr. κλυστήρ]. An injection into the rectum; an enema.

Clysterium (klis-te're-um), pl. *clyste'ria* [L.; Gr. κλυστήριον]. A clyster.

Clysterize (klis'ter-īz) [L. *clysteriza're*]. To apply a clyster to; to treat with enemata.

C. M. An abbreviation for *Chirur'giæ magis'ter* "Master in Surgery."

Cm. Abbreviation for *centimeter*.

Cnemial (ne'me-al). Pertaining to the tibia, or shin.

Cnemis (ne'mis) [Gr. κνημίς]. The lower leg, shin, or tibia.

Cnemitis (ne-mi'tis). Inflammation of the tibia, or shin.

Cnemoscoliosis (ne''mo-sko-le-o'sis) [Gr. κνήμη leg + σκολίωσις]. A lateral bending of the leg.

Cnicin (ni'sin). A bitter crystalline principle, $C_{42}H_{56}O_{15}$, from *Cni'cus benedic'tus* and other plants: antiperiodic, diaphoretic, and tonic.

Cnicus (ni'kus) [L., from Gr. κνίζειν to prick]. A genus of thistles, Old-World composite-flowered plants. *C. benedic'tus*, "blessed thistle," is a useful tonic. Dose of decoction, 1 dr.–½ fl. oz. (3.9–15.5 c.c.); of tincture, 10–20 min. (0.666–1.333 c.c.).

Cnidosis (ni-do'sis) [Gr. κνιδή nettle]. Urticaria.

Co. Symbol for *Cobalt*.

Coagulable (ko-ag'u-la-bl). Susceptible of being coagulated.

Coagulant (ko-ag'u-lant) [L. *coag'ulans*]. 1. Causing coagulation. 2. An agent that causes coagulation.

Coagulate (ko-ag'u-lāt) [L. *coagula're*]. 1. To cause to clot. 2. To become clotted.

Coagulation (ko-ag-u-la'shun) [L. *coagula'tio*]. 1. The process of changing into a clot or of being changed into a clot. 2. A clot.

Coagulative (ko-ag'u-la-tiv). Associated with coagulation or promoting a process of coagulation; of the nature of coagulation.

Coagulin (ko-ag'u-lin). An antibody formed in the blood serum on injection of various substances into the body of an animal and capable of coagulating the substance by whose injection it was formed.

Coagulometer (ko-ag-u-lom'et-er) [*Coagulation* + Gr. μέτρον measure]. An apparatus for studying and determining the coagulability of the blood.

Coagulum (ko-ag'u-lum) [L.; pl. *coag'ula*]. A clot or curd.

Coalescence (ko-al-es'ens) [L. *coales'cere* to grow together]. The fusion or blending of parts or organs.

Coal-tar (kōl'tahr). A dark, semiliquid product of the dry distillation of bituminous coal, from which many valuable dyes, medicines, and other useful commodities are derived.

Coaptation (ko-ap-ta'shun) [L. *coapta're* to fit together]. The fitting together or adjustment of displaced parts, as of the ends of a fractured bone.

Coarctate (ko-ark'tāt) [L. *coarcta're* to straighten or tighten]. Pressed close together; contracted.

Coarctation (ko-ark-ta'shun) [L. *coarcta'tio*, from *cum* together + *arcta're* to make tight]. A straightening or pressing together; a condition of stricture or contraction.

Coarctotomy (ko-ark-tot'o-me) [L. *coarc'tus* pressed together + Gr. τομή a cut]. The cutting of a stricture.

Coarse (kōrs). Not fine; not microscopic.

Coarticulation (ko''ar-tik-u-la'shun) L. *con* together + *articula're* to join]. A synarthrosis.

Coat (kōt) [L. *cot'tus* a tunic]. A membrane or other structure which lines or covers a part or organ. **Buffy c.,** the pale buff-colored stratum on the surface of a blood-clot which remains when coagulation is completed: it is due to the settling of red blood-corpuscles owing to delayed coagulation. **Fibrous c.,** the sclera and cornea together.

Cobalt (ko'bawlt) [L. *cobal'tum*]. A metal, symbol Co, whose compounds afford pigments, but are

seldom used as medicines. **C. salipyrin,** a salicylate of cobalt and antipyrin, forming a pale-red powder.

Cobralysin (ko-bral'is-in). A hemolytic substance derived from the poison of the cobra.

Cobweb (kob'web) [L. *ara'neum; te'la ara'nea*]. The web of various kinds of spider; sometimes used as a styptic, in the moxa, and as a domestic remedy: a febrifuge and antispasmodic. Dose, 5–30 gr. (0.333–2 gm.).

Coca (ko'kah). The leaves of *Erythrox'ylon co'ca*, a South American plant: nervine and stimulant. Dose of extract, 2–15 gr. (0.13–1 gm.); of fluid extract, 30–120 min. (2–8 c.c.).

Coca-ethylin (ko-ka-eth'il-in). A white powder, $C_{18}H_{23}NO_4$, nearly insoluble in water, but soluble in ether and alcohol. It is a mild local anesthetic. Called also *Homococain.*

Cocain (ko'ka-in). A crystalline alkaloid, $C_{17}H_{21}NO_4$, from coca-leaves. It is a local anesthetic, narcotic, and mydriatic. Its hydrochlorate and many other of its compounds are employed in medicine and surgery. These salts are used to produce local anesthesia and local anemia in painful conditions and for minor operations; also as mydriatics, and internally in gastric irritability and nausea. Dose, $\frac{1}{8}$–2 gr. (0.008–0.133 gm.); of the hydrochloride, $\frac{1}{8}$–1 gr. (0.011–0.066 gm.); of the phenate, $\frac{1}{12}$–$\frac{1}{8}$ gr. (0.0054–0.011 gm.). **C. aluminum citrate,** a crystalline salt: an astringent and local anesthetic. **C. aluminum sulphate,** a crystalline double salt: an astringent and local anesthetic. **C. borate** is employed in eye-washes and in hypodermic injections: it is regarded as one of the most serviceable of the cocain salts. **C. cantharidate,** a white powder: recommended for hypodermic use in nasal catarrh and in tuberculosis of the larynx. **C. carbolate,** a viscid, yellowish mass: used as a local anesthetic, analgesic, etc., in rheumatism and in catarrhal inflammations. Dose, $\frac{1}{12}$–$\frac{1}{6}$ gr. (0.005–0.01 gm.); locally, in 1–3 per cent. solution. **C. lactate** is recommended for injection into the bladder in cystitis. Dose, 15 gr. (1 gm.). **C. nitrate** is used in the treatment of gonorrheal and bladder troubles. **C. saccharate,** a salt in moist crystalline plates: used principally in throat and mouth operations. **C. salicylate,** a salt in thick flakes: used hypodermically for asthma. Dose, 5 gr. (0.333 gm.). **C. stearate,** a compound used like cocain oleate in suppositories and ointments.

Cocainidin (ko-ka-in'id-in). An alkaloid, $C_{18}H_{22}NO_4$, from coca. Its effects are much like those of cocain, but it is less active, especially as an anesthetic.

Cocainism (ko-ka'in-izm). The morbid habit of mind and body caused by prolonged misuse of cocain as a stimulant or a narcotic.

Cocainist (ko-ka'in-ist). A person addicted to the habitual use of cocain.

Cocainization (ko-ka''in-iz-a'shun). The art of putting under the influence of cocain. **Spinal c.,** the injection of cocain into the subdural space at the base of the spinal cord by a puncture through the fourth or fifth lumbar interspace. This produces analgesia of the lower limbs and body as high up as the thorax, the tactile, muscular, and temperature sensibility being retained. Called also *Rhachiococainization.*

Cocainize (ko-ka'in-īz). To put under the influence of cocain.

Cocainomania (ko-ka''in-o-ma'ne-ah). Persistent or excessive misuse of cocain as a stimulant.

Cocainomaniac (ko-ka''in-o-ma'ne-ak). A victim of the cocain-habit.

Cocamin (ko-kam'in). An alkaloid from coca-leaves.

Cocapyrin (ko-kah-pi'rin). A compound of cocain, 1 part, and antipyrin, 100 parts: used as an analgesic and antipyretic. Dose, 3½ gr. (0.22 gm.).

Cocci (kok'si). Plural of *Coccus.*

Coccidial (kok-sid'e-al). Pertaining to, or caused by, coccidia.

Coccidioides (kok'sid-e-oi'dez). A genus of sporezoan parasites. *C. immit'is, C. pyo'genes* is said to be the cause of pseudo-tuberculosis of the skin.

Coccidiosis (kok''sid-e-o'sis). A morbid state caused by the presence of coccidia.

Coccidium (kok-sid'e-um), pl. *coccid'ia* [L.; dim. of Gr. κόκκος grain]. 1. A genus of animal microörganisms or protozoa. *C. ovifor'me,* a minute elliptical parasite found commonly in rabbits and mice, and rarely in man, in the interior of the columnar epithelial cells of the intestines or bile-ducts where it slowly increases in size until it exceeds the size of the cells. The parasite causes proliferation and obstruction of the bile-ducts which often ends in cysts of theliver. 2. The cyst or zygote in which are developed the germinal rods or spores of proteosoma.

Coccillana (kok-sil-la'nah). See *Cocillana.*

Coccinella (kok-sin-el'lah). Latin for *Cochineal.*

Coccinellin (kok-sin-el'lin) [L. *coccinelli'num*]. Carmin; the coloring-principle of cochineal.

Coccobacillus (kok''o-bas-il'us). A microörganism intermediate in form between a bacillus and a micrococcus. **C. fœt'idus ozæ'næ,** a microorganism said by Perez to be the cause of ozena, or fetid rhinitis.

Coccobacteria (kok''ko-bak-te're-ah) [Gr. κόκκος berry + βακτήριον rod]. A common name for the spheroid bacteria, or for the various bacterial cocci.

Coccogenous (kok-oj'en-us) [L. *Cocci* + γεννάν to produce]. Caused by cocci.

Coccoloba (kok-kol'o-bah) [Cf. L. *coccol'obis*]. A genus of polygonaceous trees and shrubs. *C. uvif'era,* of tropical America (sea-side grape), has an edible fruit, and affords an astringent extract, called Jamaica kino.

Cocculus (kok'u-lus) [L.; dim. of *coc'cus* berry]. 1. A genus of menispermaceous plants, many of which are medicinal, and some actively poisonous. 2. **C. in'dicus,** the dried berry or fruit of *Anamir'ta Coc'culus:* very poisonous; sometimes used in brewing, and useful externally in certain skin-diseases and to destroy lice: it is sparingly used in night-sweats, chorea, and sick-headache. Dose of tincture, 2–15 min. (0.133–1 c.c.); of fluid extract, 1–3 min. (0.066–0.2 c.c.).

Coccus (kok'kus), pl. *coc'ci* (kok'si) [L.; Gr. κόκκος kernel]. 1. Any individual organism or spheroid and bacterial cell-form of a group including micrococcus, micrococcus, gonococcus, streptococcus, sphærococcus, etc. 2. A genus of hemipterous insects: they produce *cochineal, kermes,* and *lac.* 3. The *C. cac'ti,* the cochineal insect. See *Cochineal Kermes* and *Lac.* **Fehlson's c.,** the Streptococcus erysipelatis.

Coccyalgia, Coccydynia (kok-se-al'je-ah, kok-sid-in'e-ah) [Gr. κόκκυξ coccyx + ἄλγος or ὀδύνη pain]. Pain in the coccyx.

Coccydinia (kok-sid-in'e-ah). Same as *Coccygodynia.*

Coccygeal (kok-sij'e-al). Of or pertaining to the coccyx.

Coccygectomy (kok-sij-ek'to-me) [Gr. κόκκυξ coccyx + ἐκτομή excision]. Surgical removal of the coccyx.

Coccygerector (kok''sij-e-rek'tor). The extensor coccygis muscle.

Coccygeus (kok-sij'e-us). See *Muscles, Table of.*

Coccygodynia (kok''sig-o-din'e-ah) [Gr. κόκκυξ coccyx + ὀδύνη pain]. Pain in the coccyx and neighboring region, due to rheumatism, neuralgia, or injury of the bone.

Coccygotomy (kok-sig-ot'o-me) [Gr. κόκκυξ coccyx + τομή a cut]. Removal of the coccyx by cutting.

Coccyodynia (kok''se-o-din'e-ah). See *Coccygodynia.*

Coccyx (kok'six) [Gr. κόκκυξ cuckoo, whose bill it is said to resemble]. The small bone situated caudad to the sacrum; in man, the caudal end of the spinal column.

Cochia pills (kok'e-ah or ko'che-ah) [L.; Gr. κοκκίον pill]. Pills of aloes and colocynth.

Cochineal (ko-chin-ēl') [L. *coccinel'la;* U. S. P. *Coc'cus*]. The dried insect *Coc'cus cac'ti,* native in tropical America, and exported as a dye-stuff: it affords carmin, and is used in pharmacy; it is considered to be antispasmodic and anodyne, and has been used in nervous affections and in whooping-cough. Dose in powder, ½ gr. (0.02 gm.); of tincture, 20–30 min. (1.25–2 c.c.).

Cochlea (kok'le-ah) [L. for "snail-shell"]. 1. Anything of a spiral form. 2. The conical cavity of the internal ear which contains essential organs of the auditory senses.

Cochlear (kok'le-ar). Of or pertaining to the cochlea.

Cochleare (kok-le-a're) [L. for "spoon" or "spoonful"]. **C. am'plum,** "large spoon"; a tablespoonful. **C. mag'num,** Latin for tablespoon or tablespoonful: abbreviated to *cochl. mag.* **C. me'dium,** Latin for dessertspoon or dessertspoonful; literally, middle-sized spoon: abbreviated to *cochl. med.*

Cochlearia (kok-le-a're-ah) [L.]. A genus of cruciferous plants. **C. armora'cia** is the horseradish: its root is a stimulant condiment and a stomachic. Dose of fluid extract, 1–2 fl. dr. (4–8 c.c.). The fresh leaves are used in domestic medicine and as a pot-herb. **C. officina'lis,** scurvy-grass, is diuretic, antiscorbutic, and stimulant.

Cochleariform (kok''le-ar'if-orm) [L. *cochlea're* spoon + *for'ma* form]. Shaped like a spoon.

Cochleitis (kok-le-i'tis). Inflammation of the cochlea.

Cochleovestibular (kok''le-o-ves-tib'u-lar). Pertaining to the cochlea and vestibule of the ear.

Cochlitis (kok-li'tis). See *Cochleitis.*

Cocillana (ko-se-yah'nah). The bark of *Gua'rea Swart'zii:* emetic, expectorant, and cathartic. Dose of fluid extract, 10–30 min. (0.666–2 gm.).

Cockroach (kok'rōch). See *Blatta.*

COCl. Symbol for cathodal opening clonus.

Cocoa (ko'ko). See *Cacao* and *Chocolate.* **C.-butter.** See under *Butter.*

Cocoanut (ko'ko-nut). The fruit of *Co'cos nucif'era,* a palm-tree, whose sap affords palm-wine or toddy, while the nut is an important article of food, and supplies great quantities of a valuable oil.

Coco-olein (ko-ko-o'le-in). A proprietary substitute for cod-liver oil: said to be an olein from cocoanut oil.

Codein (ko-de'in) [L. *codei'na*]. A white or whitish, crystalline alkaloid, $C_{18}H_{21}NO_3CH_2O$, from opium: soluble in 80 parts of cold water and 17 parts of boiling water, and easily soluble in alcohol and ether; it is narcotic, but less so than morphin: used as a substitute for morphin in severe cough, diabetes mellitus, and pain in the intestines. Dose, ½–2 gr. (0.03–0.13 gm.). **C. hydriodate,** a salt, $C_{18}H_{21}NO_3.HIO_3$, anodyne and hypnotic: recommended for use in children's diseases. **C. phosphate,** a salt, in colorless needles, $C_{18}H_{21}NO_3.H_3PO_4 + 2H_2O$: a good substitute for morphin. Dose, $\frac{1}{3}$–$\frac{3}{4}$ gr. (0.025–0.05 gm.). **C. valerianate,** an antispasmodic and hypnotic salt. Dose, ¼ gr. (0.015 gm.).

Codex (ko'dex), pl. *cod'ices* [L.]. An authorized medicinal formulary; especially the French Pharmacopœia.

Cod-liver oil (kod-liv'er-oil). See *Oil.*

Codol (ko'dol). Same as *Retinol.*

Codrenin (kōd-re'nin). A proprietary preparation of cocain hydrochlorate, adrenalin chlorid, and chloretone dissolved in physiologic salt solution: used as a local anesthetic and hemostatic.

Coefficient (ko-ef-ish'ent). In chemistry a number or figure put before a chemic formula to indicate how many times the formula is to be multiplied. **C. of absorption,** a number indicating the volume of a gas absorbed by a unit volume of a liquid at 0° C. and a pressure of 760 mm. **Baumann's c.,** the ratio of the ethereal to the total sulphates in the urine. **Biologic c.,** the amount of potential energy consumed by the body when at rest. **Bouchard's c.,** the ratio between the amount of urine and the total solids of the urine. **C. of conductivity,** a number indicating the quantity of heat that passes in a unit of time through a unit thickness of a substance when the difference in temperature is 1° C. **C. of expansion,** a number indicating the amount a substance expands when heated 1° C. **Isotonic c.,** a number showing the quantity of salt which should be added to distilled water to prevent its destroying the erythrocytes when added to blood. **C. of partage,** a number indicating the ratio between the amount of an acid absorbed by ether from an aqueous solution of the acid and the amount remaining in solution. **Trapp's f.** See *Trapp's formula,* under *Formula.* **Urotoxic c.,** a number expressing the toxicity of the urine: it is the quantity of toxic matter produced in twenty-four hours by one kilogram of the poison. **Yvon's c.,** the ratio between the quantity of urea and the phosphates of the urine.

Cœlarium, Celarium (se-la're-um) [L. from Gr. κοῖλος a hollow]. The membrane that lines the body-cavity, or celom: it consists of a parietal layer, the *exocelarium,* and a visceral layer, or *endocelarium.* It is also called *Mesothelium* or *Cœlom-epithelium.*

Co-electron (ko-e-lek'tron) [L. *con* together + *electron*]. The atomic core; the core which with the electron attached forms an atom of matter.

Cœlenteron (se-len'ter-on). Same as *Archenteron.*

Cœliac, etc. For words beginning with *Cœ,* see those beginning *Ce.*

Cœlom, Celom (se'lōm) [Gr. κοίλωμα, from κοῖλος hollow]. The body-cavity of the embryo, situated between the somatopleure and the splanchnopleure: from it arise the principal cavities of the trunk. The word is also written *Cœloma.*

Cœlozoic. See *Celozoic.*

Cœnurus cerebralis (se-nu'rus ser-e-bra'lis) [Gr. κοινός common + οὐρα tail]. The larva of the *Tæ'nia cœ'nurus,* found in the brain of sheep.

Coffee (kof'fe) [L. *cof'fea, caf'fea*]. The dried seeds of *Cof'fea arab'ica,* a tree believed to have originated in Africa, but now growing in nearly all tropical regions: the infusion is invigorating, tonic, and conservant; it is useful in chronic asthma, headache, and opium-poisoning.

Coffeinism (kof'fe-in-izm). A morbid condition resulting from excessive use of coffee.

Coffeurin (kof-fe-u'rin). A substance said to be present in the urine after the free use of coffee.

Coffin-bone (kof'fin-bōn). The third, or distal, phalanx in the foot of the horse.

Cognac (kōn'yahk). See *Brandy*.

Cohabitation (ko''hab-it-a'shun) [L. *co-* together + *habita're* to dwell]. The dwelling together of a man and woman, with habitual coition, whether married or not.

Cohesion (ko-he'zhun) [L. *cohæ'sio*, from *con* together + *hæ'rere* to stick]. The force which unites the particles of a body.

Cohnheim's areas, etc. (kōn'hīmz). See *Area*, etc.

Cohobation (ko-ho-ba'shun). The repeated distilling of a liquid from the same material; redistillation.

Cohosh (ko-hosh'). A North American (Algonkin) name for various medicinal plants, as *Actæ'a spica'ta*, or red cohosh; *Caulophyl'lum thalictroi'des*, or blue cohosh; and *Cimicif'uga racemo'sa*, or black cohosh.

Coil (koil). Anything wound in a spiral. **Induction-c.,** an apparatus for inducing an electric current. It consists of a coil of coarse wire (*primary* coil), which contains an iron core and is surrounded by a long coil of fine wire (*secondary* coil). When a galvanic current is passed through the primary coil a faradic current is induced in the secondary coil. **Leiter's c.,** a coil of thin metal tubing wound round a part of the body, through which hot or cold water is passed for the purpose of varying the temperature of the part.

Coinosite (koi'no-sīt). A free or unfixed commensal organism.

Coition (ko-ish'un) [L. *coi'tio* a going together]. Sexual commerce; copulation.

Coitophobia (ko''it-o-fo'be-ah) [*Coitus* + Gr. *φόβος* fear]. Morbid dread of coitus.

Coitus (ko'it-us) [L.]. Sexual intercourse; copulation. **C.-disease,** a venereal disease of horses, resembling syphilis.

Coix (ko'ix) [L.; Gr. *κόιξ* a palm]. A genus of grasses. *C. lac'rima*, a European species, bears large seeds called *Job's tears*, which are often strung as beads for infants' use in teething: said to be anodyne and diuretic.

Coko (tho'ko). A Fijian disease like the yaws.

Cola (ko'lah). See *Kola*.

Colalgia (ko-lal'je-ah) [Gr. *κόλον* colon + *ἄλγος* pain]. Pain in the colon.

Colalin (ko-lal'in). A yellow powder, slightly soluble in water, said to represent the active principle of bile: used as a digestive and intestinal antiseptic and to relieve gall-stone colic. Dose, $\frac{1}{4}$–$\frac{1}{2}$ gr. (0.015–0.03 gm.).

Colasaya (ko-las-a'ah). A tonic preparation of cola, calisaya bark, cocoa, iron, and phosphates.

Colation (ko-la'shun) [L. *cola'tio*]. The process of straining or filtration.

Colatorium (kol-at-o're-um), pl. *colato'ria* [L., from *cola're* to strain]. A strainer or colander; a sieve.

Colature (ko'lāt-ūr) [L. *colatu'ra*, from *cola're* to strain]. A liquid obtained by straining.

Colauxe (ko-lauks'e) [Gr. *κολόν* colon + *αὐξή* increase]. Dilatation of the colon.

Colchicein (kol-chis-e'in). A crystalline alkaloid, $C_{21}H_{23}NO_6$, from colchicum, and more active than colchicin. Hypodermic dose, $\frac{1}{130}$–$\frac{1}{64}$ gr. (0.0005–0.001 gm.); to be given with caution.

Colchicin (kol'chis-in). An alkaloid, $C_{22}H_{25}NO_6$, from colchicum. Dose, $\frac{1}{100}$–$\frac{1}{20}$ gr. (0.00066–0.0032 gm.).

Colchicum (kol'che-kum or kol'ke-kum) [L.]. A genus of liliaceous plants. The bulb and seed of *C. autumna'le*, a European and Asiatic plant, are cathartic, emetic, and locally irritant, and, in large doses, poisonous. They are used in gout, rheumatism, and rheumatic affections, such as tonsillitis, pharyngitis, etc. Dose of *powdered root*, 2–8 gr. (0.13–0.52 gm.); of *powdered seeds*, 1–5 gr. (0.065–0.32 gm.); of *fluid extract of seed*, 1–5 min. (0.06–0.3 gm.); of *tincture of seed*, 10–30 min. (0.666–2 gm.); of *extract of root*, $\frac{1}{2}$–$1\frac{1}{2}$ gr. (0.033–0.1 gm.); of *fluid extract of root*, 2–5 min. (0.133–0.333 c.c.); of *wine of root*, 5–15 min. (0.333–1 c.c.).

Colchisal (kol'chis-al). Colchicin salicylate; an amorphous yellow powder: a remedy for gout and rheumatism. Dose, $\frac{1}{100}$ gr. (0.00075 gm.).

Colcothar (kol'ko-thar) [L.]. Ferric peroxid, Fe_2O_3, red oxid of iron: tonic and styptic.

Cold (kōld). 1. Privation or relatively low degree of heat. 2. A catarrhal or other disorder due to exposure to cold and wet.

Colectomy (ko-lek'to-me) [*Colon* + Gr. *ἐκτομή* excision]. Excision of a portion of the colon.

Coleocele (ko'le-o-sēl) [Gr. *κολεός* sheath + *κήλη* hernia]. Vaginal hernia.

Coleotomy (ko-le-ot'o-me) [Gr. *κολεός* sheath + *τομή* cut]. A cutting operation upon the vagina.

Colibacillary (ko-li-bas'il-a-re). Produced by the *Bacillus coli*.

Colibacillosis (ko-li-bas-il-o'sis). Infection with the *Bacillus coli*.

Colibacilluria (ko-li-bas-il-u're-ah). Presence of the colon bacillus in the urine.

Colibacterin (ko-li-bak'ter-in). See *Bacterial vaccine*, under *Vaccine*.

Colic (kol'ik) [Gr. *κωλικός*]. 1. Pertaining to the colon. 2. Acute abdominal pain. **Appendicular c.** Same as *Vermicular c.* **Biliary c.,** paroxysm of pain and other severe symptoms due to the passage of gall-stones along the bile-duct: called also *Hepatic c.* **Bilious c.,** abdominal pain accompanied by the vomiting of bile and the passage of bilious stools. **Copper-c.,** a severe colic common among workers in copper. **Crapulent c.,** that which is due to excess in eating and drinking. **Devonshire c.,** lead-colic. **Endemic c.,** a dangerous form of colic, peculiar to hot countries. **Hepatic c.** See *Biliary c.* **Hill-c.,** a febrile diarrhea prevalent in the hill-tracts of India. **Intestinal c.,** acute abdominal pain. **Lead-c., Painters' c.,** that which is due to lead-poisoning. **Meconial c.,** colic of newborn infants. **Menstrual c.,** severe abdominal pain at the menstrual period. **Mucous c., Pseudomembranous c.,** pseudomembranous enteritis. **Painters' c.** See *Lead-c.* **Renal c.,** biliary c. **Saburral c.,** c. from intestinal indigestion. **Sailors' c.,** a painful colic prevalent among mariners. **Saturnine c.,** lead-colic. **Stercoral c.,** intestinal c. due to accumulation of feces. **Tubal c.,** painful spasmodic contraction of the Fallopian tube. **Uterine c.,** severe abdominal pain from some uterine disease or at the menstrual epoch. **Vermicular c.,** a condition of colic in the vermiform appendix, occasioned by a catarrhal inflammation resulting from blocking of the outlet of the appendix. **Wind-c.,** pain in the bowels, due to their distention with air or gas.

Colica (kol'ik-ah). Latin for *Colic*. **C. muco'sa,** mucous enteritis. **C. pas'sio,** colic. **C. Pic'tonum,** colic of Poitou; lead-colic. **C. scorto'rum,** severe colicky pain in the region of the Fallopian tubes; seen in salpingitis.

Colicoplegia (kol''ik-o-ple'je-ah) [Gr. *κωλικός* colic + *πλήσσειν* to strike]. Lead-colic and lead-paralysis together.

Colicystitis (ko''le-sis-ti'tis). Cystitis dependent upon the presence of the colon-bacillus.

Colicystopyelitis (ko-le-sis''to-pi-el-i'tis) [*Colon* + *κύστις* bladder + *πύελος* pelvis]. Inflammation of bladder and kidney pelvis due to the colon bacillus.

Colipuncture (ko'le-punkt-ūr). Colocentesis.

Colitis (ko-li'tis). Inflammation of the colon.

Collætina (kol-let'in-ah). A proprietary adhesive plaster containing lanolin and caoutchouc.

Collagen (kol'laj'en) [Gr. *κόλλα* glue + *γεννᾶν* to produce]. The main organic constituent of connective tissue: changeable by boiling into glue or gelatin.

Collagenic (kol-a-jen'ik). Forming or producing collagen.

Collapse (kol-laps') [L. *collap'sus*]. 1. A state of extreme prostration and depression with failure of circulation. 2. Abnormal falling in of the walls of any part or organ. **C. of the lung,** an airless or fetal state of all or a part of a lung.

Collar-bone (kol'lar-bōn). The clavicle.

Collar-crown (kol'er-krown). In dentistry, a form or collar for an artificial tooth which is fastened to a natural root.

Collargol, Collargolum (kol-lar'gol, kol-lar-go'lum). Colloidal silver; an allotropic form of silver, soluble in water and in albuminous fluids: it is a germicide and antiseptic, and is used in gonorrheal ophthalmia, etc.

Collateral (kol-lat'er-al) [L. *con* together + *la'tus* side]. 1. Not direct or immediate; secondary or accessory. 2. Same as *Paraxon*.

Collemia, Collæmia (kol-le'me-ah) [Gr. *κόλλα* glue + *αἷμα* blood]. A glutinous or viscid condition of the blood.

Colles's fascia, fracture, law, etc. (kol'ēz-ez). See *Fascia, Fracture, Law*, etc.

Colliculus seminalis (kol-lik'u-lus sem-in-a'lis) [L. *collic'ulus* mound]. The verumontanum.

Collidin (kol'lid-in) [Gr. *κόλλα* glue]. 1. An oily base or ptomain, $C_8H_{11}N$, from decaying animal matter: probably poisonous. 2. Any member of the group of which the normal collidin is the type. **Aldehyd c.,** a collidin obtained by the distillation of aldehyd.

Colliform (kol'lif-orm). A proprietary wound-dressing material containing formaldehyd and gelatin.

Colligamen (kol-lig-a'men) [L.]. A form of medicated surgical bandage.

Collinsonia (kol-lin-so'ne-ah) [after Peter *Collinson* (1693–1768)]. A genus of labiate herbs: *C. canaden'sis*, stone-root or richweed, is tonic and diuretic. Dose of herb (in decoction), 15–60 gr. (1–4 gm.); of fluid extract, 10–40 min. (0.65–2.5 c.c.); of tincture, $\frac{1}{2}$–2 fl. dr. (2–8 c.c.).

Collinsonin (kol-lin-so'nin). A dry preparation of *Collinso'nia canaden'sis*: diuretic and diaphoretic. Dose, 2–4 gr. (0.133–0.266 gm.).

Colliquation (kol-lik-wa'shun) [L. *con* together + *liqua're* to melt]. Liquefactive degeneration.

Colliquative (kol-lik'wah-tiv) [L. *con* together + *liqua're* to melt]. 1. Characterized by an excessive fluid discharge. 2. Marked by liquefaction of tissues.

Collodion (kol'lo-de-on) [L. *collo'dium*, from Gr. *κολλώδης* glutinous]. A solution of gun-cotton in ether and alcohol. It is a syrupy liquid, evaporating to form a contractile film: used as a protective covering for wounds, burns, ulcers, etc. For varieties see *Collodium*.

Collodium (kol-lo'de-um) [L.]. Collodion. **C. cantharida'tum,** cantharidal collodion: a vesicant preparation composed of flexible collodion, cantharides, and chloroform. **C. flex'ile,** flexible collodion; collodion charged with 5 per cent. of Canada turpentine and 3 per cent. of castor oil: less fragile after drying than ordinary collodion. **C. ioda'tum,** iodized collodion; a collodion charged with iodin: a resolvent for application to tumors, etc. **C. salicyla'tum compos'itum,** collodion with 2 per cent. of extract of cannabis indica, 10 per cent. of alcohol, and 11 per cent. of salicylic acid: useful in treating corns and bunions. **C. styp'ticum,** styptic collodion; collodion prepared with tannic acid, ether, and alcohol: an astringent for external use.

Colloid (kol'loid) [Gr. *κολλώδης* glutinous]. 1. Glutinous or resembling glue. 2. Any non-crystalloid substance; any substance whose hydrates are gelatinous. 3. The gelatinous substance resulting from colloid degeneration.

Colloidal (kol-loi'dal). Of the nature of a colloid.

Colloidin (kol-loi'din). A jelly-like substance, $C_9H_{15}NO_6$, one of the products of colloid degeneration.

Colloma (kol-lo'mah) [Gr. *κόλλα* glue]. A colloid cancer; carcinoma whose degenerated substance has assumed a glue-like character.

Collonema (kol-lo-ne'mah) [Gr. *κόλλα* glue]. Same as *Myxoma*.

Collopexia (kol-o-pek'se-ah) [L. *col'lum* neck + Gr. *πῆξις* fixing]. The surgical fixation of the uterine neck.

Collosin (kol'o-sin). A compound of collodion and traumaticin: used in skin-diseases.

Collospherium (kol-o-sfe're-um) [Gr. *κόλλα* glue + *σφειρα* ball]. A genus of schizomycetes composed of cylindric cells in glairy fomites, divided by constriction and forming a curved surface.

Colloxylin (kol-lox'il-in) [Gr. *κόλλα* glue + *ξύλινος* wood]. A variety of soluble gun-cotton, or pyroxylin.

Collum (kol'lum), pl. *col'la* [L.]. The neck; also any neck-like part or structure. **C. distor'tum,** torticollis. **C. fem'oris,** the neck of the femur.

Collutory (kol'u-to-re) [L. *colluto'rium*]. A wash; chiefly a mouth-wash or gargle.

Collyrium (kol-lir'e-um), pl. *colly'ria* [L.; Gr. *κολλύριον* cake, eye-salve]. A lotion for the eyes; an eye-wash.

Coloboma (kol-o-bo'mah), pl. *colobo'mata* [L.; Gr. *κολόβωμα*]. A mutilation or defect; especially a congenital fissure of any part of the eye. **Bridge c.,** a variety of coloboma of the iris in which a strip of iris-tissue bridges over the fissure. **Fuchs's c.,** a small crescent-shaped defect of the choroid, at the lower edge of the optic disk. **C. i'ridis,** a fissure of the iris, usually of the lower portion.

Colocentesis (ko''lo-sen-te'sis) [Gr. *κόλον* colon + *κέντησις* puncture]. Puncture of the colon, mostly for the purpose of relieving its distention with air or gases.

Colocholecystostomy (ko''lo-ko''le-sis-tos'to-me). Same as *Cholecystocolotomy*.

Coloclyster (ko-lo-klis'ter). An enema thrown into the rectum.

Colocolostomy (ko''lo-ko-los'to-me) [*Colon* + *Colostomy*]. The operation of forming an anastomosis between two portions of the colon.

Colocynth (kol'o-sinth) [L. *colocyn'this*; Gr. *κολοκύνθη*]. The fruit of *Citrul'lus colocyn'this*: its pulp is a poisonous hydragogue cathartic, and is used as an ingredient in cathartic pills. Dose of **extract,** $\frac{1}{2}$–2 gr. (0.032–0.13 gm.). **Compound extract of c.** contains extract of colocynth (16 parts), aloes (50 parts), cardamom (6 parts), alcohol (10 parts), soap (14 parts), resin of scammony (14 parts). Dose, 5–20 gr. (0.32–1.3 gm.).

Colocynthidism (kol-o-sin'thid-izm). Poisoning by colocynth.

Colocynthin (kol-o-sin'thin). A bitter, purgative glucosid, $C_{56}H_{84}O_{28}$, from colocynth. Dose, $\frac{1}{20}$–$\frac{1}{3}$ gr. (0.003–0.013 gm.).

Colo-enteritis (ko''lo-en-ter-i'tis) [*Colitis* + *Enteritis*]. Inflammation of the small intestine and colon.

Colohepatopexy (ko''lo-hep'a-to-pek-se) [Gr. κόλον colon + ἧπαρ liver πῆξις fixation.] The suturing of the colon to the liver to take the place of adhesions between the liver and the stomach which form after gall-stone operations.

Colomba (ko-lum'bah). Same as *Calumba*.

Colon (ko'lon) [L.; Gr. κόλον, κῶλον]. That part of the large intestine which extends from the cecum to the rectum. **Ascending c.**, the portion of the colon on the right side, going cephalad from the cecum. **Descending c.**, a part of the colon on the left side between the transverse colon and the sigmoid flexure. **Giant-c.**, abnormally large size of the colon. **Transverse c.**, that part which runs transversely across the upper part of the abdomen from right to left.

Colonalgia (ko-lon-al'je-ah) [*Colon* + Gr. ἄλγος pain]. Pain in the colon.

Colonic (ko-lon'ik). Pertaining to the colon.

Colonitis (ko-lo-ni'tis). Inflammation of the colon; colitis.

Colonometer (kol-on-om'et-er) [*Colony* + Gr. μέτρον measure]. An apparatus for counting the colonies of bacteria on a culture-plate.

Colonoscope (ko-lon'os-kōp) [Gr. κόλον colon + σκοπεῖν to view]. A speculum for examining the lower part of the bowel.

Colonoscopy (ko-lon-os'ko-pe). Examination of the rectum with the colonoscope.

Colony (kol'o-ne) [L. *colo'nia*]. A collection or group of bacteria in a culture derived from the increase of a single organism.

Colopexia, Colopexy (ko-lo-pek'se-ah, kol'o-pex-e) [Gr. κόλον colon + πῆξις fixation]. Fixation of the sigmoid flexure to the abdominal wall by suturation.

Colopexostomy (ko-lo-peks-os'to-me) [Gr. κόλον colon + πῆξις fixation + στόμα mouth]. Resection of the colon with cecostomy or appendicostomy.

Colopexotomy (ko''lo-pex-ot'o-me) [Gr. κόλον colon + πῆξις fixation + τομή a cutting]. Fixation and incision of the colon.

Colophene (kol'o-fēn). A colorless hydrocarbon, $C_{20}H_{32}$, derivable from turpentine.

Colophony (ko-lof'o-ne) [L. *colopho'nia*; Gr. κολοφωνία, from Colophon, a city of Asia Minor]. Common resin, or rosin, derived from various species of pine.

Coloplication (ko-lo-pli-ka'shun) [L. *co'lon* colon + *pli'ca* fold]. The operation of unfolding or taking a reef in the colon in cases of dilatation.

Coloptosis (ko-lop-to'sis) [Gr. κόλον colon + πτῶσις fall]. Prolapse or falling of the colon.

Color (kul'er) [L. *co'lor, co'los*]. The tint or hue of any object. **C.-blindness**, diminished ability to perceive differences of color, seldom or perhaps never amounting to a complete disability. **Amnesic c.-b.**, inability to recognize or to name a color, although it is correctly perceived. **Complimentary c's**, two colors which produce white light when mixed together. **Confusion c.**, a color which appears the same as some other color to a color-blind person. **C.-gustation.** See *Pseudogeusesthesia*. **C.-hearing.** See *Pseudochromesthesia*.

Colorectitis (ko''lo-rek-ti'tis). Inflammation of the colon and rectum together.

Colorectostomy (ko''lo-rek-tos'to-me) [*Colon* + *Rectum* + Gr. στόμα mouth]. The surgical formation of a new passage between the colon and the rectum.

Colorimeter (kol-er-im'et-er) [*Color* + Gr. μέτρον measure]. An instrument for measuring color; especially one for measuring the color of the blood in order to determine the proportion of hemoglobin.

Colostomy (ko-los'to-me) [Gr. κόλον colon + στόμα mouth]. The formation of a permanent artificial opening into the colon.

Colostration (ko-los-tra'shun) [L. *colostra'tio*]. Illness of a newborn infant caused by the colostrum.

Colostric (ko-los'trik). Pertaining to colostrum.

Colostrorrhea (ko-los-tro-re'ah) [L. *Colostrum* + Gr. ῥοιά flow]. Spontaneous discharge of colostrum.

Colostrous (ko-los'trus) [L. *colostro'sus*]. Containing or filled with colostrum.

Colostrum (ko-los'trum) [L.]. The first fluid secreted by the mammary gland after delivery. It contains less casein and more albumin than ordinary milk, as well as numerous fatty globules (*colostrum-corpuscles*).

Colotomy (ko-lot'o-me) [Gr. κόλον colon + τομή a cutting]. The creation of an artificial opening into the colon: variously distinguished as *abdominal, iliac, inguinal, lateral*, or *lumbar*, according to the location of the opening. **Littre's c.**, inguinal colotomy.

Colotyphoid (ko-lo-ti'foid). Typhoid in which there is follicular ulceration of the colon, with extensive lesions in the small intestine.

Colpatresia (kol-pat-re'zhe-ah) [Gr. κόλπος vagina + *Atresia*]. Atresia or occlusion of the vagina.

Colpeurynter (kol'pu-rin-ter) [Gr. κόλπος vagina + εὐρύνειν to dilate]. A dilatable bag: used to distend the vagina.

Colpeurysis (kol-pu'ris-is) [Gr. κόλπος vagina + εὐρύνειν to widen]. Operative dilatation of the vagina.

Colpitis (kol-pi'tis) [Gr. κόλπος vagina]. Inflammation of the vagina.

Colpocele (kol'po-sēl) [Gr. κόλπος vagina + κήλη tumor]. Hernia into the vagina.

Colpoceliotomy (kol''po-se-le-ot'o-me) [Gr. κόλπος vagina + κοιλία belly + τομή cut]. Incision into the abdomen through the vagina.

Colpocleisis (kol-po-kli'sis) [Gr. κόλπος vagina + κλεῖσις closure]. Surgical closure of the vaginal canal.

Colpocystitis (kol''po-sis-ti'tis) [Gr. κόλπος vagina + κύστις bladder]. Inflammation of the vagina and of the bladder.

Colpocystocele (kol-po-sis'to-sēl) [Gr. κόλπος vagina + κύστις bladder + κήλη hernia]. Hernia of the bladder into the vagina, of which the anterior wall becomes prolapsed.

Colpocystoplasty (kol-po-sis'to-plas-te) [Gr. κόλπος vagina + κύστις bladder + πλάσσειν to form]. Plastic operation for the repair of the vesicovaginal wall.

Colpocystosyrinx (kol''po-sis-to-si'rinks) [Gr. κόλπος vagina + κύστις bladder + σῦριγξ fistula]. Vesicovaginal fistula.

Colpocystotomy (kol''po-sis-tot'o-me) [Gr. κόλπος vagina + κύστις bladder + τομή a cutting]. Incision of the bladder through the vaginal wall.

Colpocysto-ureterocystotomy (kol-po-sis''to-u-re''ter-o-sis-tot'o-me) [Gr. κόλπος vagina + κύστις bladder + οὐρητήρ ureter + τόμη cut]. The operation of exposing the ureteral orifices by incising the walls of the bladder and vagina.

Colpodesmorrhaphia (kol''po-des-mor-ra'fe-ah) [Gr. κόλπος vagina + δέσμος band + ῥαφή suture]. The suturation of a ruptured sphincter vaginæ.

Colpohyperplasia (kol''po-hi-per-pla'zhe-ah) [Gr. κόλπος vagina + *Hyperplasia*]. Exoessive growth of the mucous membrane and wall of the vagina. **C. cys'tica**, a variety characterized by the presence of gas-cysts due to a bacillus.

Colpohysterectomy (kol''po-his-ter-ek'to-me) [Gr. κόλπος vagina + *Hysterectomy*]. Surgical removal of the uterus by a vaginal operation.

Colpohysteropexy (kol-po-his'ter-o-peks-e) [Gr. κόλπος vagina + ὑστέρα uterus + πῆξις fixation]. Vaginal hysteropexy.

Colpohysterotomy (kol''po-his-ter-ot'o-me) [Gr. κόλπος vagina + *Hysterotomy*]. Surgical incision of the vagina and uterus.

Colpomyomectomy (kol''po-mi-o-mek'to-me) [Gr. κόλπος vagina + *Myomectomy*]. Myomectomy performed by vaginal incision.

Colpomyotomy (kol''po-mi-ot'o-me) [Gr. κόλπος vagina + *Myotomy*]. Excision of a myoma of the uterus through the vagina.

Colpoparovariocystectomy (kol''po-par-o-va''re-o-sis-tek'to-me) [Gr. κόλπος vagina + *Parovarium* + *Cystectomy*]. Excision of a cystic tumor of the parovarium through the vagina.

Colpopathy (kol-pop'ath-e) [Gr. κόλπος vagina + πάθος disease]. Any vaginal disease.

Colpoperineoplasty (kol''po-per-in-e'o-plas-te) [Gr. κόλπος vagina + περίνεον perineum + πλάσσειν to form]. Plastic surgery of the vagina and perineum.

Colpoperineorrhaphy (kol''po-per''in-e-or'ra-fe) [Gr. κόλπος vagina + περίνεον perineum + ῥαφή suture]. Suturation of the ruptured vagina and perineum.

Colpoplasty (kol'po-plas-te) [Gr. κόλπος vagina + πλάσσειν to shape]. Plastic surgery involving the vagina.

Colpopolypus (kol-po-pol'ip-us) [Gr. κόλπος vagina + *Polypus*]. Polypus of the vagina.

Colpoptosis (kol-pop-to'sis) [Gr. κόλπος vagina + πτῶσις prolapse]. Prolapse or falling of the vagina.

Colporrhagia (kol-por-ra'je-ah) [Gr. κόλπος vagina + ῥηγνύναι to burst out]. Vaginal hemorrhage.

Colporrhaphy (kol-por'rah-fe) [Gr. κόλπος vagina + ῥαφή stitch]. The operation of denuding and suturing the vaginal wall for the purpose of narrowing the vagina.

Colporrhexis (kol-po-rek'sis) [Gr. κόλπος vagina + ῥῆξις rupture]. Laceration of the vagina.

Colposcope (kol'po-skōp) [Gr. κόλπος vagina + σκοπεῖν to view). An instrument for inspecting the vagina.

Colpospasmus (kol-po-spaz'mus) [Gr. κόλπος vagina + σπασμός spasm]. Vaginal spasm.

Colpostenosis (kol''po-ste-no'sis) [Gr. κόλπος sheath + στένωσις stricture]. Contraction or narrowing of the vagina.

Colpostenotomy (kol''po-sten-ot'o-me) [Gr. κόλπος vagina + στένωσις stricture + τομή a cutting]. A cutting operation for stricture or atresia of the vagina.

Colpotomy (kol-pot'o-me) [Gr. κόλπος vagina + τέμνειν to cut]. Any surgical cutting operation upon the vagina.

Colpo-ureterocystotomy (kol''po-u-re''ter-o-sis-tot'o-me) [Gr. κόλπος vagina + *Ureter* + *Cystotomy*]. The exposure of the orifices of the ureters by cutting through the walls of the vagina and bladder.

Colpo-ureterotomy (kol''po-u-re-ter-ot'o-me). Incision of the ureter through the vagina, performed for the relief of urethral stricture.

Colpoxerosis (kol-po-ze-ro'sis) [Gr. κόλπος vagina + ξήρωσις dryness]. Abnormal dryness of the vulva and vagina.

Colt's foot (kōlts'foot). See *Tussilago*.

Columbin (ko-lum'bin). An active principle from calumba; calumbin.

Columbo (ko-lum'bo). See *Calumba*.

Columella (kol-u-mel'lah) [L.]. A little column. **C. coch'leæ**, the modiolus of the cochlea. **C. na'si**, the septum of the nose.

Column (kol'um) [L. *colum'na*]. A pillar or pillar-like part. **Anterior c.**, a layer of white matter on either half of the spinal cord between the ventral horn and the anterior median fissure. **Anterolateral c.**, white matter between the anterior median fissure and the dorsal horn of gray matter of the spinal cord. **C's of Bertin** (*colum'næ Bert'ini*), inward extensions of the cortical substance of the kidney, between the Malpighian pyramids. **C. of Burdach**, the postero-external column. **Clark's c.**, a tract of nerve-cells occupying the inner angle of the dorsal horn of gray matter of the spinal cord. **Direct cerebellar c.**, a tract outside of the lateral pyramidal tract. **Dorsal c.** Same as *Posterior c.* **Enamel-c.**, any member of the series of fibers which make up the enamel of a tooth: called also *Enamel-rod*. **Fat-c's** (L. *colum'næ adipo'sæ*), columns of fatty tissue extending from the cutaneous connective tissue to the hair-follicles and sweat-glands. **C. of Goll**, the posteromedian column of the spinal cord. **C. of Gowers**, a mass of fibers in front of the direct cerebellar tract. **Lateral c.**, a layer of white matter in either half of the spinal cord between the posterior horn and nerve-roots, and the anterior horn and nerve-roots. **Mixed lateral c.**, the internal part of the lateral column, next the gray substance. **C's of Morgagni**, folds of mucous membrane at the anal termination of the rectum. **Muscle-c.**, a bundle of muscle-rods or caskets filling a muscle-compartment. **Posterior c.**, a mass of white matter in the spinal cord on either side between the posterior horns and the posterior median fissure. **Postero-external c.**, the outer and wider portion of the posterior column of the spinal cord. **Posteromedian c.**, the middle portion of the dorsal column of the spinal cord. **Posterovesicular c.**, the column of Clarke. **Rectal c's.** Same as *C's of Morgagni*. **Respiratory c.**, the solitary fasciculus. **C. of Rolando**, an eminence on the lateral edge of the oblongata. **C. of Sertoli**, an elongated sustentacular cell in the parietal layer of the seminiferous tubules, holding together the spermatogenic cells. **Spinal c.**, the backbone formed by the assemblage of the vertebræ. **C. of Spitzka-Lissauer**, a group of nerve-fibers of the cord in front of and behind the posterior cornua. **Türck's c.** 1. The anterior pyramidal tract. 2. The sensory bundles occupying the outer part of the crusta of the cerebral peduncle. **C's of the vagina.** See *Columnæ vaginæ*. **Ventral c.** Same as *Anterior c.* **Vertebral c.** See *Spinal c.* **Vesicular c.**, a column of nerve-cells in the dorsal gray horn of the spinal cord.

Columna (ko-lum'nah), pl. *colum'næ* [L.]. A column or pillar. **C. adipo'sæ.** See *Fat-columns*, under *Column*. **C. car'neæ** [L. "fleshy columns"], muscular projections inside the ventricles of the heart. **C. extremita'tis inferio'ris**, a column of intercalated nuclei in the lumbar enlargement of the ventral cornu of the spinal cord. **C. extremita'tis superio'ris**, a column of intercalated nuclei in the cervical enlargement of the ventral cornu of the spinal cord.

C. for'nicis, the crura of the cerebral fornix. **C. intermediolatera'lis**, a longitudinal column of motor cells in the ventral horn of the spinal cord. **C. media'lis.** Same as *Intermediolateralis c.* **Columnæ recta'les**, the columns of Morgagni. **Columnæ vagi'næ**, the longitudinal ridges along the walls or inner surface of the vagina. **C. vertebra'lis**, the vertebral column.

Columnella (kol-um-nel'lah) [L.]. Same as *Columella.*

Columning, Columnization (kol'um-ing, kol'um-niz-a'shun). The supporting of the prolapsed uterus with tampons.

Colyseptic (ko-lis-ep'tik). See *Kolyseptic.*

Coma (ko'mah) [L.; Gr. κῶμα]. Profound stupor occurring in the course of a disease or after severe injury. **Alcoholic c.**, stupor following an alcoholic debauch. **Apoplectic c.**, the stupor which accompanies apoplexy. **Diabetic c.**, the coma of fatal cases of diabetes. **Kussmaul's c.**, the coma of diabetic acetonuria. **Trance-c.**, lethargic hypnotism. **Uremic c.**, lethargic state due to uremia. **C.-vigil**, stupor with local delirium, wakefulness, and semiconsciousness.

Comatose (ko'mat-ōs). Pertaining to or affected with coma.

Combre'tum sundi'acum. The jungle plant, a shrub of the Malay States: said to be useful as a cure for the opium habit.

Combustion (kom-bust'yun) [L. *combus'tio*]. Burning; rapid oxidation with emission of heat. **Spontaneous c.**, the alleged ignition and destruction of the living body of an alcoholic subject.

Comedo (kom-e'do), pl. *comedo'nes.* 1. A blackhead; a plug of dried sebum in an excretory duct of the skin, sometimes containing *Demodex folliculo'rum.* 2. A skin-disease due to the presence of comedones.

Comes (ko'mēz), pl. *com'ites* [L. "companion"]. An artery or vein which accompanies a nerve-trunk.

Comma-bacillus (kom'mah-bas-il'lus) [named from its shape]. The spirillum of Asiatic cholera. See *Bacillus.*

Comma-tract (kom'mah-trakt). A comma-shaped tract in the middle of the dorso-external column of the spinal cord.

Commensal (kom-men'sal) [L. *com-* together + *men'sa* table]. An organism living on or within another, but not as a parasite: used also adjectively.

Commensalism (kom-men'sal-izm). Parasitic association in which one of the associates is benefited without either benefit or injury to the other.

Comminuted (kom'min-u-ted) [L. *comminu'tus*, from *com-* together + *minu'ere* to diminish]. Broken or crushed into small pieces.

Comminution (kom-min-u'shun) [L. *comminu'tio*]. The act of breaking, or condition of being broken into small fragments.

Commissura (kom-mis-su'rah) [L. "a joining together," "conjunction"]. That which joins corresponding parts to each other. **C. ante'rior al'ba**, a layer of white matter which conjoins the ventral columns of the spinal cord. **C. bre'vis**, the posterior part of the inferior vermiform process of the cerebellum. **C. cerebel'li**, the pons. **C. cer'ebri ante'rior**, a round bundle of white fibers in the forepart of the third ventricle, in front of the crura of the fornix. **C. mag'na**, the corpus callosum. **C. me'dia** [L. "middle commissure"] or **C. mol'lis** [L. "soft commissure"], a soft fascicle of gray matter which unites the optic thalami. **C. oliva'rum**, the transverse fibers which connect the olivary bodies to each other. **C. poste'rior cine'rea**, the "gray commissure" at the bottom of the posterior median fissure of the spinal cord: it connects the lateral crescents of gray matter.

Commissural (kom-ish'ur-al). Pertaining to or acting as a commissure.

Commissure (kom'mis-ūr) [L. *commissu'ra*]. The tissue which joins corresponding right and left parts, mainly of the brain and spinal cord. **Arcuate c.**, the inner and upper fibers of the optic tract: called also *Gudden's commissure.* **Basal c.** Same as *Meynert's c.* **Basal gray c.**, a thin sheet of gray matter which closes in the floor of the third ventricle. **Gudden's c.** See *Arcuate c.* **Meynert's c.**, nerve-fibers which extend from the floor of the third ventricle through the optic tracts to the subthalamic body. **Optic c.**, the crossing of the two optic nerves. **Posterior c.**, the white band which joins the optic thalami. **Spinal c.**, the transverse portion connecting the lateral halves of the spinal cord. **Superior c.**, *Meynert's c.* **Wernekinck's c.**, a decussation within the pons in the middle line between the fibers of the tegmentum of the cerebral peduncles. **White c.**, the anterior commissure of the spinal cord.

Commotio (kom-mo'she-o) [L. "disturbance"]. A concussion; a violent shaking, or the shock which results from it. **C. cer'ebri**, concussion of the brain. **C. ret'inæ**, impairment of vision following a blow on or near the eye.

Communicans (kom-mu'nik-anz) [L. "communicating"]. A communicating nerve. See *Table of Nerves*, under *Nerve.*

Communis (kom-u'nis) [L.]. Common; belonging to several; also not rare.

Commutator (kom'mu-ta-tor). A device for reversing or interrupting electric currents.

Compact (kom-pakt'). Dense; having a dense structure.

Compatibility (kom-pat-ib-il'it-e) [L. *compatibi'lis* accordant]. Suitableness for administration with another specified medicine.

Compensation (kom-pen-sa'shun) [L. *compensa'tio*, from *cum* together + *pensa're* to weigh]. The counterbalancing of any defect of structure or function.

Compensator (kom'pen-sa-tor). An appliance for regulating compensating currents.

Compensatory (kom-pen'sa-to-re). Making good a defect or loss; restoring a lost balance.

Complement (kom'ple-ment). A thermolabile ferment-like body existing in many serums and normally in cell-protoplasm. The complement is the active element in lysis, but can only act in conjunction with the amboceptor which serves as an intermediary for fastening the complement to the cell on which it acts. The complement is made up of two groups, a *haptophore* group by which it is attached to the complement, and a *toxophore* which is the active portion of the complement. The complement is called also *Alexin*, *Cytase*, and *End-body.* See *Ehrlich's side-chain theory*, under *Theory.*

Complemental, Complementary (kom-ple-men'tal, kom-ple-men'ta-re) [L. *comple're* to fill]. Supplying a defect, or helping to do so; making complete; accessory.

Complementophil (kom-ple-men'to-fil) [L. *Complement* + Gr. φιλεῖν to love). Possessing an affinity for a complement, a term applied to that element of the amboceptor which becomes attached to the complement. See *Ehrlich's side-chain theory*, under *Theory.*

Complementoid (kom-ple-men'toid). A complement that has lost its activity. A complementoid is produced by heating a complement, and is capable of producing an anticomplement when injected into serum.

Complex (kom'plex) [L. *complex'us* woven together]. 1. Complicated; not simple. 2. The sum or combination of various things, like or unlike, as a complex of symptoms. See *Syndrome.*

Complexion (kom-plex'yun) [L. *complex'io* combination]. 1. Physical constitution or bodily habit [old]. 2. The color and appearance of the skin of the face.

Complexus (kom-plex'us) [L.]. See *Table of Muscles*, under *Muscle.*

Complicated (kom'plik-a-ted) [L. *complica're* to enfold]. Involved; associated with other injuries, lesions, or diseases.

Complication (kom-plik-a'shun) [L. *complica'tio*, from *cum* together + *plica're* to fold]. 1. A disease or diseases concurrent with another disease. 2. The concurrence of two or more diseases in the same patient.

Composition, C. powder (kom-po-zish'un). The compound powder of bayberry.

Compos mentis (kom'pos men'tis) [L.]. Of sound mind.

Compound (kom'pownd) [L. *compo'nere* to place together]. 1. Made of two or more parts or ingredients. 2. Any substance made up of two or more kinds of materials. **Addition c.**, a c. formed by the immediate union of two or more elements. **Condensation c.**, a c. which is formed by union of substances with the loss of one or more molecules. **Endothermic c.**, one whose formation is attended with the absorption of heat. **Exothermic c.**, one whose formation is attended by elevation of temperature. **Saturated c.**, a chemic compound in which the combining capacities of all the elements are satisfied. **Substitution c.**, a c. formed by the replacement of elements of a molecule by other elements. **Unsaturated c.**, a c. in which the combining capacities of all the elements are not satisfied.

Compress (kom'pres) [L. *compres'sus*]. A pad or bolster of folded linen or other material, applied so as to make pressure upon any particular part: it is sometimes medicated. **Cribriform c.**, one perforated with holes like a sieve for the escape of fluids from a wound. **Fenestrated c.**, one pierced with a hole for the discharge of matter or to admit of inspection of a sore or wound. **Graduated c.**, one made up of layers of a gradually decreasing size.

Compression (kom-presh'un) [L. *compres'sio*, from *comprim'ere* to squeeze together]. The act of compressing, or pressing together; an action exerted upon a body by an external power which tends to diminish its volume and augment its density. **Digital c.**, compression of a blood-vessel by the fingers for the purpose of checking hemorrhage or of curing aneurysm. **Instrumental c.**, compression of a blood-vessel by instruments. **C. of the brain**, a condition in which the brain is compressed by fractures, tumors, blood-clots, abscesses, etc.

Compressor (kom-pres'sor) [L.]. 1. A surgical instrument for making compression upon a part. 2. A muscle which compresses any part. See *Muscles, Table of.* **Deschamp's c.**, an instrument for the direct compression of an artery.

Compressorium (kom-pres-so'rē-um), pl. *compresso'ria* [L.]. A device for making graduated pressure upon objects under microscopic examination.

Compsomy'ia macella'ria. A fly which deposits its eggs on wounds, from which the larva, known as screw-worms, hatch in a few hours and burrow into the tissues.

Conarial (ko-na're-al). Pertaining to the conarium.

Conarium (ko-na're-um) [L.; Gr. κωνάριον]. The pineal body: so called from its conical shape.

Concatenate (kon-kat'en-āt) [L. *con* together + *cate'na* chain]. Chained together: applied to glands in the neck of children.

Concato's disease (kon-kah'tōz). See *Disease.*

Concave (kon'kāv) [L. *conca'vus*]. Presenting a depressed or hollow surface.

Concavity (kon-kav'it-e) [L. *concav'itas*, from *con* together + *ca'vus* hollow]. A hollowed-out space on the surface of an organ; the hollow side, or inside, of a curved surface, organ, or line.

Concavoconcave (kon-ka'vo-kon''kāv). Concave on either side.

Concavoconvex (kon-ka'vo-kon''vex). Having one concave and one convex side.

Concentration (kon-sen-tra'shun) [L. *concentra'tio*]. 1. Increase in strength by evaporation. 2. A medicine which has been strengthened by the evaporation of its non-active parts.

Concentric (kon-sen'trik) [L. *concen'tricus*, from *con* together + *cen'trum* center]. Having a common center; extending out equally in all directions from a common center.

Conception (kon-sep'shun) [L. *concep'tio*]. 1. The fecundation of the ovum. 2. The image of a thing in the mind. **Imperative c.**, a false idea which dominates a person's actions.

Concha (kong'kah), pl. *con'chæ* [L.; Gr. κόγχη shell]. 1. A shell; oyster-shell. 2. The hollow of the external ear. **Nasal c.**, a turbinated bone. **C. Santori'ni**, the fourth turbinate bone (in most cases the posterior part of the superior turbinate). **C. sphenoida'lis**, one of the sphenoidal turbinated bones.

Conchinin (kon'kin-in). Same as *Quinidin.*

Conchiolin (kong'ki-o-lin) [Gr. κόγχη shell]. A substance, isomeric with ossein, from the shells of certain mollusks.

Chonchitis (kong-ki'tis). An inflammation of the concha.

Conchoidal (kong-koi'dal). Like a shell.

Conchoscope (kong'ko-skōp) [Gr. κόγχη shell + σκοπεῖν to inspect]. A speculum for exploring the interior of the nose.

Conchotome (kong'ko-tōm) [Gr. κόγχη shell + τομή a cut]. An instrument for the surgical removal of the turbinated bones.

Concoction (kon-kok'shun) [L. *concoc'tio*]. 1. A mixture of medicinal substances usually prepared by the aid of heat. 2. The digestive process.

Concomitant (kon-kom'it-ant) [L. *concom'itans*, from *cum* together + *co'mes* companion]. Accompanying; accessory; joined with another.

Concrement (kon'kre-ment) [L. *concremen'tum*]. A deposit of lime-salts in a tissue, chiefly as a result of a tubercular necrosis or of an abscess-formation.

Concrete (kon-krēt') [L. *concre'tus*]. Solidified or hardened after having been more or less fluid.

Concretion (kon-kre'shun) [L. *concre'tio*, from *cum* together + *cres'cere* to grow]. 1. A calculus or inorganic mass in a natural cavity or in the tissues of an organism. 2. Abnormal union of adjacent parts. 3. A process of becoming harder or more solid. **Alvine c.**, a bezoar, or calculus in the stomach or intestine. **Calculous c.** Same as *Calculus, Arthritic.*

Concussion (kon-kush'un) [L. *concus'sio*]. A violent jar or shock, or a condition which results from it. **C. of the brain**, a condition caused by violent blows upon the head, attended with vertigo, loss of consciousness, nausea, weak pulse,

and slow respiration. **C. of the labyrinth,** deafness with tinnitus, resulting from a blow on or explosion near the ear. **C. of the retina,** impairment of vision from a blow near the eye. **C. of the spine,** a condition resulting from blows and shocks affecting the cord, attended by muscular weakness and atrophy, pains in limbs and back, anesthesia, and mental and physical deterioration.

Concussor (kon-kus'sor) [L.]. An instrument for applying gentle strokes in massage.

Condensation (kon-den-sa'shun) [L. *condensa'tio*, from *con* together + *densa're* to make thick]. The act of rendering, or process of becoming more compact.

Condenser (kon-den'ser). 1. A vessel or apparatus for condensing gases or vapors. 1. A device for illuminating microscopic objects. **Abb'e's c.** an attachment to a microscope consisting of a mirror and a series of wide-angled, achromatic lenses placed beneath the stage to give strong illumination.

Condom (kon'dum, kun'dum) [name of a town in France]. A sheath or capote for the penis.

Conductance, Conductivity (kon-duk'tans, kon-duk-tiv'it-e). Capacity for conducting or ability to convey.

Conduction (kon-duk'shun) [L. *conduc'tio*]. The transfer of sound-waves, heat, nerve influence, or electricity. **Aërial c.,** the passing of sound-waves to the ear through the air. **Aerotympanal c.,** the conduction of sound to the sensorium through the air and tympanum. **Bone-c.,** the conduction of sound to the sensorium through the bones of the skull.

Conductor (kon-duk'ter) [L.]. 1. A substance or part that possesses conductivity. 2. A grooved director for surgeons' use.

Condurango (kon-doo-rang'go) [Spanish American]. The bark of condurango blanco (*Gonol'obus Conduran'go*), a South American asclepiadaceous plant, formerly used for cancer: a bitter tonic and stomachic. Dose of wine, ½–1 fl. oz. (16–32 c.c.); of tincture, 1–2 dr. (4–8 c.c.); of fluid extract, 20–30 min. (1.333–2 c.c.).

Condylar (kon'dil-ar). Pertaining to a condyle.

Condylarthrosis (kon''dil-ar-thro'sis) [Gr. κόνδυλος knuckle + ἄρθρωσις joint]. Articulation by means of a condyle.

Condyle (kon'dīl) [L. *con'dylus;* Gr. κόνδυλος knuckle]. The rounded eminence at the articular end of a bone.

Condylectomy (kon-dil-ek'to-me) [*Condyle* + Gr. ἐκτομή excision]. Surgical removal of a condyle.

Condylion (kon-dil'e-on) [Gr. κονδύλιον knob]. The point at the lateral tip of the condyle of the lower jaw.

Condyloid (kon'dil-oid) [Gr. κόνδυλος knuckle + εἶδος form]. Resembling a condyle, or knuckle.

Condyloma (kon-dil-o'mah), pl. *condylo'mata* [Gr. κονδύλωμα wart]. A wart-like excrescence near the anus or vulva; especially the flat, moist papule of secondary syphilis. **C. acumina'tum.** See *Verruca acuminata.* **C. la'tum,** a broad and flat syphilitic condyloma, often with a yellowish discharge: called also *Flat c.* and *Plaque muqueuse.* **C. subcuta'neum.** Same as *Molluscum epitheliale.*

Condylomatous (kon-dil-o'mat-us). Of the nature of a condyloma.

Condylotomy (kon-dil-ot'o-me) [Gr. κόνδυλος condyle + τέμνειν to cut]. Excision or division of a condyle or of condyles.

Cone (kōn) [Gr. κῶνος; L. *co'nus*]. A solid figure or body tapering to a point. **Adjusting c's,** a pair of hollow cones used in measuring the distance between the axes of the eyes when they are parallel. **C. of light,** the triangular reflection of light seen on the membrana tympani. **Ocular c.,** a cone of light in the eye, the base being on the cornea, the apex on the retina. **Retinal c's,** the specialized outer ends of the visual cells: these with the rods form the second of the ten layers of the retina.

Conessi (ko-nes'si). The bark of *Wright'ia antidysenter'ica*, an Asiatic apocynaceous tree: largely used locally in treating dysenteries.

Conessin (ko-nes'sin). A white, poisonous alkaloid from various species of *Wright'ia:* paralyzant.

Confectio (kon-fek'she-o) [L.]. See *Confection.* **C. o'pii,** confection of opium; prepared from opium, aromatic powder, and honey: narcotic. Dose, 5–20 gr. (0.325–1.3 gm.). **C. ro'sæ,** confection of rose; prepared from red rose petals, sugar, rose-water, and honey: used as a vehicle. **C. scammo'nii,** confection of scammony; prepared with aromatics and honey: purgative. Dose, 10–30 gr. (0.666–2 gm.). **C. sen'næ,** confection of senna; a preparation of senna, cassia fistula, tamarind, coriander oil, prune, and fig: laxative. Dose, 2 dr. (8 gm.). **C. sul'phuris,** confection of sulphur: a laxative. Dose, 1–2 dr. (4–8 gm.). **C. terebin'thinæ,** a carminative and styptic preparation of oil of turpentine. Dose, 1–2 dr. (4–8 gm.).

Confection (kon-fek'shun) [L. *confec'tio*]. Any medicated conserve, sweetmeat, or electuary. See *Confectio.*

Configuration (kon''fig-u-ra'shun). The general form of a body.

Confinement (kon-fīn'ment). Childbed, or the puerperal condition.

Confluent (kon'flu-ent) [L. *con'fluens* running together]. Becoming merged together; not discrete.

Conformator (kon'for-ma-tor) [L.]. A device for determining the outlines of the head.

Confrication (kon-frik-a'shun) [L. *confrica'tio*] The rubbing of a drug to the condition of a powder.

Confrontation (kon-frun-ta'shun) [L. *con* together + *frons* face]. The bringing of two patients together for diagnostic purposes.

Congelation (kon-jel-a'shun) [L. *congela'tio*]. Frost-bite or freezing.

Congenerous (kon-jen'er-us) [L. *con* together + *ge'nus* race]. Having a common action or function: applied mainly to certain muscles.

Congenital (kon-jen'it-al) [L. *congen'itus* born together]. Born with a person; existing at or before birth.

Congested (kon-jes'ted). Overloaded, as with blood; in a state of congestion.

Congestion (kon-jest'yun) [L. *conges'tio*, from *conge'rere* to heap together]. Excessive or abnormal accumulation of blood in a part. **Active c.,** determination of blood to a part on account of the dilatation of the lumen of its blood-vessels. **Fluctionary c.,** active c. **Functional c.,** increased flow of blood to an organ during the performance of its function. **Hypostatic c.,** congestion of the lowest part of an organ by reason of the action of gravity when the circulation is much enfeebled. **Neuroparalytic c.,** that which results from paralysis of the constrictor fibers of the vasomotor nerves. **Neurotonic c.,** that which is due to irritation of the vasodilator nerves. **Passive c.,** the congestion of vessels due to a passive yielding of their walls to intravascular pressure. **Physiologic c.,** the c. that occurs in secreting glands during their functional activity.

Congestive (kon-jes'tiv). Associated with or caused by congestion.

Congius (kon'je-us) [L. for "gallon"]. A gallon: abbreviated to cong.

Conglobate (kon'glo-bāt) [L. *congloba'tus*]. Neither conglomerate nor compound: used of certain glands.

Conglomerate (kon-glom'er-āt) [L. *con* together + *glomera're* to heap]. Heaped together. See *Gland.*

Conglutin (kon-glu'tin). A proteid from almonds and from seeds of various leguminous plants.

Conglutinant (kon-glu'tin-ant) [L. *conglutina're* to glue together]. Promoting union, as of the lips of a wound.

Conglutination (kon''glu-tin-a'shun) [L. *conglutina'tio*]. The abnormal adherence of parts to each other.

Congo-red (kon'go-red). A red pigment turned blue by HCl: used in the study of the gastric juice.

Conhydrin (kon-hi'drin). A poisonous crystallizable alkaloid from *Coni'um macula'tum:* $C_8H_{17}NO$.

Coni vasculo'si (ko'ni vas-ku-lo'si) [L.]. The conical masses which make up the globus major of the epididymis.

Conic, Conical (kon'ik, kon'ik-al). Cone-shaped.

Conidial (ko-nid'e-al). Pertaining to, or of the nature of conidia; bearing conidia.

Conidiophore (ko-nid'e-o-fōr) [L. *conidium* + Gr. φόρος bearing]. The branch of the mycelium of a fungus which bears conidia.

Conidiospore (ko-nid'e-o-spōr) [Gr. κονίδιον a particle of dust + *Spore*]. A spore of one of the moulds.

Conidium (ko-nid'e-um), pl. *conid'ia.* See under *Spore.*

Coniin, Conin (ko're-in, ko'nin). A liquid alkaloid from conium, $C_8H_{17}N$. It is narcotic, and is sometimes used locally for relieving pain. Dose, ½–½ min. (0.015–0.03 c.c.). **C. hydrobromid,** a salt in colorless crystals: $C_8H_{17}NHBr$. Dose in cardiac asthma, $\frac{1}{20}$–$\frac{1}{12}$ gr. (0.003–0.005 gm.).

Coniism (ko'ne-izm). Poisoning by conium.

Coniosis (ko-ne-o'sis) [Gr. κόνις dust]. A diseased state caused by the inhalation of dust.

Conium (ko-ni'um) [L.; Gr. κώνειον]. A genus of umbelliferous plants; the hemlocks. The dried unripe fruit of *C. macula'tum,* poison hemlock: a narcotic and sedative, used mainly as a palliative in neuralgia and cancerous sores; also in chronic rheumatism, asthma, and phthisis. Dose of *alcoholic extract,* ½–2 gr. (0.033–0.133 gm.); of *fluid extract,* 2–5 min. (0.133–0.333 c.c.); of *tincture,* 5–30 min. (0.333–2 c.c.).

Conjugate (kon'ju-gāt) [L. *conjuga'tus* yoked together]. Paired, or equally coupled.

Conjugation (kon-ju-ga'shun) [L. *conjuga'tio* a blending]. Reproduction by the union of one organism with another.

Conjunctiva (kon-junk-ti'vah) [L.]. The delicate membrane that lines the eyelids (*palpebral conjunctiva*) and covers the eyeball (*bulbar* or *ocular conjunctiva*) in front.

Conjunctival (kon-junk'tiv-al). Pertaining to the conjunctiva.

Conjunctivitis (kon-junk-tiv-i'tis). Inflammation of the conjunctiva. **Atropin c.,** follicular conjunctivitis from continued use of atropin. **Catarrhal c.,** a mild form due to cold or irritation. **Croupous c.,** a variety associated with the formation of a whitish-gray membrane. **Diphtheritic c.,** a purulent form due to the Klebs-Löffler bacillus. **Egyptian c.** See *Trachoma.* **Follicular c.,** a form characterized by the round or pinkish bodies in the retrotarsal fold. **Gonorrheal c.,** a severe form caused by infection with gonococci. **Granular c.** See *Trachoma.* **Parinaud's c.,** infectious conjunctivitis of animal origin. **C. petrif'icans,** a variety of conjunctivitis marked by the formation of deposits of chalky matter and attended with necrosis. **Phlyctenular c.,** a variety marked by small vesicles or ulcers, each surrounded by a reddened zone. **Purulent c.,** a variety characterized by a creamy discharge. **Spring c.,** a form that recurs every spring, and sometimes lasts till late in the autumn. Called also *Vernal c.*

Connective (kon-nek'tiv) [L. *con* together + *nec'tere* to bind]. Binding together.

Connectivum (kon-nek-ti'vum) [L.]. The connective tissue.

Conoid (ko'noid) [Gr. κωνοειδής]. Shaped like a cone; coniform.

Conomyoidin (ko''no-mi-oi'din) [Gr. κῶνος cone + μῦς muscle + εἶδος form]. A protoplasmic material within the rods of the retina, which expands and contracts under the influence of light, causing the cones to shift.

Conorhinus (ko-no-ri'nus) [Gr. κῶνος cone + ῥίς nose]. A genus of hemipterous insects. *C. sanguisu'ga* of the southern United States and South America, infests beds and sucks human blood.

Consanguinity (kon-san-gwin'it-e) [L. *consanguin'itas*]. Kinship: relationship by blood.

Consciousness (kon'shus-nes) [L. *con'scius* aware]. Responsiveness of the mind to the impressions made by the senses. **Double c.,** a hypnotic or somnambulistic condition in which the patient seems to lead two lives, completely forgetting in one state the experiences of the other.

Consensual (kon-sen'shu-al) [L. *consen'sus* agreement]. Excited by reflex stimulation.

Conservancy (kon-ser'van-se). The sum of hygienic and preservative legislation; the care of things that tend to restore and maintain public health.

Conservation (kon-ser-va'shun) [L. *conserva're* to keep]. Preservation, as of drugs and medicines, from injury; or of the health and strength of a patient. **C. of energy,** the principle that the total of energy is constant, none being created or lost in conversion from one form to another.

Conservative (kon-ser'vat-iv) [L. *conserva're* to preserve]. Aiming at the preservation of health, or at the restoration and repair of parts.

Conserve (kon'serv) [L. *conser'va*]. A confection, electuary, or medicated sweetmeat.

Consolidant (kon-sol'id-ant) [L. *consolida're* to make firm]. 1. Promoting the healing or union of parts. 2. A healing medicine or application.

Consolidation (kon-sol-id-a'shun) [L. *consolida'tio*]. Solidification, as of a lung in pneumonia.

Consonant (kon'so-nant) [L. *con* with + *sona're* to sound]. Any vocal sound other than a vowel sound.

Constant (kon'stant) [L. *con'stans* standing together]. 1. Not failing; remaining unaltered. 2. A datum, fact, or principle that is not subject to change.

Constipated (kon'stip-a-ted). Affected with constipation; costive.

Constipation (kon-stip-a'shun) [L. *constipa'tio* a crowding together]. Infrequent or difficult evacuation of the feces; retention of the feces. **Spastic c.,** constipation marked by spasmodic constriction of a portion of the intestine: seen in neurasthenia.

Constitution (kon-ste-tu'shun) [L. *constitu'tio*]. The make-up or functional habit of the body. **Epidemic c.**, that peculiar constitution of the air which causes epidemics. **Hydrogenoid c.**, a temperament in which the subject cannot tolerate moisture. **Ideo-obsessional c.**, a peculiar psychic constitution marked by a tendency to worrying, fretting, exaggerated doubts, and excessive introspection. **Lymphatic c.**, a condition of hyperplasia of the lymphatic system. **Neuropathic c.**, that quality of mind and body which predisposes to nervous disease.

Constitutional (kon-ste-tu'shun-al). 1. Affecting the whole constitution of the body; not local. 2. Pertaining to the constitution.

Constriction (kon-strik'shun) [L. *con* together + *strin'gere* to draw]. 1. A constricted part or place; a stricture. 2. A morbid sensation, as of tightness.

Constrictor (kon-strik'tor) [L.]. 1. Any muscle which draws together or contracts any part. 2. An instrument used in compression.

Constructive (kon-struk'tiv). Pertaining to any process of construction; anabolic.

Consult (kon-sult') [L. *consul'tus*]. A skilled adviser or practitioner.

Consultant (kon-sul'tant) [L. *consulta're* to counsel]. A consulting physician or surgeon.

Consultation (kon-sul-ta'shun) [L. *consulta'tio*]. A deliberation of two or more physicians with respect to the diagnosis or treatment of any particular case.

Consumption (kon-sump'shun) [L. *consump'tio*, a wasting]. A wasting away of the body; especially phthisis, or pulmonary tuberculosis. See *Phthisis*. **Galloping c.**, phthisis which takes an exceptionally rapid course. **Luxus c.**, the eating or digestion of food in excess of the real needs of the body.

Consumptive (kon-sump'tiv). 1. Of the nature of consumption. 2. Affected with consumption. 3. A person who is affected with tuberculosis of the lungs.

Contact (con'takt) [L. *contac'tus* a touching together]. 1. A mutual touching of two bodies or persons. 2. The completing of an electric circuit. **Direct c., Immediate c.**, the touching by a healthy person of a diseased body, whereby a contagious disease may be communicated. **Indirect c., Mediate c.**, the propagation of a contagious disease by the air, by fomites, or by some other medium, with no direct touch of the sick by the infected person.

Contagion (kon-ta'jun) [L. *conta'gio* contact, infection]. 1. The communication of disease by mediate or immediate contact or by effluvia. See *Infection*. 2. A contagious disease. 3. A contagium. **Psychic c.**, contagion of a nervous disorder through mental influence, as of imitation.

Contagiosity (kon-ta-je-os'it-e). The degree of contagiousness of a disease.

Contagious (kon-ta'jus) [L. *contagio'sus*]. Propagated by contagion.

Contagium (kon-ta'je-um) [L.]. Any virus or morbific matter which may transmit a disease. **C. vi'vum**, any living organism, animal or vegetable, which is or may become the germ of any communicable disease.

Contamination (kon-tam-in-a'shun) [L. *contamina'tio*, from *con* together + *tan'gere* to touch]. Infection of the person or of matter by contact.

Contemplative (kon-tem'pla-tiv). A pervert who produces a sexual orgasm by an act of the imagination.

Contiguity (kon-tig-u'it-e) [L. *contig'uus* in contact]. 1. Contact or close proximity. 2. A joint as contrasted with a continuous bone. 3. Continuity. **Solution of c.**, separation of parts which are normally in contact; dislocation.

Contiguous (kon-tig'u-us) [L. *contig'uus*]. In contact or nearly so.

Continence (kon'tin-ens) [L. *continen'tia*]. Self-restraint, especially with respect to sexual indulgence.

Continued (kon-tin'ūd). Having no remission, intermission, nor interruption.

Continuity (kon-tin-u'it-e) [L. *continu'itas*, uninterrupted succession]. The quality of being continuous; a union of parts so complete that they cannot be separated without laceration or fracture. **Amputation in the c.**, amputation through a bone and not through a joint. **Solution of c.**, separation by fracture, rupture, or division of parts normally continuous.

Continuous (kon-tin'u-us) [L. *contin'uus*]. Not interrupted; having no interruption.

Contour (kon-toor') [Fr.]. The normal outline or configuration of the body.

Contra-aperture (kon-trah-ap'er-tūr) [L. *con'tra* against + *apertu'ra* opening]. A second opening made in an abscess to facilitate the discharge of matter.

Contractile (kon-trak'til) [L. *con* together + *tra'here* to draw]. Having the power or tendency to contract in response to a suitable stimulus.

Contractility (kon-trak-til'it-e). Capacity for becoming short in response to a suitable stimulus. **Galvanic c.** See *Galvanocontractility*. **Ideomuscular c.**, a contractility peculiar to wasted or degenerated muscles. **Neuromuscular c.**, normal, as distinguished from ideomuscular, contractility.

Contractio præ'via (kon-trak'she-o pre've-ah). Contraction of the lower segment of the uterus in front of the presenting part of the fetus.

Contraction (kon-trak'shun) [L. *contrac'tio*]. 1. A shortening, as of a muscle in the normal response to a nervous stimulus. 2. A morbid or pathologic shortening or shrinkage. **Anodal closure c.**, clonic contraction of muscles at the anode when the electric circuit is closed. **Anodal opening c.**, clonic contraction of muscles at the anode when the electric circuit is broken. **Carpopedal c.**, a kind of tetany of infants, with flexing of the fingers, toes, elbows, and knees, and a general tendency to convulsions. **Cathodal closure c.**, clonic contraction of muscles at the cathode on the closure of an electric circuit. **Cathodal opening c.**, clonic muscular contraction at the cathode on the closure of an electric circuit. **Cicatricial c.**, the shrinkage of a cicatrix or a deformity due thereto. **Clonic c.**, one in which the muscle is alternately contracted and relaxed. **Closing c.** See under *Clonus*. **Dupuytren's c.**, a contracted condition of the fingers and palm due to inflammatory hyperplasia of their tissues. **False Dupuytren's c.**, a contracted state of the palm and fingers due to injury of the palmar fascia. **Fibrillary c's**, abnormal spontaneous contractions occurring successively in different bundles of the fibers of a diseased muscle. **Front-tap c.**, a contraction of the gastrocnemius on tapping the muscles of the leg. **Galvanotonic c.**, a tonic muscular contraction produced by a continuous electric current. **Gowers's c.** Same as *Front-tap c.* **Hour-glass c.**, contraction of an organ (as the stomach or uterus) at or near the middle. **Ideomuscular c.**, a contraction produced by direct stimulation of a wasted muscle. **Myotatic c.**, contraction or irritability of a muscle brought into play by sudden passive stretching or by tapping on its tendon. **Opening c.** See under *Clonus*. **Paradoxic c.**, the contraction of a muscle caused by the passive

approximation of its extremities. **Rheumatic c.** Same as *Tetany*. **Tetanic c., Tonic c.**, one during which the muscle remains tense for some time. **Westphal's c.**, contraction of a muscle caused by approximating its extremities: observed in paralysis agitans and in various spinal affections.

Contracture (kon-trakt'yur) [L. *contractu'ra*]. A contraction: a shortening or distortion. It may be *permanent*, as from shrinkage of muscles or scars; or *spasmodic*, from a sudden stimulus. **Nurses' c.**, tetany in women who are giving suck. **Volkmann's c.**, a contraction of the fingers and sometimes of the wrist with loss of power, developing rapidly after a severe injury in the region of the elbow-joint.

Contradolin (kon-trah-do'lin). A combination of acetamid, phenol, and salicylic acid: antiseptic and analgesic. Dose, 4–8 gr. (0.25–0.5 gm.).

Contrafissura (kon-trah-fish-u'rah). A fracture in a part opposite from that in which the blow is received.

Contra-indicant (kon-trah-in'dik-ant). Rendering any particular line of treatment undesirable or improper.

Contra-indication (kon''tra-in-dik-a'shun). Any condition, especially any condition of disease, which renders some particular line of treatment improper or undesirable.

Contralateral (kon-trah-lat'er-al) [L. *con'tra* opposite + *la'tus* side]. Associated in action with a similar part on an opposite side.

Contrastimulant (kon-trah-stim'u-lant) [L. *con'tra* against + *Stimulant*]. 1. Counteracting or opposing stimulation. 2. A depressant medicine.

Contrastimulism (kon-trah-stim'u-lizm). The systematic use of contrastimulant medicines or appliances.

Contrastimulus (kon-trah-stim'u-lus) [L. *con'tra* against + *Stimulus*]. A remedy, force, or agent which opposes stimulation.

Contrayerva (kon-trah-yer'vah) [Port.]. The root of *Dorste'nia brasilien'sis*: tonic, stimulant, and diaphoretic. Dose in powder, 30 gr. (2 gm.).

Contrecoup (kontr'koo') [Fr.]. Injury resulting from a blow on a remote part.

Control (kon-trōl') [Fr. *contrôle* a register]. An experiment or other standard by which to test the correctness of observations. **C.-animal**, an animal not immune which is exposed to the effects of a virus, an immune animal being submitted to the same treatment at the same time. **C.-experiment**, any experiment made under standard conditions by which to test the correctness of other observations.

Contuse (kon-tūz') [L. *contun'dere* to bruise]. To bruise or wound by bruising.

Contusion (kon-tu'zhun) [L. *contu'sio*, from *contun'dere* to bruise]. A bruise; the act of bruising.

Conus (ko'nus), pl. *co'ni* [L.; Gr. κῶνος a cone]. 1. Posterior staphyloma of the myopic eye. 2. The rounded anterior portion of the striatum. **C. arterio'sus**, the upper and anterior angle of the right ventricle of the heart. **C. elas'ticus**, the cone-shaped lower part of the submucous membrane of the larynx, from the vocal cords to the cricoid cartilage; the cricothyroid membrane. **C. medulla'ris, C. termina'lis**, the conoid distal end of the spinal cord. **C. vasculo'sus.** See *Coni vasculosi*.

Convalescence (kon-val-es'sentz) [L. *convalescen'tia*]. The return to health; the stage of recovery following an attack of disease.

Convalescent (kon-val-es'sent) [L. *convales'cens*]. 1. Returning to health after an illness. 2. Pertaining to the recovery of health. 3. A patient who is in the stage of recovery.

Convallamarin (kon-val-lam'ar-in) [*Convallaria* + L. *ama'rus* bitter]. A poisonous glucosid, $C_{23}H_{44}O_{12}$, from *Convalla'ria maja'lis*: emetic, diuretic, and cardiant. Dose, $\frac{1}{6}$–1 gr. (0.013–0.065 gm.).

Convallaretin (kon-val-lar-e'tin) [*Convallaria* + Gr. ῥητίνη resin]. A poisonous resin, $C_{28}H_{52}O_6$, derivable from convallarin.

Convallaria (kon-val-la're-ah) [L.]. 1. A genus of liliaceous plants. 2. The rhizome and root of *C. maja'lis*, lily of the valley: a diuretic heart-stimulant, used like digitalis. Dose of *extract*, 2–10 gr. (0.133–0.266 gm.); of *fluid extract*, 2–10 min. (0.133–0.666 gm.); of *infusion*, $\frac{1}{2}$–2 fl. oz. (16–64 c.c.).

Convallarin (kon-val-la'rin). A purgative glucosid, $C_{34}H_{62}O_{11}$, from convallaria. Dose, 2–4 gr. (0.133–0.26 gm.).

Convection (kon-vek'shun) [L. *convec'tio*, from *conve'here* to convey]. Transmission of heat in liquids or gases carried on by the heated particles below rising and the cold particles above descending and in turn becoming heated and rising.

Convergence (kon-ver'jens). 1. Inclination toward a common point. 2. The point of meeting of convergent lines. **Negative c.**, divergence of the visual axes.

Convergent (kon-ver'jent) [L. *con* together + *ver'gere* to incline]. Meeting at or tending toward a common point.

Convex (kon'veks) [L. *convex'us*]. Having a rounded and somewhat elevated surface.

Convexity (kon-vex'it-e) [L. *convex'itas*]. 1. The condition of being convex. 2. The outer or convex part of a curved surface.

Convexoconcave (kon-vex''o-kon'kāv). Convex on one side and concave on the other.

Convexoconvex (kon-vex''o-kon'vex). Convex on each of the two faces.

Convolute, Convoluted (kon'vo-lūt, kon'vo-lu-ted) [L. *convolu'tus*]. Rolled together or coiled.

Convolution (kon-vo-lu'shun) [L. *convolu'tus* rolled together]. Any elevated part of the brain-surface more or less marked off by fissures. **Angular c.**, the posterior part of a convolution between the intraparietal fissure and the horizontal limb of the Sylvian fissure. **Annectant c's**, small convolutions which connect the occipital with the temporosphenoidal and parietal lobes. **Ascending frontal c.**, a convolution in front of the fissure of Rolando. **Ascending parietal c.**, a convolution just behind the fissure of Rolando. **Broca's c.**, the inferior or third frontal convolution. **Cuneate c.**, the occipital lobule of the inner surface of the cerebral hemisphere. **Dentate c.**, a cerebral convolution in the hippocampal fissure. **External occipitotemporal c.**, a gyrus between the collateral fissure and the inferior temporosphenoidal sulcus. **Fornicate c.**, a long convolution on the mesial surface of the brain, above the callosum. **Frontal c's**, the convolutions of the frontal lobe. **Hippocampal c.**, that part of the fornicate convolution which winds around the splenium of the corpus callosum. **Inframarginal c., Superior temporal c., Superior temporosphenoidal c.**, a part of the sphenotemporal lobe between the Sylvian and the superior temporal fissures. **Insular c's**, the small convolutions which make up the island of Reil. **Marginal c.**, the mesial surface of the first frontal convolution. **Occipital c's**, the convolutions which make up the occipital lobe. **Orbital c's**, three gyri (internal, anterior, and posterior) of the under surface of the frontal

lobe. **Paracentral c.**, a convolution of the mesial surface, representing the junction of the upper ends of the ascending frontal and ascending parietal lobes. **Parietal c's**, the convolutions of the parietal lobe. **Retro-insular c's**, a group of small convolutions behind the central lobe, bridging over the temporal and parietal lobes. **Subcallosal c.**, a convolution on the mesial surface of the cerebrum, running from the chiasm to the rostrum. Called also *Zuckerkandl's c.* **Subcollateral c.**, a convolution on the temporal lobe of the brain connecting the occipital and temporal lobes, and bounded above by the collateral fissure and below by the subtemporal fissure. **Supercallosal c.**, a rudimentary convolution on the upper surface of the corpus callosum, represented by the longitudinal striæ and their anterior and posterior prolongations. **Superfrontal c.**, the superior frontal convolution. **Supertemporal c.**, the inframarginal convolution. **Supramarginal c.**, the angular convolution. **Temporal c's**, the convolutions of the temporal lobe. **Temporoparietal c's**, the retro-insular convolutions. **Temporosphenoidal c's**, three convolutions (superior, middle, and inferior) of the temporosphenoidal lobe. **Transisthmian c.**, the isthmus of the gyrus fornicatus. **Transitional c.**, a small convolution bounded anteriorly by the fissure of Sylvius. **Uncinate c.**, the hook-like end of the fornicate convolution. **Zuckerkandl's c.** See *Subcallosal c.*

Convolvulin (kon-vol'vu-lin). A purgative glucosid, $C_{31}H_{50}O_{16}$, from jalap. Dose, 1–2 gr. (0.06–0.13 gm.).

Convolvulus (kon-vol'vu-lus) [L.]. A genus of twining convolvulaceous plants called bindweed. *C. pandura'tus*, man-root, of North America, is diuretic and laxative. Dose, 40 gr. (2.59 gm.). See also *Scammony.*

Convulsant (kon-vul'sant). 1. Producing or causing convulsions. 2. A drug or agent that causes convulsions.

Convulsin (kon-vul'sin). A eucalyptus preparation used in treating disease of the respiratory organs.

Convulsion (kon-vul'shun) [L. *convul'sio*, from *convel'lere* to pull together]. A violent involuntary contraction or series of contractions of the voluntary muscles. **Central c., Essential c., Spontaneous c.**, one which is entirely dependent upon some lesion of a nerve-center. **Choreic c.**, any convulsion or spasm of the kind characteristic of chorea. **Epileptiform c.**, any convulsion attended with loss of consciousness. **Hysteric c.**, any spasmodic movement attendant upon a hysteric disorder. **Infantile c.**, the eclampsia of early infancy. **Internal c.**, a slight involuntary spasmodic movement with no loss of consciousness. **Local c.**, any minor spasm affecting but one muscle or only one part or member. **Mimetic c., Mimic c.**, facial spasm, or tic. **Puerperal c.**, spasm or eclampsia occurring just before or just after childbirth. **Salaam c.**, nodding spasm. **Spontaneous c.**, a convulsion not excited by any external cause, but due to a lesion of the central nervous system. **Static c.**, palmar or saltatory spasm. **Tetanic c.**, any form of spasm characteristic of tetanus; a tonic convulsion without loss of consciousness. **Tonic c.**, persistent contraction of a muscle or set of muscles, not atrophic or due to muscular shrinkage. **Uremic c.**, one due to uremia, or retention in the blood of matters that should have been expelled by the kidneys.

Convulsive (kon-vul'siv). Pertaining to, characterized by, or of the nature of, convulsion.

Coördination (ko-or''din-a'shun). The harmonious working together of parts and the normal sequence of functions.

Copaiba (ko-pa'ib-ah). The resinous juice of various leguminous trees of tropical America, especially *Copaif'era officina'lis* and *C. Langsdorff'ii*; it is diuretic and laxative, and is much used for gonorrhea and chronic disease of mucous membranes. Dose, 10 min.–1 fl. dr. (0.666–4 c.c.); of *massa copaibæ*, 5–30 gr. (0.333–2 gm.); of *mistura copaibæ composita*, 1–4 dr. (4–16 c.c.). The *oil* (*o'leum copa'ibæ*) is given in doses of 10–15 min. (0.666–1 c.c.); the *resin* (*res'ina copa'ibæ*), in doses of 1–5 gr. (0.066–0.333 gm.).

Copal (ko'pal) [Mex.]. The commercial name of many resinous substances of extremely various origin and character; the original copals came from trees of tropical America, chiefly of the leguminous genus *Hymenæ'a*. The best copals come from Africa, and some are obtained in Asia: they are mostly used in the arts, and are little employed in medicine and surgery at present.

Copalchi (ko-pal'che). The febrifugal bark of *Strych'nos pseudoqui'na*, of South America, and also of *Cro'ton niv'eus*, of Mexico.

Copiopia, Copiopsia (ko-pe-o'pe-ah, ko-pe-op'-se-ah) [Gr. κόπος fatigue + ὄψις sight]. Eyestrain; a wornout condition of the eye.

Copodyskinesia (kop''o-dis-kin-e'ze-ah) [Gr. κόπος fatigue + δυς- difficult + κίνησις motion]. Any occupation-neurosis; difficulty of movement due to fatigue from the habitual performance of some particular action. See *Neurosis.*

Copper (kop'per) [L. *cu'prum*; Gr. κύπρος]. A reddish, malleable metal, symbol Cu, with poisonous salts. **C. acetate,** a salt of copper in green crystals: used internally and externally as an astringent in conjunctivitis, gonorrhea, and skin-diseases, and internally in phthisis and anemia. Dose, $\frac{1}{10}$–$\frac{1}{4}$ gr. (0.006–0.016 gm.). **Aluminated c.,** a mixture of 16 parts each of copper sulphate, potassium nitrate, and alum, with 1 part of camphor: used as an astringent in conjunctivitis. **Ammoniated c.,** a compound, $Cu(NH_3)_4SO_4 + H_2O$: used like copper sulphate, and internally in chorea, epilepsy, and neuralgia. Dose, $\frac{1}{2}$–2 gr. (0.03–0.13 gm.). **C. ammoniosulphate,** a salt of copper: used outwardly as an astringent, and inwardly as an antispasmodic. Dose, $\frac{1}{4}$–1 gr. (0.011–0.066 gm.). **C. arsenite,** a highly poisonous green pigment, $CuHAsO_3$: used in diarrhea, dysentery, cholera morbus, etc., in frequent minute doses. Dose, $\frac{1}{3000}$–$\frac{1}{100}$ gr. **C. sulphate,** a crystalline salt of copper, popularly called blue-stone and blue vitriol: it is used mainly as an external styptic and astringent. Dose, as astringent, $\frac{1}{4}$ gr. (0.016 gm.); as an emetic, 5 gr. (0.33 gm.).

Copperas (kop'per-as). Green vitriol, or ferrous sulphate, $FeSO_4$: a tonic, astringent, and deodorizer. Dose, 1–5 gr. (0.066–0.333 gm.).

Copraol (ko'prah-ol) [East Indian *ko'pra* cocoanut]. A fat from cocoanut oil: used in preparing suppositories.

Copremia (kop-re'me-ah) [Gr. κόπρος dung + αἷμα blood]. Blood-poisoning from the retention of fecal matters in the blood.

Coprolalia (kop-ro-la'le-ah) [Gr. κόπρος dung + λαλιά babble]. The insane utterance of filthy words.

Coprolith (kop'ro-lith) [Gr. κόπρος filth + λίθος a stone]. A hard fecal concretion.

Coprology (kop-rol'o-je) [Gr. κόπρος dog dung + λόγος treatise]. The study of the feces.

Coprophagy (kop-rof'aj-e) [Gr. κόπρος dung + φαγεῖν to eat]. The eating of dung.

Coproplanesis (kop''ro-plan-e'sis) [Gr. κόπρος dung + πλάνησις wandering]. Escape of feces from the bowel through a wound or fistula.

Coprostasis (kop-ros'tas-is) [Gr. κόπρος dung + στάσις stoppage]. Impaction of the feces in the intestine.

Coptis (kop'tis) [L.]. A genus of ranunculaceous herbs. *C. tee'ta* is an Asiatic species: tonic. Dose of root, 5–10 gr. (0.333–0.666 gm.). *C. trifo'lia*, of North America (goldthread), is a tonic and astringent: used for sore mouth. Dose of root, 10–20 gr. (0.666–1.333 gm.).

Copula (kop'u-lah) [L.]. 1. Any connecting part or structure. 2. A name for *Amboceptor.*

Copulation (kop-u-la'shun) [L. *copula'tio*]. Sexual congress; coitus.

Cor (kor). Latin for *Heart.* **C. adipo'sum,** fatty heart; a heart which has undergone fatty degeneration or which has an accumulation of fat around it. **C. bilocula're,** a heart with a congenital defect of the septa of the auricles and ventricles. **C. bovi'num,** ox-heart; greatly enlarged heart. **C. hirsu'tum, C. tomento'sum.** The same as "hairy heart." **C. trilocula're,** a heart with one ventricle and two auricles.

Coraco-acromial (kor''ak-o-ak-ro'me-al). Pertaining to the coracoid and acromion processes.

Coracobrachialis (kor''ak-o-bra-ke-a'lis). See *Muscles, Table of.*

Coracoclavicular (kor''ak-o-klav-ik'u-lar). Attached to the coracoid process and the clavicle.

Coracohumeral (kor''ak-o-hu'mer-al). Attached to the coracoid process and the humerus.

Coracoid (kor'ak-oid) [Gr. κορακοειδής crow-like]. 1. Like a raven's beak. 2. The coracoid process.

Corallin (kor'al-in). A coloring-matter containing rosolic acid. **Red c.,** peonin.

Corallorhiza (kor-al-lo-ri'zah) [Gr. κοράλλιον coral + ῥίζα root]. A genus of orchidaceous plants. The root of *C. odontorhi'za*, coral-root or crawley, is antipyretic and diaphoretic. Dose, 30 gr. (2 gm.); of fluidextract, 15–30 min. (1–2 c.c.)

Corasthma (kor-as'mah). Hay fever.

Cord (kord) [L. *chor'da*; Gr. χορδή]. Any long, rounded, and flexible body or organ. **Braun's c's,** strings of cells which have been observed in the kidney of the early embryo. **Ferrein's c.,** the lower, or true, vocal cords. **Gangliated c.,** the trisplanchnic nerve. **Genital c.,** a structure in the embryo, formed by the union of the two Wolffian and the two Müllerian ducts. **Lumbosacral c.,** a nerve-trunk from branches of the fourth and fifth lumbar nerves: it extends to the sacral plexus. **Nerve-c.,** any nerve-trunk or bundle of nerve-fibers. **Sexual c's,** the seminiferous tubules during the early fetal stage. **Spermatic c.,** the structure by which the testicle is suspended. **Spinal c.,** the myelon; that part of the central nervous axis which is lodged in the vertebral canal. **Umbilical c.,** the flexible structure which extends from the placenta to the fetal umbilicus. **Vocal c.,** the membranous bands in the larynx by which the sounds of the voice are produced. They consist of the *superior* or *false* cords and the *inferior* or *true* cords. The latter extend from the wings of the thyroid cartilage to the arytenoid cartilage. **Weitbrecht's c.,** the annular ligament of the elbow. **Wilde's c's,** the transverse striæ of the corpus callosum. **Willis's c.,** cords of fibrous tissue running transversely across the lower angle of the superior longitudinal sinus.

Cordein (kor'de-in). Methyltribromsalol, an antiseptic and analgesic agent, in white needles.

Cordial (kord'yal) [L. *cordia'lis*]. 1. Stimulating the heart; invigorating. 2. An aromatized alcoholic liqueur. **Godfrey's c.,** mixture of sassafras and opium. **Warner's gout c.,** tincture of rhubarb and senna.

Cordiceps (kor'dis-eps). A genus of fungi; certain species produce fatal disease of caterpillars.

Cordiform (kor'dif-orm) [L. *cor* heart + *for'ma* form]. Heart-shaped.

Cordol (kor'dol). Tribromsalol, $C_6H_4(OH)COO.C_2H_2Br_3$; an antiseptic and hemostatic agent, in long, white needles. Dose, 23–30 gr. (1½–2 gm.).

Cordyl (kor'dil). Acetyltribromsalol; an analgesic and antispasmodic agent, in fine, white needles: used like cardol as hypnotic, analgesic, and internal antiseptic. Dose, 8–30 gr. (0.5–2.0 gm.).

Core, atomic (kōr). See *Co-electron.*

Corecleisis (kor-ek-li'sis) [Gr. κόρη pupil + κλεῖσις closure]. The obliteration or closure of the pupil.

Corectasis (kor-ek'tas-is) [Gr. κόρη pupil + ἔκτασις a dilatation]. Morbid dilatation of the pupil.

Corectome (kor'ek-tōm) [Gr. κόρη pupil + τομή a cutting]. A cutting instrument used in performing corectomy.

Corectomedialysis (ko-rek''to-me-de-al'is-is) [Gr. κόρη pupil + ἐκτέμνειν to excise + διαλύειν to set free]. The operation of forming an artificial pupil by detaching the iris from the ciliary ligament.

Corectomy (kor-ek'to-me) [Gr. κόρη pupil + ἐκ out + τομή a cutting]. Same as *Iridotomy.*

Corectopia (kor-ek-to'pe-ah) [Gr. κόρη pupil + ἐκ out + τόπος place]. Abnormal situation of the pupil.

Coredialysis (ko''re-di-al'is-is) [Gr. κόρη pupil + διάλυσις separation]. The separation of the external margin of the iris from the ciliary body.

Corediastasis (ko''re-di-as'tas-is) [Gr. κόρη pupil + διά a part + στάσις standing]. The dilatation or a dilated state of the pupil.

Corelysis (ko-rel'is-is) [Gr. κόρη pupil + λύσις a loosing]. The operation of detaching adhesions of the pupil from margins of the lens.

Coremorphosis (kor''e-mor-fo'sis) [Gr. κόρη pupil + μόρφωσις formation]. The formation of an artificial pupil.

Coreometer (ko-re-om'et-er) [Gr. κόρη pupil + μέτρον measure]. An apparatus used in measuring the pupil.

Coreometry (ko-re-om'et-re). The measurement of the pupil.

Coreoplasty (ko're-o-plas-te) [Gr. κόρη pupil + πλάσσειν to form]. Plastic surgery of the pupil.

Corestenoma congenitum (ko''re-sten-o'mah kon-jen'it-um) [Gr. κόρη pupil + στένωμα contraction]. A congenital condition in which the pupil is partially occluded by excrescences which meet, leaving small openings here and there.

Coretomedialysis (ko''re-to-me-di-al'is-is) [Gr. κόρη pupil + τέμνειν to cut + διάλυσις division]. The formation of an artificial pupil by a combined cutting and tearing operation upon the iris.

Coretomy (ko-ret'o-me) [Gr. κόρη pupil + τέμνειν to cut]. Same as *Iridotomy.*

Coriamyrtin (ko''re-am-ur'tin). A glucosid, $C_{30}H_{36}O_{10}$, from the leaves of *Coria'ria myrtifo'lia*: possessing tetanic properties like those of picrotoxin. Recommended as a circulatory and respiratory stimulant. Dose, $\frac{1}{60}$ gr. (0.00108 gm.).

Coriander (ko-re-an'der) [L. *corian'drum*]. The umbelliferous plant *Corian'drum sati'vum*; also its aromatic carminative fruit. Dose, 20–60 gr. (1.333–4 gm.); of volatile oil (*o'leum corian'dri*), 2–5 min. (0.133–0.333 c.c.).

Coriaria (ko-re-a're-ah) [L.]. A genus of Old World poisonous coriaceous plants of various species: sparingly used in medicine. **C. myrtifo'lia** affords coriamyrtin.

Coriariamyrtin (ko-re-a''re-am-ur'tin). Same as *Coriamyrtin.*

Corium (ko're-um) [L.]. The true skin, or dermis; the vascular layer beneath the epidermis.

Corm (korm) [L. *cor'mus*]. A solid plant-bulb.

Corn (korn) [L. *cor'nu* horn]. A clavus; a horny induration and thickening of the skin, produced by friction and pressure. It forms a conical mass, extending down into the derma and producing pain and irritation. **Soft c.**, a soft thickening of the epidermis between the toes, which is kept softened by moisture, and often leads to painful inflammation beneath the corn.

Cornea (kor'ne-ah) [L. *cor'neus* horny]. The transparent structure forming the anterior part of the external layer of the eyeball. It is composed of five layers—an epithelial layer, an anterior limiting membrane, the substantia propria, the membrane of Descemet, a layer of endothelial cells. **Conical c.** See *Keratoconus*.

Corneal (kor'ne-al) [L. *cornea'lis*]. Pertaining to the cornea.

Corneitis (kor-ne-i'tis). Inflammation of the cornea.

Corneo-iritis (kor''ne-o-i-ri'tis). Inflammation of the cornea and iris.

Corneosclera (kor''ne-o-skle'rah). The cornea and sclera regarded as forming one organ.

Corneous (kor'ne-us) [L. *cor'neus*]. Horn-like, or horny.

Cornesin (kor'ne-sin). A proprietary fish-oil, vaunted as a cure for cataract: supposed to be cod-liver oil.

Corniculum laryngis (kor-nik'u-lum lar-in'jis) [L.]. A cartilaginous nodule on the arytenoid cartilage.

Cornification (kor''nif-ik-a'shun) [L. *cor'nu* horn + *fa'cere* to make]. Conversion into horn.

Cornified (kor'nif-id). Converted into horny tissue.

Cornin (kor'nin). 1. A concentration prepared from the bark of *Cor'nus flor'ida*: tonic and antiperiodic. Dose, 2–4 gr. (0.133–0.266 gm.). 2. A crystalline principle, said to be obtainable from *Cor'nus flor'ida*. 3. A preparation from the bark of *Cor'nus Nuttal'lii*, a tree of Western North America.

Corn-silk (korn'silk) [L. *stig'mata ma'idis*]. The diuretic stigmas, or silk, of the maize, *Ze'a ma'ys*. Dose of infusion, *ad libitum*; of fluid extract, 1–2 dr. (4–8 c.c.).

Cornu (kor'nu), pl. *cor'nua* [L. "horn"]. Any horn-like excrescence or projection. **C. Ammo'nis** [L. "horn of Ammon"]. 1. An appearance as of a ram's horn seen on cutting transversely through the pes hippocampi. 2. The hippocampus major. **C. cer'vi**, the horn of a stag or deer; hart's horn. **C. cuta'neum, C. huma'num**, a horny excrescence of the skin, mostly seen on the scalp and face. **C. me'dium.** See *Medicornu*, **C. occipita'le.** See *Postcornu*. **C. us'tum** [L. "burnt horn"]. The ashes or the burnt or charred horn of the deer or stag, formerly used in medicine as an antacid.

Cornua (kor'nu-ah). Plural of *Cornu*.

Cornual (kor'nu-al). Pertaining to a cornu or to cornua.

Cornucommissural (kor''nu-kom-is'u-ral). Pertaining to a cornu and to a commissure.

Cornucopia (kor-nu-ko'pe-ah) [L. *cor'nu co'piæ* horn of plenty]. A pouch in each of the lateral recesses of the fourth ventricle.

Cornus (kor'nus) [L.]. A genus of cornaceous trees and shrubs of both hemispheres; the cornels or dogwoods. The root-bark of many is astringent, tonic, and antiperiodic, especially that of *C. flor'ida*, the common dogwood of North America. Dose of bark, 15 gr. (1 gm.); of fluid extract, 10–60 min. (0.666–4 c.c.).

Cornutin (kor-nu'tin). A poisonous alkaloid of ergot. Dose (per diem) $\frac{1}{6}$–$\frac{1}{4}$ gr. (0.011–0.016 gm.); of citrate (for spermatorrhea), $\frac{1}{20}$–$\frac{1}{10}$ gr. (0.003–0.006 gm.).

Cornutol (kor'nu-tol). A concentrated preparation of ergot.

Corona (ko-ro'nah), pl. *coro'næ* [L. "crown"; Gr. κορώνη]. A crown or crown-like eminence. **C. cilia'ris.** See *Zona ciliaris*. **C. den'tis**, the crown of a tooth. **C. glan'dis**, the rim which surrounds the base of the glans penis. **C. radia'ta**, the radiating crown of fibers which pass from near the optic thalamus to every part of the cerebral cortex. **C. ven'eris**, a ring of syphilitic sores around the forehead, sometimes deeply affecting the bones of the head. **Zinn's c.** Same as *Circulus arteriosus Halleri*.

Coronad (kor'o-nad). Toward the crown of the head or any corona.

Coronal (kor'o-nal) [L. *corona'lis*]. Pertaining to the crown of the head or to any corona.

Coronale (kor-o-na'le). The point on the coronal suture at the end of the maximum frontal diameter.

Coronaria ventriculi (kor-o-na're-ah ven-trik'u-li) [L.]. An artery on the lesser curvature of the stomach, formed by an anastomosis between the gastric artery and the superior pyloric branch of the hepatic artery.

Coronary (kor'o-na-re) [L. *corona'rius*]. Encircling in the manner of a crown: a term applied to vessels, nerves, ligaments, etc.

Corone (ko-ro'ne) [L.; Gr. κορώνη apophysis]. The coronoid process of the lower jaw-bone.

Coroner (kor'o-ner) [L. *corona'tor*]. An officer who holds inquests in regard to violent and sudden deaths.

Coronilla (kor-o-nil'lah) [L.]. A genus of poisonous leguminous herbs of many species. *C. scorpioi'des* and other European species are purgative, diuretic, and cardiant. Dose in powder (per diem), 15–30 gr. (1–2 gm.); of tincture (per diem), ½–1 dr. (2–4 c.c.).

Coronillin (kor-o-nil'lin). A pale-yellow, bitter glucosid, $C_7H_2O_5$, from the seeds of *Coronil'la scorpioi'des*, a European leguminous plant: a diuretic and heart-stimulant. Dose, 1–2 gr. (0.06–0.13 gm.).

Coronoid (kor'o-noid) [Gr. κορώνη crow, crown]. 1. Shaped like a crow's beak. 2. Crown-shaped.

Coroparelcysis (ko''ro-par-el'sis-is) [Gr. κόρη pupil + παρέλκειν to draw aside]. The drawing aside of the pupil in partial corneal opacity in order to bring it over a transparent portion.

Coroscopy (ko-ros'ko-pe) [Gr. κόρη pupil + σκοπεῖν to view]. The shadow-test for determining the refractive powers of the eye.

Corotomy (ko-rot'o-me) [Gr. κόρη pupil + τέμνειν to cut]. Any cutting operation upon the pupil; coretomy.

Corpora (kor'po-rah). Latin for *Bodies*; plural of *Corpus*. **C. albican'tia**, "whitish bodies;" two pea-like bodies at the base of the brain, behind the tuber cinereum: called also the bulbs or anterior crura of the fornix. **C. amyla'cea**, "starchy bodies;" small starch-like masses found in the prostate, neuroglia, etc. **C. arenacea**, grains of a sand-like substance sometimes found in the masses of papillomata; called also *Sand-bodies*. **C. Aran'tii**, small tubercles, one in each of the semilunar valves of the aorta and pulmonary arteries. **C. cavernno'sa**, "cavernous bodies;" the two erectile columns of the dorsum of the penis or clitoris. **C. oliva'ria**, two oval masses behind the pyramid of the oblongata. **C. quadrigem'ina**, "fourfold bodies;" the four oval masses (two nates and two testes) behind the third ventricle of the brain. **C. restifor'mia**, "rope-like bodies"; the two cord-like columns of the oblongata which are continuous with the inferior peduncle of the cerebellum. **C. stria'ta**, "striped bodies;" two bodies, one on the floor of either lateral ventricle: named from the striped appearance of their section.

Corpse (korps) [L. *cor'pus* body]. A cadaver; a lifeless body.

Corpulency (kor'pu-len-se) [L. *corpulen'tia*]. Undue fatness or obesity: polysarcia.

Corpus (kor'pus), pl. *cor'pora* [L. for "body"]. 1. The body. 2. The main part of any organ. 3. Any mass of specialized tissue. **C. al'bicans.** See *Corpora albicantia*. **C. alie'num**, a foreign body. **C. Aran'tii.** See *Corpora Arantii*. **C. bigem'inum.** 1. Either one of the optic lobes of a fish or bird. 2. Less correctly, a corpus quadrigeminum of the mammalian brain. **C. callo'sum**, the callosum, or great commissure of the brain: it is an arched mass of white matter, situated at the bottom of the longitudinal fissure, and is made up of transverse fibers connecting the cerebral hemispheres. **C. denta'tum**, "toothed body;" a small oval mass of gray substance on the section of either hemisphere of the cerebellum. **C. denta'tum oli'væ**, an oval mass of gray matter in the olivary body; the olivary nucleus. **C. fibro'sum**, a hard mass projecting from the surface of an inflamed ovary. **C. fimbria'tum**, "fringed body;" a narrow band of white matter bordering the lateral edge of the lower cornu of the lateral ventricle. **C. genicula'tum**, "knee-like body;" either one of a pair of tubercles on the inferior part of the optic thalami. **C. glandulo'sum**, a spongy eminence which surrounds the orifice of the female urethra. **C. highmoria'num**, the mediastinum of the testis. **C. lu'teum**, "yellow body;" a yellow mass in the ovary in the place of an ovisac which has discharged its ovum; if the ovum has been impregnated, the corpus luteum grows and lasts for several months (*True c. luteum*, or *C. luteum of pregnancy*); if impregnation has not taken place, the corpus luteum degenerates and shrinks (*False c. luteum*, or *C. luteum of menstruation*). **C. ni'grum**, the menstrual corpus luteum after it has become blackened. **C. oliva're**, the olivary body. See *Body*. **C. pampinifor'me**, the parovarium. **C. pyramida'le**, the pyramid of the medulla. **C. restifor'me**, the restiform body. See *Body*. **C. rhomboida'le**, the c. dentatum of the cerebellum. **C. spongio'sum**, the mass of erectile tissue in the lower part of the penis: it contains the urethra. **C. stria'tum.** See *Corpora striata*. **C. subthalam'icum.** See *Subthalamus*. **C. triti'ceum**, a nodule of cartilage on the posterior thyroid ligament: from it the triticoglossus muscle (when present) takes its origin. **C. vit'reum**, the vitreous body of the eye. **C. Wolffia'num**, the Wolffian body. See *Body*.

Corpuscle (kor'pus-sl) [L. *corpus'culum* little body]. Any small mass, organ, or body. **Amyloid c., Amylaceous c.** See *Corpora amylacea*. **Axile c., Axis c.**, the central part of a tactile corpuscle. **Babes-Ernst c.** See under *Body*. **Bennett's small c's.** Same as *Drysdale's c's*. **Bizzozero's c's**, the blood-platelets. **Blood-c's.** See *Blood*. **Burckhardt's c's**, peculiar yellowish bodies found in trachoma secretion. **Cancroid c's**, the small nodules characteristic of epithelioma of the skin. **Cement c's**, osteogenic corpuscles occurring in the lacunæ of tooth-cement. **Chromophil c.** See *Body, Nissl's*. **Chyle c's**, white corpuscles found in chyle, and not differing from the white corpuscles of the blood. **Colostrum-c's**, large granular cells in the colostrum. **Corneal c's**, star-shaped corpuscles within the corneal spaces. **Drysdale's c's**, transparent microscopic cells seen in the fluid of ovarian cysts. **Dust-c's.** See *Hemokonia*. **Eichhorst c's**, a peculiar variety of microcyte seen in the blood of patients with pernicious anemia. **Genital c's**, the end-buds and other forms of special nerve-endings occurring in the external genital organs. **Gierke's c's**, the roundish bodies found in the nervous system; probably identical with Hassal's corpuscles. **Gluge's c's**, granular corpuscles in diseased nervous matter. **Golgi's c's**, small spindle-shaped corpuscles found in tendons at the junction of the tendon with the muscular fibers. Called also *Tendon-spindles*. **Golgi-Mazzoni c's**, tactile corpuscles found in the subcutaneous tissue of the finger-tips, resembling Pacinian corpuscles, but differing from the latter in the possession of fewer lamellæ and a relatively larger cone, and in having the contained nerve-fibers more extensively branched. **Grandry's c's.** Same as *Merkel's c's*. **Hassal's c's**, nucleated cells within the thymus. **Hayem's elementary c's**, the blood-plaques. **Herbst's c's**, peculiar sensory end-organs in the skin of the bill and in the mucous membrane of the tongue of the duck. **Jaworski's c's**, spiral mucous bodies seen in the secretion of the stomach in hyperchlorhydria. **Krause's c's**, round end-bulks or nerve-endings in the mucous membrane of the mouth, nose, eyes, and genitals. **Langerhan's stellate c's**, terminations of nerve-fibers seen in the rete mucosum of the epidermis. **Leber's c's.** Same as *Hassal's c's*. **Lostorfer's c's**, granular bodies from the blood in syphilis. **Lymph-c's**, the corpuscular elements of the lymph; not distinguishable from the white corpuscles of the blood. **Lymphoid c's**, ameboid protoplasmic masses found in the tissue and lymph-spaces: a form of leukocyte. **Malpighian c's.** 1. Any lymphoid nodule of the spleen. 2. A tuft of blood-vessels surrounded by the expanded portion of the uriniferous tubule of the kidney. **Mazzoni's c's**, sensory nerve-endings resembling Krause's end-bulbs. **Meissner's c's**, tactile corpuscles of the hand and fingers, situated in the tactile papillæ of the true skin. **Merkel's c's**, tactile corpuscles in the rete mucosum of the epidermis, composed of a capsule containing two or more flattened cells. **Milk c's**, delicate drops of fat suspended in the serum of the milk. **Molluscous c's.** See *Molluscous bodies*, under *Body*. **Mucous c's**, bodies resembling leukocytes occurring in mucus. **Muscle-c.**, a muscle-nucleus, especially of striated muscle. **Nerve-c's**, the nucleated corpuscles lying between the neurilemma and medullary sheath. **Norris's c's**, certain colorless, transparent, and invisible disks in the blood-serum. **Nunn's gorged c's.**, epithelial cells found in ovarian cysts which have undergone a high degree of fatty degeneration. Called also *Bennett's large corpuscles*. **Pacinian c's**, a set of small corpuscles in the subcutaneous cellular tissue of the fingers and toes, surrounding the terminations of sensory nerves. **Patterson's c's.** Same as *Molluscous bodies*. See *Body*. **Phantom-c.**, an erythrocyte from which the hemoglobin has been dissolved: Called also *Shadow-c.*, *Blood-shadow*, and *Achromacyte*. **Purkinje's c's**, large branched nerve-cells composing the middle layer of the cortex of the cerebellum. **Rainey's c's**, Rainey's tubes; encapsulated ovoid sporiferous bodies found in the muscles of various animals. **Red blood-c's**, the erythrocytes; biconcave circular disks of the blood, containing hemoglobin in man, they are about $\frac{1}{3200}$ inch in diameter and $\frac{1}{12400}$ inch thick. There are normally about five millions in each c.c. of blood. **Renal c's.** Same as *Malpighian c's*. **Salivary c's**, swollen spherical leukocytes found in the saliva. **Shadow-c.** See *Phantom-c*. **Tactile c.**, a rounded or elliptical body contained in a tactile papilla of the corium: called also *Wagner's c*. **Tendon-c's**,

flattened cells of connective tissue occurring in rows between the primary bundles of the tendons. **Third c.**, a blood-plaque. **Touch c.** See *Tactile c.* **Traube's c's,** phantom-corpuscles; decolorized red blood-corpuscles. **Typhic c's,** epithelial cells of Peyer's patches which have undergone degeneration in typhoid fever. **Valentin's c's,** small amyloid bodies found in nerve-tissue. **Vater's c's.** Same as *Pacinian c's.* **Virchow's c's.** Same as *Corneal c's.* **Von Troeltsch's c's,** connective-tissue spaces lined with flattened endothelial cells, and appearing like corpuscular bodies among the radial fibers of the membrana tympani. **Wagner's c.,** a tactile corpuscle. **White or colorless blood-c's,** flattened leukocytes of the blood: each about $\frac{1}{2500}$ inch in diameter. **Wrisberg's c's,** the cuneiform cartilages. **Zimmermann's c.** Same as *Phantom-c.*

Corpuscular (kor-pus'ku-lar). Pertaining to or of the nature of corpuscles.

Correctant, Corrective (kor-rek'tant, kor-rek'tiv). Same as *Corrigent.*

Corrigan's disease, pulse, etc. (kor'ig-anz). See *Disease, Pulse,* etc.

Corrigent (kor'rij-ent) [L. *cor'rigens* correcting]. 1. Amending or rendering milder. 2. Any agent which favorably modifies the action of a drug which is too powerful or harsh.

Corrosion (kor-ro'zhun) [L. *corro'sio*]. The slow destruction of a tissue by the action of a corrosive.

Corrosive (kor-ro'siv) [L. *con* with + *ro'dere* to gnaw]. Destructive to the texture or substance of the tissues.

Corrosol (kor'oz-ol). A mercurial preparation for hypodermic use: said to be non-irritating and painless.

Corroval (kor'ro-val). A South American arrow-poison; a heart-paralyzant.

Corrovalin (kor-ro'val-in). A poisonous alkaloid from corroval.

Corrugator supercilii (kor-ru-ga'tor su-per-sil'e-i). See *Muscles, Table of.*

Cortex (kor'tex), gen. *cor'ticis* [L.]. 1. The bark of a tree or root. 2. The rind of a fruit. 3. The outer layers of an organ as distinguished from its inner substance. **C. cer'ebri,** the cortex of the brain, composed mainly of gray or cineritious substance. **C. re'nis,** the cortical substance of the kidney, made up of urinary tubes and blood-vessels, supported by a stroma or matrix.

Cortical (kor'tik-al) [L. *cortica'lis*]. Pertaining to or of the nature of a cortex or bark.

Corticifugal (kor-tis-if'u-gal) [L. *cor'tex* cortex + *fu'gere* to flee]. Proceeding, conducting, or moving away from the cortex.

Corticipetal (kor-tis-ip'et-al) [L. *cor'tex* cortex + *pe'tere* to seek]. Moving, progressing, or conducting toward the cortex.

Cortico-afferent (kor''tik-o-af'fer-ent). Conveying impressions from the lower levels inward and upward to the cerebral cortex.

Cortico-efferent (kor''tik-o-ef'fer-ent). Carrying impressions outward and downward from the cerebral cortex: said of certain nerve-fibers.

Corticofugal (kor-tik-of'u-gal) [*Cortex* + L. *fu'gere* to flee]. Passing away from the cortex.

Corticospinal (kor''tik-o-spi'nal). Pertaining to the cortex of the brain and the spinal cord.

Corti's arch, canal, etc. See *Arch, Canal,* etc.

Coruscation (kor-us-ka'shun). A glittering sensation, as of flashes of light before the eyes.

Corybantism, Corybantiasm (kor-ib-an'tizm, kor-ib-an'te-azm) [Gr. κορύβας a reveller]. Wild, frenzied, and sleepless delirium.

Corydalin (kor-id'al-in). An alkaloid from *Corydalis formo'sa;* also a concentration from the same: diuretic and tonic. Dose, 1–5 gr. (0.066–0.333 gm.).

Corydalis (kor-id'al-is) [L., from Gr. κόρυς helmet]. A genus of fumariaceous herbs, of which various species are actively medicinal. *C. for'mosa* is considered a good antiperiodic and diuretic. Dose of fluidextract, 10–40 min. (0.666–2.666 c.c.).

Coryfin (kor'if-in). A colorless liquid, the menthol ester of ethyglycolic acid: used externally as an anesthetic and analgesic.

Coryl (kor'il). A mixture of methyl and ethyl chlorids: a local anesthetic.

Coryleur (kor-il-ār') [Fr.]. An instrument used in spraying with coryl.

Corynebacterium (ko-ri-ne-bak-te're-um) [Gr. κορύνη club + *Bacterium*]. A genus of bacteria including species in rods with club-shaped swellings at the ends, and in some cultures showing true branching. **C. lym'phæ vaccina'lis,** a species discovered in lymph of calves and said to be present on the skin of man.

Coryza (ko-ri'zah) [L.; Gr. κόρυζα]. Cold in the head; an acute catarrhal affection of the nasal mucous membrane, attended with a ropy discharge from the nostrils. **C. œdemato'sa,** a serous inflammation of the inferior and middle turbinate bones.

Cosaprin (kos'ap-rin). A white, crystalline compound, a sulphoderivative of acetanilid, soluble in water: it is used as an antipyretic and antirheumatic, in doses of from 5 to 8 gr. (0.33–0.52 gm.), three times daily.

Cosmesis (koz-me'sis) [Gr. κόσμησις]. The art of increasing and preserving beauty.

Cosmetic (koz-met'ik) [Gr. κοσμητικός]. 1. Beautifying; tending to preserve or restore comeliness. 2. A beautifying substance or preparation.

Cosmin (koz'min). See *Agathin.*

Cosmolin (koz'mo-lin). A trade-name for a variety of petrolatum, like vaselin; there are also liquid cosmolins: used chiefly in external applications.

Costa (kos'tah), pl. *cos'tæ* [L. for *Rib*]. A rib.

Costæ spu'riæ. False ribs. **C. ve'ræ,** true ribs.

Costal (kos'tal) [L. *costa'lis*]. Pertaining to a rib or ribs.

Costalgia (kos-tal'je-ah) [L. *cos'ta* rib + Gr. ἄλγος pain]. Pain in the ribs.

Costicartilage (kos-te-kar'til-ej) [L. *cos'ta* rib + *Cartilage*]. The cartilage of a rib.

Costiform (kos'tif-orm). Shaped like a rib.

Costive (kos'tiv). Affected with constipation of the bowels.

Costiveness (kos'tiv-nes). Constipation of the bowels.

Costo-. A prefix denoting relation to the ribs.

Costochondral (kos-to-kon'dral). Pertaining to a rib and its cartilage.

Costoclavicular (kos''to-klav-ik'u-lar). Pertaining to the ribs and clavicle.

Costocoracoid (kos-to-kor'ak-oid). Pertaining to the ribs and coracoid process.

Costo-inferior (kos-to-in-fe're-or). Pertaining to the lower ribs.

Costopneumopexy (kos-to-nu'mo-pek-se) [L. *cos'ta* rib + Gr. πνεύμων lung + πῆξις fixing]. The operation of anchoring the lung to a rib or to ribs.

Costosternal (kos-to-ster'nal). Pertaining to a rib and to the sternum.

Costosuperior (kos''to-su-pe're-or). Pertaining to the upper ribs.

Costotome (kos'to-tōm) [L. *cos'ta* rib + Gr. τέμνειν to cut]. A knife for dividing the costal cartilages.

Costotomy (kos-tot'o-me) [L. *cos'ta* rib + Gr. τομή a cut]. Resection of a rib.

Costotransverse (kos''to-trans-vers'). Lying between the ribs and transverse processes of the vertebræ.

Costotransversectomy (kos''to-trans-ver-sek'to-me). Excision of a part of a rib with the transverse process of a vertebra.

Costovertebral (kos-to-ver'te-bral). Pertaining to a rib and a vertebra.

Costoxiphoid (kos-to-zi'foid). Connecting the ribs and the xiphoid cartilage.

Cotargit (ko-tar'jit). The double salt of cotarnin hydrochlorate and ferric chlorid: used as a hemostatic.

Cotarnin (ko-tahr'nin). A bitter organic base, $C_{12}H_{13}NO_3+H_2O$, from narcotin: astringent and sedative. **C. hydrochlorid.** See *Stypticin.*

COTe. An abbreviation for cathodal opening tetanus.

Coto (ko'to). 1. The bark of an unknown Bolivian tree: useful in diarrheas and in intestinal troubles. Dose of *fluid extract,* 1–15 min. (0.066–1 c.c.): of *powder,* 1–15 gr. (0.066–1 gm.); of *tincture,* 10–30 min. (0.666–2 c.c.). 2. See *Paracoto.*

Cotoin (ko-to'in). A crystalline principle from coto. It is irritant to the skin and mucous membranes: it has been used in cholera and dysentery: to be used with caution. Dose, ½–1 gr. (0.03–0.06 gm.).

Cotonetin (ko-to-ne'tin). A principle, $C_{20}H_{16}O_5$, in white scales, from coto: it is similar in its effects to cotoin.

Cotton (kot'tn) [L. *gossyp'ium*]. A textile material derived from the seeds of various species of *Gossyp'ium.* **Absorbent c.** See *Gossypium purificatum.* **C.-oil, C.-seed oil** [L. *o'leum gossyp'ii sem'inis*], a fixed oil from the seed of the cotton-plant: much used in pharmacy. **C.-root,** the root of *Gossyp'ium herba'ceum,* the cotton-plant. The root-bark (*Gossyp'ii radi'cis cor'tex*) is diuretic and emmenagogue. Dose, ½–1 dr. (0.97–3.9 gm.); of fluid extract, 15–45 min. (1–3 c.c.). **Salicylated c.,** purified cotton charged with salicylic acid: an antiseptic dressing. **Styptic c.,** cotton impregnated in a styptic solution and dried.

Cottonoid (kot'tn-oid). A felt of absorbent cotton for surgeons' use.

Cotyledon (kot-il-e'don) [Gr. κοτυληδών]. 1. The seed-leaf of the embryo of a plant. 2. Any one of the subdivisions of the uterine surface of the placenta.

Cotyloid (kot'il-oid) [Gr. κοτυλοειδής cup-shaped]. 1. Cup-shaped. 2. Pertaining to the cotyloid cavity, or acetabulum.

Couch-grass (kowch'gras). The perennial grass *Agropy'rum* (or *Trit'icum*) *re'pens.* Its long roots (*Trit'icum,* U. S. P.) are diuretic, and are useful in cystitis. It is given in decoction *ad libitum.* Dose of fluid extract, 1–4 dr. (4–16 c.c.).

Couching (kowch'ing). Displacement of the lens in cataract.

Cough (kawf) [L. *tus'sis*]. A sudden noisy expulsion of air from the lungs. **Aneurysmal c.,** a variety of cough commonly associated with aneurysm, and often with paralysis of one vocal cord. **Compression-c.,** a deep resonant cough caused by compression of the bronchi. It resembles in character the cough of a dog and is sometimes called *Dog-c.* **Dog-c.** See *Compression-c.* **Dry c.,** one which is not accompanied with expectoration. **Ear-c.,** a reflex cough caused by disease of the ear. **Extrapulmonary c.,** a cough due to causes outside the lungs. **Hacking c.,** a short, frequent, and feeble cough. **Hebetic c.,** the dry, barking of puberty: cynobex hebetica. **Minute-gun c.,** whooping-cough with the paroxysms occurring close together. **Reflex c.,** a cough due to the irritation of some remote organ. **Stomach c.,** a cough attended by reflex irritation from stomach-disorder. **Trigeminal c.,** a cough due to irritation of the fibers of the trigeminal nerve distributed to the throat, nose, and external meatus of the ear. **Wet c.,** one which is attended with expectoration. **Whooping-c.,** See *Whooping c.* **Winter-c.,** chronic bronchitis recurring in the winter.

Coulomb (koo'lom) [after C. A. *de Coulomb,* French physicist (1736–1806)]. The unit of quantity in current-electricity; the quantity afforded by an ampère of current in one second flowing against one ohm of resistance with a force of one volt.

Coumarin (koo'mah-rin). An odoriferous principle, $C_9H_6O_2$, from Tonka bean, sweet clover, and other plants.

Counter-extension (kown''ter-ex-ten'shun). Traction in a proximal direction coincident with traction in the opposite direction.

Counter-irritant (kown-ter-ir'rit-ant). 1. Producing a counter-irritation. 2. A derivative agent.

Counter-irritation (kown''ter-ir-rit-a'shun). A superficial irritation; an irritation which is intended to relieve some other irritation.

Counter-opening (kown-ter-o'pen-ing). A second opening, as in an abscess, made to facilitate drainage.

Counter-poison (kown'ter-poi-zn). A poison given to counteract another poison.

Counter-puncture (kown'ter-punkt-ur). A second opening made opposite to another.

Counter-stain (kown'ter-stān). A stain applied to render the effects of another stain more discernible.

Counter-suggestion (kown''ter-sug-jes'chun). A suggestion opposed to another suggestion.

Coup de soleil (koo'deh-so-lāl') [Fr.]. A sunstroke.

Courses (kōr'sez). Menses; the monthly illness of a woman.

Court-plaster (kort'plas-ter). A silk plaster spread with isinglass.

Cousso (koo'so). See *Kousso.*

Couvercle (koo'ver-kl) [Fr.]. A blood-clot formed outside a vessel.

Couveuse (koo-vuz') [Fr.]. See *Incubator.*

Cover-glass (kov'er-glas). A thin glass plate which covers a mounted microscopic object or a culture.

Cowage, Cowhage (kow'edj). See *Mucuna.*

Cowperitis (kow-per-i'tis). Inflammation of Cowper's glands.

Cowper's glands (kow'perz). See *Gland.*

Cowpox (kow'poks). See *Vaccinia.*

Coxa (koks'ah) [L.]. The hip or hip-joint. **C. va'ra,** "bent hip," bending of the neck of the femur without hip-joint disease. It is usually due to rickets.

Coxalgia (koks-al'je-ah) [L. *cox'a* hip + Gr. ἄλγος pain]. Hip-joint disease; tuberculosis of the hip-joint.

Coxarthritis (koks-ar-thri'tis). Same as *Coxitis.*

Coxarthrocace (koks-ar-throk'as-e). Fungous disease of the hip-joint.

Coxitis (koks-i'tis). Inflammation of the hip-joint.

Coxodynia (koks-o-din'e-ah). See *Coxalgia*.

Coxofemoral (koks-o-fem'or-al) [L. *cox'a* hip + *fe'mur* thigh]. Pertaining to the hip and thigh.

C. P. Abbreviation for *chemically pure*.

Cr. The symbol for chromium.

Crab, Crab-louse (krab, krab'lows). A louse, *Phthir'ius inguina'lis*, that infests the pubic region.

Crabs' claws, Crabs' eyes. Concretions from the stomach of craw-fish.

Crachotement (krah-shot-maw') [Fr.]. Inability to spit, even with a strong desire to do so.

Cracked-pot sound (krakt-pot'). A percussion sound indicative of a pulmonary cavity into which the breath may pass.

Cradin (kra'din) [Gr. *κράδη* fig-bough]. A peptic ferment from the twigs and leaves of the fig-tree; ficoin.

Cradle (kra'dl). A frame for keeping bed-clothes from a wounded limb. **Ice-c.**, a device for refrigerating fever patients.

Cramp (kramp). A painful spasmodic muscular contraction, especially a tonic spasm. **Auctioneers' c.**, a professional neurosis affecting mainly the left side of the orbicularis oris muscle. **Compositors' c.**, an occupation-neurosis of the thumb and fingers of compositors, resembling writers' cramp. **Hammerman's c.**, a spasmodic affection of the muscles of the entire arm. **Hephestic c.**, hammerman's cramp. **Intermittent c.** See *Tetany*. **Professional c.**, a spasm of a group of muscles, due to excessive use in one's daily occupation. **Seamstresses' c.**, a neurosis of sewing-women, resembling writers' cramp. **Telegraphers' c.**, a neurosis resembling writers' cramp, seen in telegraphers. **Violinists' c.**, an occupation-neurosis peculiar to violin-players. **Waiters' c.**, spasm and pain in the muscles of the back and arms of table-waiters. **Watchmakers' c.**, a spasm of the finger-muscles peculiar to watchmakers. **Writers' c.**, an occupation-neurosis due to excessive writing. It is marked by spasmodic contraction of the muscles of the fingers, hand, and forearm, together with neuralgic pain therein. It comes on whenever an attempt is made to write.

Cramp-bark. The bark of *Vibur'num op'ulus*: antispasmodic. Dose of fluid extract, ½–2 dr. (2–8 c.c.).

Cram-stunt (kram'stunt). A mental defect due to overstudy.

Cranial (kra'ne-al) [L. *crania'lis*]. Pertaining to the cranium.

Craniectomy (kra-ne-ek'to-me) [Gr. *κρανίον* skull + *ἐκτομή* excision]. Excision of a part of the skull. **Linear c.**, excision of a strip of the skull, done for the relief of microcephalus.

Cranio-aural (kra''ne-o-aw'ral). Pertaining to the cranium and the ear.

Craniocele (kra'ne-o-sēl) [Gr. *κρανίον* cranium + *κήλη* tumor]. A protrusion of any part of the encephalon from the cranial cavity.

Craniocerebral (kra''ne-o-ser'e-bral). Pertaining to the cranium and the cerebrum.

Cranioclasis (kra-ne-ok'lah-sis) [Gr. *κρανίον* skull + *κλάσις* fracture]. The crushing of the fetal head.

Cranioclast (kra'ne-o-klast) [Gr. *κρανίον* skull + *κλαστός* broken]. An instrument for use in performing cranioclasis.

Cranioclasty (kra''ne-o-klas-te). Same as *Cranioclasis*.

Craniofacial (kra''ne-o-fa'shal). Pertaining to the cranium and the face.

Craniognomy (kra-ne-og'no-me) [Gr. *κρανίον* head + *γνώμων* an interpreter or judge]. The study of the shape of the head.

Craniology (kra-ne-ol'o-je) [Gr. *κρανίον* head + *λόγος* treatise]. The scientific study of skulls.

Craniomalacia (kra''ne-o-mal-a'she-ah) [Gr. *κρανίον* skull + *μαλακία* softness]. Abnormal softness of the skull; craniotabes.

Craniometer (kra-ne-om'et-er) [Gr. *κρανίον* head + *μέτρον* measure]. An instrument for use in craniometry.

Craniometry (kra-ne-om'et-re) [Gr. *κρανίον* head + *μέτρον* measure]. The scientific study of the proportions of the human head.

Craniopagus (kra-ne-op'ag-us) [Gr. *κρανίον* head + *πηγνύναι* to fix]. A twin monster united at the head.

Cranioplasty (kra'ne-o-plas-te) [Gr. *κρανίον* skull + *πλάσσειν* to mould]. Plastic surgery of the skull.

Craniopuncture (kra'ne-o-punk-tūr). Puncture of the brain for exploratory purposes in cranial disease.

Craniorrachischisis (kra''ne-or-rah-kis'kis-is) [Gr. *κρανίον* cranium + *ῥάχις* spine + *σχίζειν* to split]. Congenital fissure of the skull and spinal column.

Cranioschisis (kra-ne-os'kis-is) [Gr. *κρανίον* skull + *σχίσις* fissure]. Congenital fissure of the cranium.

Cranioscopy (kra-ne-os'ko-pe) [Gr. *κρανίον* skul + *σκοπεῖν* to view]. Diagnostic examination of the head.

Craniostenosis (kra''ne-o-ste-no'sis) [Gr. *κράνιον* skull + *στενοσις* narrowing]. Hyperostosis cranii producing contraction of the cranial fissures and foramina.

Craniostosis (kra''ne-os-to'sis) [Gr. *κρανίον* skull + *ὀστέον* bone]. Congenital ossification of the cranial sutures.

Craniotabes (kra''ne-o-ta'bēz) [L. *cra'nium* skull + *ta'bes* a wasting]. Thinning of spots in the infantile skull, chiefly in cases of rickets and syphilis.

Craniotome (kra'ne-o-tōm) [Gr. *κρανίον* skull + *τομή* a cut]. An instrument for use in performing craniotomy.

Craniotomy (kra-ne-ot'o-me) [Gr. *κρανίον* head + *τομή* a cut]. The cutting in pieces of the fetal head to facilitate delivery.

Craniotonoscopy (kra''ne-ot-o-nos'ko-pe) [Gr. *κρανίον* head + *τόνος* tone + *σκοπεῖν* to view]. The auscultatory percussion of the head.

Craniotrypesis (kra''ne-o-trip-e'sis) [Gr. *κρανίον* head + *τρυπήσις* a piercing]. The trephination of the skull.

Craniotympanic (kra''ne-o-tim-pan'ik). Pertaining to the skull and its tympanum.

Cranium (kra'ne-um), pl. *cra'nia* [L.; Gr. *κρανίον*]. The skull, or brain-pan.

Crapulent, Crapulous (krap'u-lent, krap'u-lus) [L. *crapulen'tus*; *crapulo'sus* drunken]. Due to excess in eating or drinking.

Crasis (kra'sis) [L.; Gr. *κράσις* mixture]. The individual temperament or constitution. **Parasitic c.**, a weakened state due to the presence of parasites or favorable to infestation by them.

Crassamentum (kras-sam-en'tum) [L.]. A clot, as of blood.

Cravat (krav-at') [Fr. *cravate*]. A form of bandage made by folding a triangular piece of cloth from its apex toward the base.

Craw-craw (kraw'kraw). An obstinate form of eczema occurring in West Africa, and affecting chiefly the thighs and genitals, though it may spread over the whole body.

Crawley (kraw'le). See *Corallorhiza*.

Crealbin (kre-al'bin). A dry powder of creolin and albumin: an antiseptic for internal use.

Cream (krēm) [L. *cre'mor*]. The oily or fatty part of milk whence butter is prepared. **C. of tartar** [L. *potas'sii bitar'tras*], potassium bitartrate: a cathartic, diuretic, and refrigerant. Dose, 1–8 dr. (3.9–31.1 c.c.).

Creasote (kre'as-ōt). See *Creosote*.

Creatin (kre'at-in) [Gr. *κρέας* flesh]. A crystallizable nitrogenous principle, $C_4H_9N_3O_2+H_2O$, or methyl-guanidin-acetic acid, derivable from the juice of muscular tissue. It is an opaque white and bitter solid; sometimes seen in transparent prisms. Therapeutically it is a cardiac muscular and digestive tonic. Dose, 1½ gr. (0.1 gm.). Called also *Kreatin*.

Creatinase (kre-at'in-ās). An enzyme which transforms creatin into creatinin.

Creatinemia (kre''at-in-e'me-ah) [*Creatin* + Gr. *αἷμα* blood]. Excess of creatin in the blood.

Creatinin (kre-at'in-in). A basic substance, $C_4H_7N_3O$; creatin anhydrid: procurable from creatin and from urine.

Creatininase (kre-at-in'in-ās). A ferment which decomposes creatinin into urea and methyl glycocoll.

Crèche (krāsh) [Fr.]. A day-nursery, or shelter for infants.

Creek (krēk). An obsolete equivalent to ventricle (of the brain or of the heart).

Cremaster (kre-mas'ter) [L.; Gr. *κρεμᾶν* to suspend]. See *Muscles, Table of*.

Cremasteric (krem-as-ter'ik). Pertaining to the cremaster.

Cremation (kre-ma'shun) [L. *crema'tio* a burning]. The burning or incineration of dead bodies.

Crematory (krem'at-o-re). A furnace or establishment for the burning up of dead bodies.

Cremnophobia (krem-no-fo'be-ah). Insane dread of precipices.

Cremor (kre'mor). Latin for *Cream*. Cremor tartari, cream of tartar; potassic bitartrate.

Crena (kre'nah) [L.]. A notch or cleft. **C. a'ni**, the anal cleft.

Crenasol (kren'as-ol). A disinfectant preparation of paracresol, metacresol, pyridin compounds, etc.

Crenate, Crenated (kre'nāt, kre'na-ted) [L. *crena'tus*]. Scalloped or notched.

Crenation (kre-na'shun). An abnormal notched appearance, as of the margins of the red blood-corpuscles.

Crenic acid (kre'nik). See *Acid*.

Crenothrix (kren'o-thrix) [L.; Gr. *κρήνη* spring + *θρίξ* hair]. A genus of schizomycetic fungi from spring-water. *C. Kühnia'na* has been considered pathogenic; but this is not certain.

Creoform (kre'o-form). A solid and tasteless guaiacol, creosote, and formaldehyd derivative: a non-irritant antiseptic.

Creolalbin (kre-ol-al'bin). Same as *Crealbin*.

Creolin (kre'o-lin). A thick, blackish liquid preparation; saponified coal-tar creosote: it is a deodorizer, antiseptic, and hemostatic; used in surgical dressings, in obstetric cases, and in gastric and urinary disorders in 2 per cent. solution. Dose, ½–5 gr. (0.033–0.32 gm.).

Creosal (kre'o-sal). Tannosal; a proprietary combination of tannic acid and the phenols of creosote: it is a dark-brown powder, antiseptic and astringent, and is recommended for local and internal use in laryngismus.

Creosin (kre'o-sin). A patented mixture of creosote, iodin, calcium hypophosphite, and balsam of Peru: used like creosote.

Creosoform (kre-os'o-form). A greenish powder composed of formic aldehyd and creosote: antiseptic.

Creosol (kre'o-sol) [*Creosote* + L. *o'leum* oil]. A colorless, oily liquid, $C_8H_{10}O_2$, from potassium creosotate: it is an antiseptic. Dose, ½–2 min. (0.025–0.1 gm.).

Creosolid (kre-o-sol'id). Magnesium creosotate; magnesia, and creosote in equal parts: a non-irritant antiseptic. Dose, 8 gr. (0.5 gm.).

Creosomagnesol (kre''o-so-mag'ne-sol). A dry compound of creosote, magnesia, and potassium hydroxid: antiseptic. Dose, 2 gr. (0.13 gm.), in a pill with honey.

Creosotal (kre-o-so'tal). A thick, brown oil, creosote carbonate, from beech-wood creosote: safer than creosote for use as an internal antiseptic. Dose, 3–15 min. (0.199–1 c.c.).

Creosote (kre'o-sōt) [L. *creoso'tum*, from Gr. *κρέας* flesh + *σώζειν* to preserve]. An oily, transparent, poisonous distillate from wood-tar; it is a local anesthetic, escharotic, and powerful antiseptic: used as a caustic for warts, etc.; externally in skin-diseases and unhealthy ulcers, internally to arrest vomiting, and internally hypodermically, and by inhalation in pulmonary phthisis. Dose, 1–3 min. (0.065–0.18 c.c.); of *a'qua creoso'ti*, 1–4 dr. (4–16 c.c.); of *mis'tura creoso'ti*, 1 fl. oz. (30 gm.). The *unguen'tum creoso'ti* and *va'por creoso'ti* are also used. **C.-calcium-chlohydrophosphate,** a syrupy, white substance containing creosote carbonate and calcium hydrophosphate: used in tuberculosis as an antiseptic. Dose, 5–15 gr. (0.333–1 gm.). **C. carbonate.** See *Creosotal*. **C. oleate,** a yellowish antiseptic oil. Dose, 3–10 gr. (0.2–0.6 gm.). **C. phosphite.** See *Phosphotal*. **C. valerianate.** See *Eosote*.

Creotoxin (kre-o-tok'sin). See *Kreotoxin*.

Creotoxism (kre-o-tok'sizm). See *Kreotoxism*.

Crepitant (krep'it-ant) [L. *crepita're* to rattle]. Rattling or crackling.

Crepitation (krep-it-a'shun) [L. *crepita're* to crackle]. 1. A sound like that made by rubbing the hair between the fingers, or like that made by throwing fine salt into a fire. 2. The noise made by rubbing together the ends of a fractured bone.

Crepitus (krep'it-us) [L.]. 1. The discharge of flatus from the bowels. 2. Crepitation in either sense; a crepitant râle. **Bony c.,** the crackling sound produced by the rubbing together of fragments of fractured bone. **False c., Joint-c.,** the grating sensation caused by rubbing together of the dry synovial surfaces of joints. **C. in'dux,** a crepitant râle, or crackling sound, heard in pneumonia at the beginning of the process of solidification of the lung. **C. re'dux,** crepitus heard in the resolving stage of pneumonia. **Silken c.,** a sensation, as of two pieces of silk rubbed between the fingers, felt on moving a joint affected with hydrarthrosis.

Cresalol (kres'al-ol). Either one of the three isomeric salicylic esters of the cresols; distinguished as orthocresalol, metacresalol, and paracresalol; they are milky-white powders, of the formula $C_6H_4(OH)CO_2(6H_4.CH_3$: antiseptic, mainly for external use. The cresalols are also used internally for rheumatism. Dose, 4–15 gr. (0.26–1 gm.).

Cresamin (kres-am'in). An antiseptic and germicide mixture of ethylendiamin and tricresol.

Cresapol (kres'a-pol). A solution of crude cresols in potash soap: used as a disinfectant.

Crescent (kres'ent) [L. *cres'cens*]. 1. Shaped like a new moon. 2. Either of the two lateral bands of gray matter in the spinal cord, each made up of a ventral and a dorsal cornu. **C's of Gianuzzi,** crescent-shaped groups of granular cells in the acini of mucous glands: also called *Demilunes of Heidenhain*. **Malarial c's,** the sausage-shaped sporants of the parasite of pernicious malarial fever. **Myopic c.,** a crescentic posterior staphyloma in the fundus of the eye in myopia. **C's of the spinal cord,** the cornua, or horns, of gray matter in the spinal cord, distinguished as *anterior* and *posterior*, or *ventral* and *dorsal*.

Crescentic (kres-en'tik). Shaped like a crescent or new moon.

Cresegol (kres'e-gol). A parasulphonic derivative of cresol, mercury, and potassium: a reddish-brown powder; antiseptic and emetic.

Cresin (kres'in). A brown liquid containing cresol and sodium cresoxyl acetate: antiseptic; its weak solutions are used externally.

Cresochin (kres'o-kin). A somewhat soluble mixture of chinolin, tricresol, and chinolin-tricresol sulphonate: used in washes as a disinfectant.

Cresoform (kre'so-form). Any oily fluid containing creosote and formaldehyd. It is used as an antiseptic for ulcers and tuberculous lesions, and internally in tuberculous enteritis. Dose, 10–40 min. (0.65–2.6 c. c.).

Cresol (kre'sol). Cresylic acid, C_7H_8O, a phenol from coal-tar or wood-tar: there are three varieties—orthocresol, metacresol, and paracresol—the second of which is a liquid: all are antiseptic. **C.-anitol,** a solution of metacresol in anitin. A remedy in erysipelas. **C. iodid,** an ill-smelling, resinous, light-yellow powder: antiseptic. **C.-naphtol,** a viscous brown liquid: a germicide.

Cresolin (kres'o-lin). A proprietary antiseptic resembling creolin.

Cresorcin (kre-sor'sin). A crystalline derivative from cresol, $C_7H_8O_2$; ditoluene.

Cresosulphuric acid (kre''so-sul-fu'rik). See *Acid*.

Cresotic acid (kre-so'tik). See *Acid*.

Crest (krest) [L. *cris'ta* a crest]. A projecting ridge, especially one which surmounts a bone or its border. **Deltoid c.,** a rough elevation on the humerus where the deltoid muscle is attached. **Dental c.,** the maxillary ridge passing along the alveolar processes of the fetal maxillary bones. **Frontal c.,** a ridge in the middle line of the internal surface of the frontal bone. **C. of the ilium,** the thickened and expanded upper border of the ilium. **Infratemporal c.,** the pterygoid ridge. **Lacrimal c.,** a vertical ridge on the outer surface of the lacrimal bone. **Nasal c.,** a crest on the internal border of the nasal bone. **Obturator c.,** a ridge of bone extending from the spine of the os pubis to the anterior extremity of the condyloid notch. **Occipital c.,** a vertical ridge on the external surface of the occipital bone. **C. of the pubes,** a crest from the spine to the inner extremity of the pubes. **Sphenofrontal c.,** that edge of the malar bone which articulates with the sphenoid below and the frontal above. **Sphenoidal c.,** the median ridge on the anterior surface of the sphenoid bone, running down from the ethmoid spine and forming a part of the nasal plate. **Supramastoid c.,** a ridge on the temporal bone above the auditory meatus. **Temporal c.,** a ridge on the temporal bone. **C. of the tibia,** the prominent ridge on the patellar side of the tibia. **Turbinated c.,** a horizontal ridge on the internal surface of the palate-bone.

Cresyl (kres'il). An antiseptic ester, $C_6H_4CH_3$, consisting of salicylic acid and cresol.

Cresylate (kres'il-āt). A cresol compound in which the hydrogen of the hydroxyl is replaced by a base.

Cresylone (kres'il-ōn). A proprietary preparation similar to the liquor cresolis compositus of the U.S.P.

Creta (kre'tah) [L. for "chalk"]. Chalk. **C. præpara'ta,** prepared chalk; elutriated calcium carbonate. It is an antacid remedy; often useful in diarrhea. Dose, 5–40 gr. (0.333–2.666 gm.). **C. pul'vis compos'itus,** compound chalk powder: chalk, 30 parts; sugar, 50 parts; and gum arabic, 20 parts. Dose, 5–60 gr. (0.333–4 gm.).

Cretin (kre'tin) [Fr.]. A person affected with cretinism.

Cretinin (kre'tin-in). A compound found in the thyroid gland.

Cretinism (kre'tin-izm). A disease marked by premature ossification of the bones, with deformity of the head and face, stunted growth, idiocy, and mental dulness. It is associated with goiter or other disease of the thyroid body, and is endemic in Switzerland. **Spontaneous c., Sporadic c.,** cretinism in a person not descended from cretins, and who has not lived in a region where cretinism prevails.

Cretinoid (kre'tin-oid). Resembling a cretin; resembling cretinism.

Cretinous (kre'tin-us). Affected with cretinism.

Cribrate (krib'rāt) [L. *cribra'tus*]. Pitted with depressions like the holes in a sieve.

Cribration (kri-bra'shun). 1. The quality of being cribrate. 2. The process or act of sifting or passing through a sieve.

Cribriform (krib'rif-orm) [L. *cri'brum* a sieve + *for'ma* form]. Perforated with small apertures like a sieve.

Crico-arytenoid (kri''ko-ar-it-e'noid). Pertaining to or extending between the cricoid and arytenoid cartilages.

Cricoid (kri'koid) [Gr. κρίκος ring + εἶδος form]. Resembling a ring; ring-shaped.

Cricoidectomy (kri-koid-ek'to-me). Excision of the cricoid cartilage.

Cricothyreotomy (kri''ko-thi-re-ot'o-me) [Gr. κρίκος a ring + θυρεός shield + τομή a cut]. Incision through the cricoid and thyroid cartilages.

Cricothyroid (kri-ko-thi'roid). Pertaining to or connecting the cricoid and thyroid cartilages.

Cricotomy (kri-kot'o-me) [Gr. κρίκος ring + τομή a cut]. The surgical cutting of the thyroid cartilage.

Cricotracheotomy (kri''ko-tra-ke-ot'o-me). Cricotomy and tracheotomy together; incision of the cricoid and trachea.

Crinosin (kri'no-sin) [L. *cri'nis* hair]. A substance occurring in hair-like filaments, derivable from brain-tissue.

Crinum (kri'num). A genus of amaryllidaceous plants; the root of *C. Asiat'icum* of India has properties like those of squill.

Crisis (kri'sis), pl. *cri'ses* [L.; Gr. κρίσις]. 1. The turning-point of a disease for good or evil. 2. A painful paroxysm, with functional disturbance, occurring in the course of tabes dorsalis. **Blood-c.,** a temporary but marked increase in some one of the cellular constituents of the blood. **Bronchial c.,** a paroxysm of dyspnea in the course of a case of locomotor ataxia. **Cardiac c.,** a severe paroxysm of palpitation of the heart occurring in tabes dorsalis. **Cerebral c.,** a severe and sudden attack of hemiplegia, apoplexy, or other cerebral disorder. **Clitoris c.,** an attack of sexual excitement in women in a case of tabes dorsalis. **Dietl's c.,** sudden severe attacks of nephralgic or gastric pain, chills, fever, nausea and vomiting, and general collapse: said to be due to partial turning of the kidney upon its pedicle. **Gastric c.,** a paroxysm of intense abdominal pain in a case of locomotor ataxia. **Febrile c.,** an attack of chilliness, fever and sweating. **Hematic c.,** a crisis in the course of a fever, characterized by a sudden increase in the blood-plates. **Hepatic c.,** an attack of intense pain in the region of the liver. **Intestinal c.,** a sharp attack of pain in the intestine in a case of tabes dorsalis. **Laryngeal c.,** paroxysmal spasm of the larynx in the earlier course of locomotor ataxia. **Nephralgic c.,** a paroxysm of pain in the course of the ureter in a case of tabes dorsalis. **Ocular c.,** a sudden attack of intense pain in the eyes with lacrimation photophobia, etc. **Rectal c.,** a severe seizure of rectal pain in locomotor ataxia. **Thoracic c.,** an attack of pain resembling angina pectoris, but with spasmodic contracture of the muscles of the chest and arms in tabes dorsalis. **Vesical c.,** a severe seizure of pain in the bladder is cases of locomotor ataxia. **Visceral c.,** a paroxysm of shooting pain in any viscus occurring in a case of locomotor ataxia.

Crista (kris'tah) [L. for "crest"]. A crest or ridge. **C. acus'tica,** a localized thickening of the membrane lining the ampullæ of the semicircular canals: it is covered with neuro-epithelium containing auditory cells. **C. falcifor'mis,** a ridge separating the macula cribrosa superior above from the other maculæ cribrosæ below. **C. gal'li,** the "cock's comb"; a ridge on the ethmoid bone to which the falx cerebri is attached. **C. hel'icis,** a projection on the helix, above the external meatus of the ear. **C. il'ii,** the crest of the ilium. **C. infratempora'lis,** the pterygoid ridge. **C. pu'bis,** the crest of the pubes. **C. Reiss'neri,** a crista in the pelvis of the fenestra rotunda, forming the outer boundary of the recessus anterior. **C. sphenoida'lis.** See *Sphenoidal crest*, under *Crest*. **C. spina'rum.** Same as *C. tympanica*. **C. spira'lis,** a ridge on the spiral lamina of the cochlea. **C. teg'minis tym'pani,** a ridge along the roof of the tympanum. **C. tympan'ica,** one of two ridges on the anterior arm of the annulus tympanicus. **C. vestib'uli,** a ridge on the floor of the vestibule, between the vestibular aqueduct and fossa hemisphærica.

Crith (krith) [Gr. κριθή barleycorn]. The unit of weight for gases, being the weight in a vacuum of a liter of hydrogen gas at 0° C.

Critical (krit'ik-al). Of the nature of a crisis.

Crocated (kro'ka-ted) [L. *croca'tus*]. Tinctured with or containing saffron.

Crocin (kro'kin). A derivative of *Crocus sativus*, $C_{44}H_{70}O_{28}$.

Crocus (kro'kus) [L.; Gr. κρόκος]. 1. A genus of iridaceous plants. 2. The dried stigmas of *Cro'cus sati'vus*, or tree saffron: stimulant and emmenagogue. Dose, 10–30 gr. (0.666–2 gm.); of tincture, 1–2 dr. (4–8 c.c.).

Cross-birth (kros'burth). Any abnormal presentation requiring a version.

Crossed (krost). Shaped or arranged like a cross: decussating.

Cross, Silver (kros). A cross-like marking seen at the nodes of certain bundles of medullated nerve-fibers.

Crossway, Sensory (kros'wā). The posterior part of the internal capsule of the brain.

Crotalaria (krot-al-a're-ah) [L., from Gr. κρόταλον a rattle]. An extensive genus of leguminous plants, of which many are poisonous.

Crotalin (krot'al-in). A proteid found in the venom of rattlesnakes and certain other serpents.

Crotalus (krot'al-us) [L., from Gr. κρόταλον rattle]. A genus of rattlesnakes; also a homeopathic preparation of the virus of the rattlesnake.

Crotaphion (kro-ta'fe-on) [Gr. κρόταφος temple]. A craniometric point at the tip of the great wing of the sphenoid.

Crotchet (krot'chet) [Fr. *crochet*]. A hook used in delivering the fetus after craniotomy.

Crotin (kro'tin). A mixture of crotonallin and crotonglobulin.

Croton (kro'ton) [L.; Gr. κρότων tick]. A large genus of euphorbiaceous trees, shrubs, and herbs, many of them poisonous and medicinal. See *Cascarilla*. *C. tig'lium* furnishes castor-oil bean. **C.-chlo'ral.** See *Butylchloral*. **C. oil** [L. *o'leum tig'lii*], the fixed oil of the seeds of *Cro'ton tig'lium*, an Asiatic plant: a drastic purgative; externally a vesicant. Dose, ½–2 min. (0.033–0.132 c.c.).

Crotonallin (kro-ton-al'lin). A toxic albuminoid from the seeds of *Cro'ton tig'lium*.

Crotonarin (kro-ton-a'rin). A solid part from croton oil.

Crotonglobulin (kro-ton-glob'u-lin). A toxic albuminoid from the seeds of *Cro'ton tig'lium*.

Crotonism (kro'ton-izm). Poisoning by croton oil.

Crotonol (kro'ton-ol). Crotonolic acid; a vesicant, toxic, oily principle, $C_9H_{14}O_2$, from croton oil: purgative. Drastic dose, 5–10 gm., in a keratin-coated pill.

Crounotherapy (krown-o-ther'ap-e) [Gr. κρουνός spring + θεραπεία treatment]. Treatment of disease by mineral waters.

Croup (kroop). A disease characterized by laborious and suffocative breathing, laryngeal spasm, and sometimes with a local membranous deposit. **Catarrhal c.,** a croupous affection with paroxysms of dyspepsia and a ringing, metallic cough. **False c., Spasmodic c.** Same as *Laryngismus stridulus*. **Membranous c.,** laryngitis with formation of a pseudomembrane: called also *Pseudomembranous c.* and *True c.*

Croupous (kroo'pus). Of the nature of croup, or attended with an exudation like that of croup.

Croupy (kroop'e). Affected with or resembling croup.

Crown (krown) [L. *coro'na*]. 1. Same as *Corona*. 2. The exposed and enamelled part of a tooth.

Crucial (kru'shal) [L. *crucia'lis*]. 1. Shaped like a cross. 2. Severe, searching, and decisive.

Crucible (kru'sib-l) [L. *crucib'ulum*]. A vessel for melting refractory substances.

Cruciform (kru'sif-orm) [L. *crux* cross + *for'ma* form]. Shaped like a cross.

Crude (krūd) [L. *cru'dus* raw]. Raw, or unrefined.

Cruor (kru'or), pl. *cruo'res* [L.]. A blood-clot that contains red corpuscles.

Crura (kru'rah) [L.]. The plural of *crus*. **C. cerebel'li,** the peduncles of the cerebellum. **C. cer'ebri,** a pair of bands which connect the pons and oblongata with the cerebrum. **C. of the diaphragm,** the two pillars which connect the diaphragm to the spinal column. **C. of the fornix,** the arches formed by the division of the extremities of the fornix. **C. of the penis,** the backward extensions of the corpora cavernosa of the penis.

Cruræus (kru-re'us). See *Muscles, Table of*.

Crural (kru'ral). 1. Pertaining to the leg or thigh. 2. Pertaining to the crus cerebri.

Crurin (kru'rin). A yellowish pungent insoluble powder, quinolin-bismuth sulphocyanid, (C_9H_7-

$N.HS.CN)_2Bi(SCN)$. It is astringent and antiseptic and is used in treating ulcers of the leg and in gonorrhea.

Crus (krus), pl. *cru'ra* (q. v.) [L.]. The leg or any part resembling a leg.

Crusocreatinin (kru''so-kre-at'in-in). See *Chrysokreatinin*.

Crust (krust) [L. *crus'ta*]. Any outer layer; especially an outer layer of solid matter formed by the drying of a bodily exudate or secretion. **Limpet-shell c.**, the form of crust seen upon the sore of syphilitic rupia. **Milk-c.** Same as *Crusta lactea*.

Crusta (krus'tah) [L. "a crust"]. The lower and ventral portion of the crura cerebri, below the substantia nigra: also called *Pes*. **C. lac'tea**, seborrhea of the scalp of nursing infants. **C. petro'sa**, the cement of a tooth. **C. phlogis'tica**, the buffy coat or yellow layer on the surface of a blood-clot when coagulation is completed, caused by the settling of the red corpuscles.

Crustal (krus'tal). Pertaining to the crusta.

Crutch (kruch). A staff long enough to reach from the arm-pit to the ground, used for supporting weight of body. **C.-paralysis**, paralysis, chiefly of musculo-spiral nerve, from pressure of crutch in arm-pit.

Cry (kri). A sudden loud vocal sound. **Epileptic c.**, a loud scream which often occurs at the onset of an epileptic attack. **Hydrocephalic c.**, a loud involuntary cry uttered by patients with acute tuberculous meningitis.

Cryalgesia (kri-al-je'ze-ah) [Gr. κρύος cold + ἄλγος pain]. Pain due to the application of cold.

Cryesthesia (kri-es-the'ze-ah) [Gr. κρύος cold + αἴσθησις perception]. Abnormal sensitiveness to cold.

Crymotherapy (kri-mo-ther'ap-e) [Gr. κρυος cold + *Therapy*]. The therapeutic use of cold.

Cryofin (kri'o-fin). A white crystalline compound, odorless and tasteless, formed by the action of methylglycolic acid on paraphenetidin. Used as an analgesic and antiseptic, especially in sciatica. Dose, 5–10 gr. (0.33–0.66 gm.).

Cryogenin (kri-o-je'nin). Metabenzamidosemicarbazid, a compound soluble in alcohol to the extent of 5 per cent. It is strongly antiseptic and is used in tuberculosis, typhoid fever, and influenza. Dose, 16–30 gr. (1–2 gm.). daily.

Cryohydrate (kri-o-hi'drāt) [Gr. κρύος cold + *Hydrate*]. A salt containing water of crystallization only at low temperatures.

Cryoscopy (kri-os'ko-pe) [Gr. κρύος cold + σκοπεῖν to examine]. Examination of liquids, based on the principle that the freezing-point of solutions varies according to the amount and the nature of the substance contained in them in solution.

Cryostase (kri'os-tās) [Gr. κρύος cold]. An antiseptic mixture of camphor, carbolic acid, and saponin, with a little oil of turpentine: heat solidifies and cold melts it.

Crypt (kript) [L. *crypt'ta*, from Gr. κρυπτός hidden]. A follicle or pit. **Dental c.**, the space occupied by a developing tooth. **C's of Lieberkühn**, simple tubular glands opening on the surface of the intestinal mucous membrane. **C's of Morgagni**, small recesses or pockets in the mucous surface of the rectum.

Cryptitis (krip-ti'tis). Inflammation of a crypt.

Cryptocephalus (krip-to-sef'al-us) [Gr. κρυπτός hidden + κεφαλή head]. A monster with an inconspicuous head.

Cryptococcus xanthogen'icus (krip-to-kok'us). A small spheric anilinophil coccus, swiftly motile, derived from a yellow-fever cadaver: pathogenic to animals.

Cryptocrystalline (krip-to-kris'tal-in) [Gr. κρυπτός concealed + *Crystalline*]. Composed of crystals of microscopic size.

Cryptodidymus (krip-to-did'im-us) [Gr. κρυπτός concealed + δίδυμος twin]. A teratism in which one twin is concealed within another.

Cryptogam (krip'to-gam) [Gr. κρυπτός concealed + γάμος marriage]. Any one of the lower plants that have no true flowers, but propagate by spores.

Cryptogenic (krip-to-jen'ik) [Gr. κρυπτός hidden + γεννᾶν to produce]. Of obscure, doubtful, or remote origin.

Cryptoglioma (krip''to-gli-o'mah) [Gr. κρυπτός hidden + *Glioma*]. One of the stages in the development of glioma of the retina, marked by shrinking of the eyeball due to cyclitis, which masks the presence of the growth.

Cryptolith (krip'to-lith) [Gr. κρυπτή crypt + λίθος stone. A calculus or concretion in a crypt.

Cryptolithiasis (krip-to-lith-i'as-is). [See *Cryptolith*.] Calcification of tumors of the skin.

Cryptomerorrhachischisis (krip''to-me''ror-rak-is'kis-is) [Gr. κρυπτός hidden + μέρος part + ῥάχις spine + σχίσις cleavage]. Spina bifida occulta.

Cryptomenorrhea (krip''to-men-o-re'ah) [Gr. κρυπτός hidden + *Menorrhea*]. A condition in which the monthly molimina are experienced but no external manifestations occur.

Cryptophthalmus (krip-tof-thal'mus) [Gr. κρυπτός hidden + ὀφθαλμός eye]. Complete congenital adhesion of the eyelids.

Cryptopin (krip'to-pin) [Gr. κρυπτός hidden + ὄπιον opium]. A hypnotic, anodyne, and poisonous alkaloid from opium. Dose, $\frac{1}{8}$ gr. (0.008 gm.).

Cryptopyic (krip-to-pi'ik) [Gr. κρυπτός concealed + πύον pus]. Attended by concealed suppuration.

Cryptorchid, Cryptorchis (krip-tor'kid, krip-tor'kis) [Gr. κρυπτός hidden + ὄρκις testis]. A person whose testicles have not descended into the scrotum.

Cryptorchidism (krip-tor'kid-izm). Concealment of the testes within the abdomen.

Cryptoscope (krip'to-skōp) [Gr. κρυπτός hidden + σκοπεῖν to view]. A fluoroscope.

Crystal (kris'tal) [Gr. κρύσταλλος ice]. A naturally produced angular solid of definite form. **Asthma-c's**, Charcot-Leyden crystals. **Blood-c's**, hematoidin-crystals in the blood. **Böttcher's c's**, microscopic crystals seen on adding a drop of solution of ammonium phosphate to a drop of prostatic fluid. **Charcot-Leyden c's**, minute crystals in the sputum of asthma and bronchitis. **Charcot-Neumann c's**, minute crystals of spermin phosphate found in semen and various animal tissues. **Charcot-Robin c's**, minute crystals occurring in the blood of leukemic patients. **Coffin-lid c's**, peculiar indented crystals of ammoniomagnesian phosphate from alkaline urine: called also *Knife-rest c's*. **Ear-c.** Same as *Otolith*. **Florence c's**, crystals formed by the action of iodin on any liquid containing lecithin, as in semen. **Hedgehog c's**, a spiny form of uric acid concretions. **Knife-rest c's**, peculiar notched crystals of triple phosphate in the urine. **Teichmann's c's**, crystals of hemin. **Virchow's c's**, yellow or orange-colored crystals of hematoidin sometimes seen in extravasated blood. **Whetstone c's**, crystals of xanthin sometimes seen in urine.

Crystalbumin (kris-tal-bu'min). An albuminous substance found in an aqueous extract of the crystalline lens.

Crystalfibrin (kris'tal-fi'brin). A substance ex

the crystalline lens by the action of acid.

s-tal'in). 1. A proteid belonging to itellins and existing in the crystalline eye. 2. A solution of pyroxylin in and amyl acetate: used like collo-

kris'tal-lin). Resembling a crystal clearness. **C. humor, C. lens**, the e. See *Lens*.

ris-tal-li'tis). Inflammation of the as; phakitis.

(kris''tal-liz-a'shun). The formas.

ris'tal-loid) [Gr. κρύσταλλος crystal]. 1. Resembling a crystal. 2. A ubstance.

kris'tal-ōs). A soluble crystalline and saccharin, four hundred times gar. It is used in diabetes, corpuative dyspepsia, etc.

sis (kris''tal-u-rid-ro'sis) [Gr. κρυσ- + σῦρον urine + ἱδρώς sweat]. A conch urinary elements from the sweat the skin.

l of cesium.

ol of copper.

[L. *cube'ba*; Arabic *cabā'ba*]. The fruit of *Pi'per cube'ba*, a piperaceous . It is a stimulant diuretic, and is rrhea, leukorrhea, urethritis, etc. der, 10–60 gr. (0.666–4 gm.); of , 5–30 min. (0.333–2 c.c.); of oleoin. (0.333–1.333 c.c.); of volatile (0.333–1.333 c.c.); of tincture, 1–2). **C. camphor**, a crystalline deposit ubebs, $C_{30}H_{48}.2H_2O$.

eb-ēn'). An eleopten from oil of s.

u-be'bik). See *Acid*.

'bin). An inactive crystalline prin-, from cubeb.

eb-izm). Poisoning by cubebs.

il-ōs) [L. *cubi'le* nest]. A mucusious principle from the edible nest *Colloca'lia esculen'ta*, of Southern an excretion from the stomach of

-al). Pertaining to the ulna or to

us) [L. "elbow"]. The forearm. e *Deformity, gunstock*.

al (ku'boid, ku'boid-al) [Gr. κυβοembling a cube. 2. The cuboid outer side of the tarsus, between the d the fourth and fifth metatarsals.

kul-la'ris). The trapezius muscle.

tum-ber) [L. *cu'cumis*]. The fruit ies of *Cu'cumis*, chiefly *C. sati'vus*, diuretic.

a-kur-bit'u-lah) [L.]. A cupping-n'ta, a wet-cup, or one applied to **C. sic'ca**, a dry-cup; one which blood.

kwe-chun-choo'ye) [Spanish Amerceous plant, *Ionid'ium parviflo'*- America: emetic, cathartic, and very different from ipecac in its

c (kwe'ras). An area of diminouch encircling the chest of pases dorsalis.

deh-sahk') [Fr.]. A blind pouch cavity closed at one end. **Douglas's c.**, a pouch between the anterior wall of the rectum and the uterus.

Culex (ku'leks) [L. "gnat"]. A genus of dipterous insects, including the gnats and mosquitoes. Species of *Culex* are distinguished from *Anopheles* by their peculiar humped appearance when resting. Species of culex (especially *C. fat'igans*) transmit to man the embryos of filaria. *C. pi'piens* is the gnat, and is thought to be the distributor of dengue.

Culicidæ (ku-lis'id-e). A family of insects of the order Diptera including the mosquitoes.

Culicidal (ku-lis-i'dal). Destructive to the culex.

Culicide (ku'lis-īd) [L. *cu'lex* gnat + *cæ'dere* to kill]. An agent destructive to gnats and fleas.

Culicifuge (ku-lis'if-ūj) [L. *cu'lex* gnat + *fu'ga* banishment]. A preparation intended to prevent the attacks of gnats and mosquitoes.

Culmen (kul'men), pl. *cul'mina* [L. "ridge"]. The anterior superior part of the monticulus.

Cultivation (kul-tiv-a'shun) [L. *cultiva'tio*]. The artificial propagation of microörganisms. **Fractional c.**, c. in which a small portion of a culture containing several species of bacteria is used to form a new culture, and a small portion of this culture to form another, and so on until practically a pure culture is obtained.

Cultural (kul'tu-ral). Of, or pertaining to, a culture.

Culture (kult'ūr) [L. *cultu'ra*]. 1. The propagation of microörganisms. 2. A medium for propagating microörganisms. **Agar-c.**, a preparation of agar for the cultivation of bacteria. **Bouillon-c.**, a bouillon prepared for the culture of microbes. **Drop-c.**, one in which a drop of some material containing bacteria is placed. **Gelatin-c.**, a bacterial culture on gelatin. **Hanging-drop c.**, a culture in which the bacterium is inoculated into a drop of fluid in a cover-glass. **C.-medium**, any substance used in cultivating bacteria, as agar, gelatin, bouillon, potato, milk, or serum. **Nail-c.**, a culture in which the growth resembles in shape a nail driven into the medium. **Needle-c.**, a stab-culture. **Plate-c.**, a culture spread upon a plate surface. **Puncture-c.**, a stab- or needle-culture. **Pure c.**, a culture of a single bacterial species. **Roll c.**, a c. made by placing the medium in a test-tube, rapidly revolving it, and cooling on ice. **Slant c.**, one made on a slanting surface. **Slide-c.**, a bacterial culture made on a microscopic slide. **Smear-c.**, a bacteriologic culture made by smearing the inoculating material on the surface of the medium. **Solid c.**, one in which a solid medium is employed. **Stab-c.**, one in which the medium is inoculated by means of a needle thrust deeply into its substance. **Streak-c.**, a bacterial culture in which the inoculating matter is sown in streaks. **Trouser-leg c.**, a culture which forms an area in the culture-medium resembling a trouser-leg or stocking-leg. **Tube-c.**, one made in a test-tube.

Culver's physic (kul'verz). See *Leptandra*.

Cumin (kum'in) [L. *cu'minum*]. An umbelliferous plant of the Old World, *Cumi'num cy'minum*; also its aromatic and carminative seed.

Cumol, Cumene (ku'mol, ku'mēn). An oily hydrocarbon, C_9H_{12}, used in sterilizing catgut.

Cumulative (ku'mu-la-tiv) [L. *cu'mulus* heap]. Increasing suddenly in intensity of action after slow additions.

Cumulus (ku'mu-lus) [L. "a little mound"]. A mound. *C. oöph'orus*, the discus proligerus.

Cuneate (ku'ne-āt) [L. *cu'neus* wedge]. Wedge-shaped.

Cuneiform (ku'ne-if-orm) [L. *cu'neus* wedge + *for'ma* form]. 1. Shaped like a wedge. 2. A cuneiform bone: there are three in the foot and one in the wrist. See *Bone*.

Cuneihysterectomy, Cuneohysterectomy (ku''ne-i-his-ter-ek'to-me, ku''ne-o-his-ter-ek'to-me) [L. *cu'neus* wedge + *Hysterectomy*]. The excision of a wedge-shaped piece from the uterine tissue for the correction of anteflexion.

Cuneocuboid (ku''ne-o-ku'boid). Pertaining to the cuneiform and cuboid bones.

Cuneus (ku'ne-us), pl. *cu'nei* [L. "wedge"]. A wedge-shaped lobule of the occipital lobe of the brain on its mesial aspect.

Cuniculus (ku-nik'u-lus), pl. *cunic'uli* [L. "rabbit," "rabbit-burrow"]. The burrow of an itch-mite, *Sarcop'tes hom'inis*, in the human skin.

Cunila (ku'nil-ah). A genus of labiate plants. *C. maria'na*, of North America (dittany), is diuretic and diaphoretic. Dose of tincture, 5–20 min. (0.333–1.333 c.c.).

Cunnilinguist (kun-nil-in'gwist) [L. *cunnilin'gus*]. A sexual pervert who licks the vulva.

Cunnus (kun'nus) [L.]. The vulva, or female pudendum.

Cup (kup). 1. A cupping-glass. 2. A cup-shaped part or structure. **Glaucomatous c.**, that form of ocular disk depression which is peculiar to glaucoma. **Montgomery's c's**, the dilated canals of the tubular glands of the uterus. **Ocular c.**, the secondary optic vesicle; a cup-like organ of the embryo whence the retina is developed. **Physiologic c.**, the depression which occurs naturally in the optic disk. **Retinal c.**, excavation of the eye-disk, whether pathologic or not.

Cupola (ku'po-lah). The little dome at the apex of the cochlea and of the spinal canal. **C.-space**, the attic of the tympanum.

Cupped (kupt). Hollowed out like a cup.

Cupping (kup'ping). 1. The application of a cupping-glass. 2. The formation of a cup-shaped depression.

Cupping-glass (kup'ping-glas). See *Cucurbitula*.

Cupram (ku'pram). A fungicide solution of copper carbonate in ammonia-water.

Cuprammonia (kūp-ram-o'ne-ah). A solution of copper hydroxid in ammonia: used as a reagent, and as a solvent for cellulose: called also *Schweitzer's reagent*.

Cuprargol (ku-prar'gol). A dull gray-green powdery copper-albumin compound. It reduces inflammation and increases the secretion of mucous surfaces.

Cupratin (ku'prat-in). A copper and albuminoid preparation resembling ferratin.

Cuprea bark (ku'pre-ah). See under *Bark*.

Cuprein (ku-pre'in). An alkaloid from cuprea bark.

Cupressin (ku-pres'sin). An oil derived from cypress: useful in whooping-cough.

Cuprohemol (ku-pro-he'mol). A dark-brown copper and hemol derivative: used in tuberculosis. Dose, 1½–2 gr. (0.1–0.15 gm.).

Cuprol (ku'prol). A therapeutic preparation of copper and nucleinic acid, used as an ointment, or as a wash for chronic ulcers, and in powder for diseases of the conjunctiva.

Cuprum (ku'prum), gen. *cu'pri* [L. for "copper"]. See *Copper*.

Cupula (ku'pu-lah). A membranous structure on the crista acustica in the ampullæ of the ear.

Curaçao (ku-rah-so') [name of a West Indian island]. A highly flavored liqueur or cordial: stomachic and stimulant.

Curangin (ku-ran'jin). A bitter glucosid, $C_{48}H_{77}O_{20}$, from curanga, a scrophulariaceous herb of Southern Asia, which is a vulnerary, febrifuge, and vermifuge.

Curare, Curari (koo-rah're) [South American]. A South American arrow-poison, of several varieties, derived from various members of the Strychnos family. It paralyzes the motor nerves, producing death by respiratory paralysis. It is used in tetanus and in physiologic experiments. Dose, $\frac{1}{32}$–$\frac{1}{6}$ gr. ($\frac{1}{100}$–$\frac{1}{10}$ gm.), given hypodermically.

Curarin (ku-rah'rin). A crystalline alkaloid, $C_{18}H_{35}N$, from curare: a strong paralyzant. Dose, $\frac{1}{210}$–$\frac{1}{10}$ gr. (0.00033–0.0016 gm.), given hypodermically.

Curb (kerb). A thickening of the metatarsocalcaneal ligament of the horse, resulting in lameness.

Curcas (kur'kas) [L.]. A genus of euphorbiaceous shrubs. *C. pur'gans* has cathartic seeds, called purging nuts, or Barbadoes nuts, which afford a purgative fixed oil: used like castor oil.

Curcin (kur'sin). A poisonous principle from *Cur'cas pur'gans*.

Curcuma (kur'ku-mah). See *Turmeric*.

Curd (kurd). The coagulum of milk, consisting mainly of casein. **Alum-c.**, a coagulum formed by agitating milk containing a piece of alum. **A. c. of Riverius**, a coagulum prepared from the white of an egg and a dram of alum.

Cure (kūr) [L. *cura'tio*, from *cu'ra* care]. 1. The course of treatment of any disease, or of a special case. 2. The successful treatment of a disease or wound. 3. A system of treating diseases. 4. A medicine effective in treating a disease. **Hunger-c.**, the treatment of disease by severe fasting. **Keeley c.**, a proprietary method of treatment for the alcohol and opium habits by means of gold chlorid. **Liman c.**, a method of treatment practised at Odessa, consisting of bathing in the water of "limans" or sheets of water that have been isolated from the sea and converted into salt lakes. Used in cases of scrofula, rickets, chronic rheumatism, and chronic skin-diseases. **Movement-c.** See *Kinesitherapy*. **Potato c.**, treatment of foreign bodies in the alimentary canal by injecting mashed potatoes. **Starvation-c.**, the treatment of a disease by a restricted diet. **Terrain c.**, a method of treatment for a weak heart, neurasthenia, corpulence, etc., consisting of systematic exercise, mountain-climbing, and regulation of diet. **Water c.**, hydrotherapy.

Curet (ku-ret') [Fr.]. A kind of scraper or spoon for removing growths or other matter from the walls of cavities.

Curettage (ku-ret-tahzh') [Fr.]. The use of the curet, or treatment by the curet.

Curettement (ku-ret'ment). Same as *Curettage*.

Current (kur'rent) [L. *cur'rens* running]. 1. Any thing which flows. 2. The stream of electricity which moves along a conductor. **After-c.**, a current produced in a muscle and nerve when an electric current which has been flowing through it has stopped. **Alternating c.**, an electric current which is alternately direct and reversed. **Ascending c.** See *Centripetal c.* **Axial c.**, the central colored part of the blood-current. **Battery c.**, a galvanic current. **Centrifugal c.**, an electric current in the body with the positive pole near the nerve-center and the negative at the periphery: called also *Descending c.* **Centripetal c.**, an electric current passing through the body with the positive electrode on

the nerve or at the periphery and the negative near the nerve-center: called also *Ascending c.* **Compensating c.**, an electric current used to neutralize the intensity of a muscle-current. **Constant c., Continuous c.**, an uninterrupted galvanic current. **D'Arsonval c.**, the high potential discharge of a condenser or pair of condensers through a large solenoid of wire, producing alternations at the rate of 200,000 to 1,000,000 times a second. Such currents are used therapeutically to stimulate metabolism. **Demarcation-c.**, an electric current obtained from an injured muscle. **Descending c.** See *Centrifugal c.* **Direct c.**, a current whose direction is always the same. **Electrostatic c.** See *Static c.* **Electrotonic c.**, a current induced in the sheath of a nerve by a current passing through the conducting part of that nerve. **Electrovital c's**, two electric currents supposed to exist in animal bodies: called also *Neuro-electric c's*. **Extra c.**, an induced current produced in a faradic battery in addition to the regular primary and induced currents. **Eye-c.**, an electric current passing from the cornea to the optic nerve under the influence of light. **Faradic c.**, an alternating current of induced electricity. **Galvanic c.**, an electric current from a battery. **Induced c.**, electricity in a circuit generated by proximity to another current. **Inducing c.**, the current which induces a secondary current. **Interrupted c.**, a current which is frequently opened and closed. **Labile c.**, a current applied to the body with electrodes moving over the surface. **Le Duc's c.**, a sinusoidal current applied with the negative pole on the head and the positive pole over the kidneys. It produces unconsciousness similar to that of ether or chloroform, from which the subject emerges as soon as the current is removed. **Reversed c.**, a current which is frequently made to reverse its direction. **Secondary c.**, an induced current. **Sinusoidal c.**, an alternating faradic current in which the potential rises gradually from zero to a maximum, and then gradually returns to zero or to a minimum. **Stabile c.**, a current applied to the body with both electrodes stationary. **Static c., Spark-gap c.**, an electric current derived from a static apparatus. **Swelling c.**, a current which is alternately weak and strong. **Tesla's c.** Same as *D'Arsonval c.*

Curriculum (kur-rik'u-lum) [L.]. A regular and established course of study.

Curschmann's spirals (koorsh'mahnz). See *Spiral*.

Curvature (kur'va-tūr) [L. *curvatu'ra*]. Deviation from a rectilinear direction. See *Kyphosis*, *Lordosis*, *Scoliosis*. **Angular c., Pott's c.**, abnormal curvature of the spinal column due to vertebral disease.

Curve (kurv) [L. *cur'vum*]. A non-angular deviation from a straight course in a line or surface. **Barnes's c.**, the segment of a circle whose center is the promontory of the sacrum, the concavity looking dorsad. **C. of Carus**, the normal axis of the pelvic outlet. **Muscle-c.**, a myogram. **Tension-c's**, curved lines in which the cancellous tissue of bones is arranged according to the directions of tension exerted on the bones. **Traube's c's, Traube-Hering c's**, high, bold curves seen in the tracings of the sphygmograph when respiration has been completely arrested.

Cuscamidin (kus-kam'id-in). An alkaloid of cinchona.

Cuscamin (kus-kam'in). One of the cinchona alkaloids.

Cusco bark (kus'ko). A variety of cinchona.

Cusconidin (kus-kon'id-in). One of the cinchona alkaloids.

Cusconin (kus'ko-nin). One of the alkaloids of cinchona bark.

Cuscuta (kus-ku'tah) [L.]. A genus of parasitic convolvulaceous plants, the dodders; mostly herbs, but some are woody. Many species are locally employed as medicines.

Cushion (koosh'un). An anatomic structure resembling a cushion. **C. of the epiglottis**, a median elevation of the mucous membrane within the larynx, below the epiglottis. **Eustachian c.**, a part of the posterior cartilaginous wall of the Eustachian tube. **Passavant's c.**, a ridge projecting from the posterior and lateral walls of the nasopharynx, at the level of the free margin of the soft palate, in persons with sclerotic or atrophic rhinitis. It acts with the soft palate in closing the opening from the nasal to the oropharynx. **Sucking c's**, a pair of capsules filled with fatty lobules overlying the buccinator muscles in young infants.

Cusp (kusp). A tapering projection; especially one of the projections upon the crown of a tooth, and one of the pointed segments of a cardiac valve.

Cuspidate (kus'pid-āt) [L. *cuspida'tus*]. Having a cusp or cusps.

Cusso (kus'o). See *Kousso*.

Cutal (ku'tal). Same as *Cutol*.

Cutaneous (ku-ta'ne-us) [L. *cu'tis* skin]. Pertaining to the skin.

Cuticle (ku'tik-l) [L. *cutic'ula*, from *cu'tis* skin]. The epidermis, or outer layer of the skin. **Dental c., Enamel c.**, the cuticula dentis. **Keratose c.**, the outer surface layer of the pigment-cells of the eye.

Cuticolor (ku-tik'o-lor) [L. *cu'tis* skin + *co'lor* color]. Having the color of the skin.

Cuticula dentis (ku-tik'u-lah den'tis) [L. "skin of a tooth"]. The membrane (*Nasmyth's m.*) covering the enamel of an unworn tooth: called also *Enamel-cuticle*.

Cuticularization (ku-tik''u-lar-i-za'shun). The formation of skin upon a sore or wound.

Cutin (ku'tin) [L. *cu'tis* skin]. A preparation of the gut of the ox, used as a substitute for catgut and silk and as a dressing for wounds.

Cuti-reaction (ku'te-re-ak'shun). See under *Reaction*.

Cutis (ku'tis) [L. *cu'tis* skin]. The true skin, or derma. **C. anseri'na**, "goose-flesh;" erection of the papillæ of the skin, as from cold or shock. **C. pen'dula**, "hanging skin;" abnormal flabbiness of the skin. **C. testa'cea**, "shelly skin;" general seborrhea. **C. unctuo'sa**, "greasy skin;" seborrhea. **C. ve'ra**, "true skin;" the derma or corium.

Cutisector (ku'te-sek-tor) [L. *cu'tis* skin + *sec'tor* cutter]. An instrument for removing bits of skin.

Cutitis (ku-ti'tis). Dermatitis, or inflammation of the skin.

Cutization (ku-tiz-a'shun). The change of exposed mucous membrane into true skin.

Cutol (ku'tol). Aluminum borotannate; a proprietary antiseptic and astringent preparation containing boric and tannic acids with aluminum salt: used in skin-diseases.

Cuvier's duct (koo've-āz). See *Duct*.

Cy. Symbol for cyanogen.

Cyanalcohol (si-an-al'ko-hol). Same as *Cyanhydrin*.

Cyanhydrin (si-an-hi'drin). An alcohol in which the hydrogen is replaced by cyanogen.

Cyanemia (si-an-e'me-ah) [Gr. κύανος blue + αἷμα blood]. Bluishness of the blood, as in cyanosis.

Cyanephidrosis (si''an-ef-id-ro'sis) [Gr. κύανος blue + ἐφίδρωσις sweat]. The excretion of bluish sweat.

Cyanhemoglobin (si''an-hem-o-glo'bin). A compound formed in the blood by the action of hydrocyanic acid on hemoglobin. It gives the blood a bright red color.

Cyanhidrosis (si''an-hid-ro'sis). Same as *Cyanephidrosis*.

Cyanic acid (si-an'ik). See *Acid*.

Cyanid (si'an-id). Any binary compound of cyanogen.

Cyanochroia (si''an-o-kroi'ah) [Gr. κύανος blue + χροιά color]. Bluishness of the skin; cyanosis.

Cyanoderma (si''an-o-der'mah) [Gr. κύανος blue + δέρμα skin]. Blue discoloration of the skin.

Cyanogen (si-an'o-jen) [Gr. κύανος blue + γεννᾶν to produce]. The halogen radical CN; also C_2N_2 (dicyanogen), the latter an exceedingly poisonous gas.

Cyanomycosis (si''an-o-mi-ko'sis) [Gr. κύανος blue + μύκης fungus]. The development of *Micrococ'cus pyocya'neus* in pus.

Cyanopathy (si-an-op'ath-e) [Gr. κύανος blue + πάθος disease]. Cyanosis.

Cyanophil (si'an-o-fil). 1. Cyanophilous. 2. A cell or other histologic element readily stainable with blue.

Cyanophilous (si-an-of'il-us) [Gr. κύανος blue + φιλεῖν to love]. Stainable with blue dyes.

Cyanophose (si'an-o-fōz) [Gr. κύανος blue + φώς light]. A blue phose.

Cyanopia, Cyanopsia (si-an-o'pe-ah, si-an-op'se-ah) [Gr. κύανος blue + ὤψ eye]. Vision in which all objects appear to be blue.

Cyanosed, Cyanotic (si'an-ōzd, si-an-ot'ik). Affected with or pertaining to cyanosis.

Cyanosis (si-an-o'sis) [Gr. κύανος blue]. 1. Blueness of the skin, often due to cardiac malformation causing insufficient oxygenation of the blood. 2. Any bluish discoloration of the skin.

Cyanurin (si-an-u'rin) [Gr. κύανος blue + οὖρον urine]. Indigo-blue found in the urine on the addition of a mineral acid to it.

Cyathus (si'a-thus) [Gr. κύάθος cup]. The canal of the infundibulum cerebri.

Cyclamen (sik'lam-en) [L.]. A genus of primulaceous plants. *C. Europæ'um* has an acrid, cathartic root.

Cyclamin (sik'lam-in). A glucosid, $C_{20}H_{34}O_{10}$, from *Cyc'lamen Europæ'um*: strongly purgative and emetic.

Cyclarthrosis (sik-lar-thro'sis) [Gr. κύκλος circle + *Arthrosis*]. A pivot-joint; a joint which permits rotation: called also *Rotatory diarthrosis* and *Lateral ginglymus*.

Cyclaster scarlitina'lis. A body, supposed to be protozoan, found in the epithelial cells of the epidermis and in the corium in scarlet fever. They are possibly the cause of scarlet fever.

Cyclaste'rion scarlitina'le. A name proposed by Mallory for *Cyclaster scarlitinalis*.

Cycle (si'kl) [Gr. κύκλος circle]. A round or succession of symptoms. **Aberrant c.,** the formation of a communication between the pulmonary and bronchial vessels due to congestion caused by mitral stenosis. **Cardiac c.,** a complete cardiac movement, or heart-beat. The period from the beginning of one heart-beat to the end of another; the systolic and diastolic movement, with the interval between them.

Cyclencephalus (sik-len-sef'al-us) [Gr. κύκλος circle + ἐγκέφαλος brain]. A monster-fetus with the eyes blended into one.

Cyclic (sik'lik) [Gr. κυκλικός]. Pertaining to or occurring in a cycle or cycles.

Cyclicotomy (sik-le-kot'o-me) [Gr. κύκλος circle + τέμνειν to cut]. Division of the ciliary body for the purpose of relieving tension in glaucoma.

Cyclitis (sik-li'tis) [Gr. κύκλος ring]. Inflammation of the ciliary body. **Pure c.,** inflammation of the ciliary body without involvement of the iris.

Cyclocephalus (si-klo-sef'al-us) [Gr. κύκλος circle + κεφαλή head]. A monster in which the eyes are fused into one; a cyclops.

Cyclochoroiditis (si''klo-ko-roid-i'tis) [Gr. κύκλος circle + *Choroid*]. Inflammation of the choroid and of the ciliary body.

Cyclodialysis (si''klo-di-al'is-is) [Gr. κύκλος circle + διάλυσις dissolution]. The operation of forming a communication between the anterior chamber of the eye and the suprachoridal space: done for glaucoma.

Cyclophoria (si-klo-fo're-ah) [Gr. κύκλος circle + φόρος bearing]. Rotational heterophoria; rotation of the eyeball due to insufficiency of the oblique muscles.

Cyclopia (si-klo'pe-ah). The state of a cyclops.

Cycloplegia (si-klo-ple'je-ah) [Gr. κύκλος circle + πληγή stroke]. Paralysis of the ciliary muscle.

Cycloplegic (si-klo-ple'jik). Causing cycloplegia: also a drug so acting.

Cyclops (si'klops) [Gr. κύκλος circle + ὤψ eye]. A fetal monster with one median eye, or two eyes blended.

Cyclopterin (si-klop'ter-in). A protamin derived from the spermatozoa of the lump-sucker, *Cyclop'terus lum'pus*.

Cyclotherapy (si-klo-ther'ap-e) [*Cycle* + θεραπεία treatment]. Use of the bicycle in treatment of disease.

Cyclothymia (si-klo-thim'e-ah) [Gr. κύκλος circle + θυμός mind]. Cyclic insanity.

Cyclothymiac (si-klo-thim'e-ak). 1. Affected with cyclic insanity. 2. A person affected with cyclic insanity.

Cyclotome (sik'lo-tōm). A cutting instrument for use in cyclotomy or other operations upon the eye.

Cyclotomy (si-klot'o-me) [Gr. κύκλος circle + τέμνειν to cut]. Division of or incision into the ciliary muscle.

Cydonin (si-do'nin). A mucilaginous principle, $C_{18}H_{28}O_{14}$, from the seeds and carpels of the quince.

Cydonium (si-do'ne-um) [L.]. The quince; the fruit of *Cydo'nia vulga'ris*; also its mucilaginous seeds and carpels.

Cyesiology (si-e''ze-ol'o-je) [Gr. κύησις pregnancy + λόγος treatise]. The sum of knowledge regarding pregnancy.

Cyesis (si-e'sis) [Gr. κύησις]. Pregnancy.

Cylicotomy (sil-ik-ot'o-me) [Gr. κύλιξ cup + τομή cut]. Surgical division of the ciliary muscle.

Cylinder (sil'in-der). A solid body shaped like a column; especially a cylindric cast or cylindric lens. **Bence-Jones's c's,** cylindric gelatinous bodies forming the contents of the seminal vesicles.

Cylindraxile (sil-in-drak'sil). An axis-cylinder.

Cylindric, Cylindrical (sil-in'drik, sil-in'drik-al). Pertaining to or shaped like a cylinder.

Cylindro-adenoma (sil-in''dro-ad-en-o'mah). A tumor formed by the hyaline degeneration of an adenoma and containing cylindric masses of hyaline matter.

Cylindrocellular (sil-in-dro-sel'u-lar). Composed of or containing cylindrical cells.

Cylindrodendrite (sil-in-dro-den'drīt). Same as *Paraxon*.

Cylindroid (sil-in'droid) [Gr. κυλινδροειδής cylindric]. 1. Somewhat cylindric. 2. A spurious or mucous cast in the urine, of various origin and of various forms, though they are generally ribbon-like.

Cylindroma (sil-in-dro'mah) [Gr. κύλινδρος cylinder]. A variety of myxosarcoma, so called from its somewhat cylindric cells. The tumor is usually seen about the face, and especially in the orbit.

Cylindrosarcoma (sil-in''dro-sar-ko'mah). A tumor containing both cylindromatous and sarcomatous elements.

Cylindruria (sil-in-dru're-ah) [Gr. κύλινδρος cylinder + οὖρον urine]. The presence of cylindroids in the urine.

Cyllin (sil'in). A preparation of creolin.

Cyllosis (sil-lo'sis) [Gr. κύλλωσις]. Club-foot or other like deformity of the foot or leg.

Cymbocephalic, Cymbocephalous (sim''bo-sef-al'ik, sim-bo-sef'al-us) [Gr. κύμβη boat + κεφαλή head]. Having a boat-shaped head.

Cymbocephaly (sim-bo-sef'al-e). The condition of being cymbocephalic.

Cymene (si'mēn). A hydrocarbon, $C_{10}H_{14}$, occurring in the oils of cumin, thyme, and eucalyptus.

Cynanche (si-nan'ke) [Gr. κύων dog + ἄγχειν to choke]. Severe sore throat with threatened suffocation. **C. malig'na,** a gangrenous or putrid sore throat, often diphtheritic or scarlatinal. **C. sublingua'lis,** inflammation of the submaxillary connective tissue. **C. tonsilla'ris.** See *Quinsy*.

Cynanthropy (si-nan'thro-pe) [Gr. κύων dog + ἄνθρωπος man]. Insanity in which the patient considers himself, or behaves like, a dog.

Cynapin (sin'ap-in) [Gr. κύων dog + ἄπιον parsley]. A poisonous crystalline alkaloid from *Æthu'sa cyna'pium*, or fools' parsley.

Cynic (sin'ik) [Gr. κυνικός]. Dog-like. **C. spasm.** See *Spasm*.

Cynobex (si'no-bex) [Gr. κύων dog + βήξ cough]. The barking cough of early youth.

Cynophobia (si-no-fo'be-ah) [Gr. κύων dog + φόβος fear]. Spurious hydrophobia.

Cynurenic acid (sin-u-ren'ik). See under *Acid*.

Cyopin (si'o-pin) [Gr. κύανος blue + πύον pus]. The pigment of blue pus.

Cyperus (si-pe'rus) [L.; Gr. κύπειρος rush]. A genus of grass-like sedges or rushes. See *Adrue*.

Cyphoscoliosis (si-fo-sko-le-o'sis). See *Kyphoscoliosis*.

Cyphosis (si-fo'sis). See *Kyphosis*.

Cyphotic (si-fot'ik). See *Kyphotic*.

Cypridol (sip'rid-ol). A 1 per cent. solution of mercuric iodid in a fixed oil: used in syphilis.

Cypridopathy (sip-rid-op'ath-e) [Gr. κύπρις Venus + πάθος disease]. A venereal disease.

Cypripedin (sip-rip-e'din). A proprietary concentration derived from *Cypripe'dium*. Dose, ½–3 gr. (0.032–0.19 gm.).

Cypripedium (sip-rip-e'de-um) [Gr. κύπρις Venus + πέδιον pudendum]. 1. A genus of orchidaceous plants. 2. The rhizome and root (U. S. P.) of *C. hirsu'tum* and *C. parviflo'rum*. North American plants. It is antispasmodic and nervine, and is used in hysteria, epilepsy, and chorea. Dose, in powder, 15 gr. (1 gm.); of fluidextract, 10–39 min. (0.666–2 c.c.).

Cypriphobia (sip-rif-o'be-ah) [Gr. κύπρις Venus + φόβος fear]. Morbid dread of coitus.

Cyrtograph (sir'to-graf) [Gr. κυρτός bent + γράφειν to record]. A cyrtometer which registers the movements of the chest-wall.

Cyrtometer (sir-tom'e-ter) [Gr. κυρτός bent + μέτρον measure]. A device for use in measuring the curves and curved surfaces of the body.

Cyrtosis (sir-to'sis) [Gr. κύρτωσις]. 1. Same as *Kyphosis*. 2. Distortion of the bones.

Cyst (sist) [Gr. κύστις bladder]. Any sac, normal or other; especially one which contains a liquid or semisolid. **Adventitious c.,** a cyst formed about a foreign body or an exudate. **Allantoic c.,** a form of cystic dilatation of the urachus. **Atheromatous c.,** a sebaceous tumor of the skin having pultaceous contents. **Blood-c.,** a cyst containing extravasated blood. **Boyer's c.,** a painless and gradual enlargement of the subhyoid bursa. **Bursal c.,** a cyst derived from a serous bursa by dilatation. **Chyle-c.,** an abnormal sac of the mesentery containing chyle. **Colloid c.,** a cyst which contains jelly-like material. **Compound c.** Same as *Multilocular c.* **Daughter-c.,** a small cyst developed from the wall of a larger one. **Dentigerous c.,** a cyst containing teeth. **Dermoid c.,** one containing tissues or appendages derived from the epiblast; some examples also contain teratoid remains. **Dilatation-c.,** a cyst formed by dilatation of a previously existing cavity. **Distention-c.,** a collection of watery fluid in a normal, but distended, serous cavity. **Echinococcus-c.,** a cyst formed by the larva of the *Tæ'nia echino'coccus* of the dog, taken into the stomach. **Extravasation-c.,** a cyst formed by hemorrhage into the tissues. **Exudation-c.,** a cyst formed by an exudate collected in a closed cavity. **Follicular c.,** one due to the occlusion of the duct of a follicle or small gland. **Gartnerian c.,** a cystic tumor developed from Gartner's duct. **Gas-c.,** a small cyst filled with gas, of bacterial origin. **Hydatid c.,** an echinococcus-cyst. **Inclusion-c.,** one formed by the inclusion of a small portion of the epiblast within the mesoblast. **Involution-c.,** a multiple cystic dilatation of the milk-ducts after the menopause. It is not always malignant, but may result in cancer. **Meibomian c.** See *Chalazion*. **Mucous c.,** a retention-cyst which contains mucus. **Multilocular c.,** a cyst containing many loculi or spaces, which usually are endogenous daughter-cysts. **Neural c.,** a cyst-like dilatation of a ventricle or lymph-space of the brain or spinal cord. **Nevoid c.,** an abnormal cyst with vascular walls. **Pancreatic c.,** a retention-cyst of the pancreatic duct. **Paranephric c.,** a cyst of the fatty tissue surrounding the kidney. **Piliferous c.,** a dermoid cyst containing hair. **Proliferous c.,** a cyst which produces multiple daughter-cysts; often malignant. **Psorospermal c.,** a cyst containing psorosperms. **Retention-c.,** one which is caused by the retention of the secretion of a gland. **Sebaceous c.,** the retention-cyst of a sebaceous gland. **Seminal c.,** a cyst containing semen. **Serous c.,** a cyst containing a thin liquid or serum. **Sterile c.,** a true hydatid cyst which fails to produce brood-capsules. **Sublingual c.** Same as *Ranula*. **Subsynovial c.,** one caused by the distention of a synovial follicle. **Synovial c.,** a distended synovial bursa or tendon-sheath. **True c.,** any cyst not normal and not formed by the dilatation of a passage or cavity. **Unilocular c.,** a cyst containing but one cavity. **Wolffian c.,** a cyst of the broad ligaments of the uterus, regarded as developed from vestiges of the Wolffian body.

Cystadenoma (sis''tad-e-no'mah) [*Cyst* + *Adenoma*]. Adenoma which has undergone a cystic degeneration. **C. adamanti'num.** See *Adamantoma*.

Cystadenosarcoma (sis-tad″en-o-sar-ko′mah). Cystadenoma blended with sarcoma.

Cystalgia (sis-tal′je-ah) [Gr. κύστις cyst + ἄλγος pain]. Pain in the bladder.

Cystamin (sis-tam′in). A urinary antiseptic useful in cystitis, phosphaturia, and gout. Dose, 5–10 gr. (0.333–0.666 gm.).

Cystatrophia (sist-at-ro′fe-ah) [Gr. κύστις bladder + ἀτροφία atrophy]. Atrophy of the bladder.

Cystauchenitis (sis″taw-ken-i′tis) [Gr. κύστις bladder + αὐχήν neck]. Inflammation of the neck of the bladder.

Cystauchenotomy (sist″aw-ken-ot′o-me) [Gr. κύστις bladder + αὐχήν neck + τομή cut]. Surgical incision of the neck of the bladder.

Cystectasia, Cystectasy (sis-tek-ta′se-ah, sis-tek′-ta-se) [Gr. κύστις bladder + ἔκτασις dilatation]. Slitting of the membranous portion of the urethra and dilatation of the neck of the bladder for the extraction of stone.

Cystectomy (sis-tek′to-me) [Gr. κύστις bladder + ἐκτομή excision]. 1. Excision of a cyst. 2. Excision of a bladder, especially the gall-bladder.

Cystein (sis-te′in). Amidothiolactic acid or α-amido-α-thiopropionic acid, $CH_3—\underset{\displaystyle NH_2}{\overset{|}{C}}—\underset{\displaystyle SH}{\overset{|}{C}}OOH$.

A compound derivable from cystin. It is sometimes found in the urine, and is a product of proteid metabolism.

Cystelcosis (sis-tel-ko′sis) [Gr. κύστις bladder + ἕλκωσις ulceration]. Ulceration of the bladder.

Cystencephalus (sis-ten-sef′al-us) [Gr. κύστις bladder + ἐγκέφαλον brain]. A fetal monster with a membranous sac in place of a brain.

Cystendesis (sis-ten-de′sis) [Gr. κύστις bladder + ἔνδησις suturation]. Suturation of a wound of the gall-bladder or of the urinary bladder.

Cysterethism (sis-ter′eth-izm) [Gr. κύστις bladder + ἐρεθισμός erethism]. Irritability of the bladder.

Cysthypersarcosis (sist-hi″per-sar-ko′sis) [Gr. κύστις cyst + ὑπέρ over + σάρκωσις growth of flesh]. A thickening of the muscular coat of the bladder.

Cystic (sis′tik) [Gr. κύστις bag]. Pertaining to a cyst or to the urinary bladder.

Cysticercosis (sis-te-ser-ko′sis). The condition of being infected with cysticerci.

Cysticercus (sis-te-sur′kus) pl. *cysticer′ci* [Gr. κύστις bladder + κέρκος tail]. A larval form or scolex of the tapeworm. See *Hydatid*. **C. acantho′trias,** a species found in the dura mater of the human brain. **C. bo′vis,** the larva of *Tæ′nia sagina′ta,* found in the muscles of the ox. **C. cellulo′sæ,** the larva of *Tæ′nia so′lium,* or tapeworm of man. It is found in the muscles of the pig. **C. tenuico′lis,** a hydatid found in the abdominal cavity of swine, sheep, and occasionally of man. It is the larva of *Tæ′nia margina′ta* of the dog.

Cysticolithectomy (sis″tik-o-lith-ek′to-me) [Gr. κύστις bladder + λίθος stone + ἐκτομή excision]. Removal of stone from the gall-bladder by an incision through the cystic duct.

Cysticotomy (sis-tik-ot′om-e) [*Cystic* duct + Gr. τομή a cutting]. Incision into the cystic duct.

Cystidolaparotomy (sis″tid-o-lap-ar-ot′om-e) [*Cyst* + *Laparotomy*]. Incision of the bladder through the abdominal wall.

Cystidotrachelotomy (sis″tid-o-trak-el-ot′o-me) [Gr. κύστις bladder + τράχηλος neck + τομή a cut]. Incision of the neck of the bladder.

Cystifellotomy (sis″te-fel-lot′o-me) [Gr. κύστις bladder + *fel* bile + τέμνειν to cut]. Cholecystotomy.

Cystiform (sis′tif-orm) [L. *cys′tis* cyst + *for′ma* form]. Having the form or appearance of a cyst.

Cystin (sis′tin). A crystalline principle, $C_3H_6NSO_2$, from urine: it forms a soft variety of urinary calculus called *Cystin-calculus.*

Cystinemia (sis-tin-e′me-ah) [*Cystin* + Gr. αἷμα blood]. Presence of cystin in the blood.

Cystinuria (sis-tin-u′re-ah) [*Cystin* + *Urine*]. The occurrence of cystin in the urine.

Cystitis (sis-ti′tis). Inflammation of the bladder. **Acute catarrhal c.** is excited by injuries, irritation of foreign bodies, gonorrhea, etc., and is marked by burning in the bladder, pain in the urethra, and painful micturition. **Chronic c.** is due to a neglected acute c. The symptoms are the same as those of the acute form, but are milder in character, and the disease is attended by increasing depreciation of health. **Croupous c., Diphtheritic c.** is due to diphtherial infection, and is marked by the presence of false membrane. **Exfoliative c.,** cystitis with sloughing of the mucous membrane of the bladder. **C. papillomato′sa,** c. located at the trigone of the bladder and marked by the presence of villi springing from an inflamed mucous membrane.

Cystitome (sis′te-tōm) [Gr. κύστις bladder + τέμνειν to cut]. An instrument for opening the sac of the lens of the eye.

Cystitomy (sis-tit′o-me) [Gr. κύστις sac + τέμνειν to cut]. The surgical division of the capsule of the lens.

Cysto-adenoma (sis″to-ad-en-o′mah). A tumor containing cystic and adenomatous elements.

Cystoblast (sis′to-blast) [Gr. κύστις cyst + βλαστός germ]. The layer of cells that lines the amniotic cavity of the early embryo on the side of the enveloping layer.

Cystocarcinoma (sis″to-kar-sin-o′mah). Carcinoma affected with cystic degeneration.

Cystocele (sis′to-sēl) [Gr. κύστις cyst + κήλη tumor]. Hernial protrusion of a knuckle of the urinary bladder.

Cystocolostomy (sis″to-ko-los′to-me) [Gr. κύστις cyst + *Colostomy*]. The surgical creation of a permanent passage from the bladder to the colon.

Cystodynia (sis-to-din′e-ah) [Gr. κύστις bladder + ὀδύνη pain]. Pain in the urinary bladder.

Cysto-elytroplasty (sis″to-el-it′ro-plas-te) [Gr. κύστις bladder + ἔλυτρον sheath + πλάσσειν to form]. Surgical repair of vesicovaginal injuries.

Cysto-enterocele (sis-to-en′ter-o-sēl). Hernia of a portion of the bladder and of the intestine.

Cysto-epiplocele (sis″to-ep-ip′lo-sēl). Hernia containing a portion of the bladder and of the omentum.

Cysto-epithelioma (sis″to-ep-e-the-li-o′mah). A tumor containing cystic and epitheliomatous elements.

Cystofibroma (sis″to-fi-bro′mah) [L.]. Fibroma containing cysts.

Cystogen (sis′to-jen). A white powder, $C_6H_{12}N_4$, used as a germicide in gonorrhea, cystitis, and kidney-diseases. Dose, 5 gr. (0.333 gm.).

Cystoid (sis′toid) [Gr. κύστις bladder + εἶδος form]. 1. Resembling a cyst. 2. A cyst-like, circumscribed collection of softened material, differing from a true cyst in having no enclosing capsule.

Cystolith (sis′to-lith) [Gr. κύστις bladder + λίθος stone]. A urinary calculus.

Cystolithectomy (sis″to-lith-ek′to-me) [Gr. κύστις cyst + λίθος stone + ἐκτομή excision]. The excision of a gall-stone from the gall-bladder.

Cystolithic (sis-to-lith′ik). Pertaining to urinary calculi.

Cystolutein (sis-to-lu′te-in) [Gr. κύστις cyst + L. *lu′teus* yellow]. A yellow pigment from certain ovarian cysts.

Cystoma (sis-to′mah) [Gr. κύστις cyst]. A tumor containing cysts of pathologic origin; a cystic tumor.

Cystomatitis (sis″to-mat-i′tis). Inflammation of one or more of the cysts of a cystoma.

Cystomyoma (sis″to-mi-o′mah). Cystoma blended with myoma.

Cystomyxo-adenoma (sis″to-mix-o-ad-en-o′mah). Cystomyxoma blended with adenoma.

Cystomyxoma (sis″to-mix-o′mah). Myxoma which has undergone cystic degeneration.

Cystonephrosis (sis″to-nef-ro′sis) [Gr. κύστις cyst + νεφρός kidney]. Cystiform dilatation or enlargement of the kidney.

Cystoneuralgia (sis″to-nu-ral′je-ah) [Gr. κύστις bladder + *Neuralgia*]. Neuralgia of the bladder.

Cystoparalysis (sis″to-par-al′is-is). Paralysis of the bladder.

Cystopexy (sis′to-pex-e) [Gr. κύστις bladder + πῆξις fixation]. Cure of cystocele by fixing the bladder to the abdominal wall.

Cystophotography (sis″to-fo-tog′raf-e). The photographing of the inside of the bladder.

Cystoplasty (sis′to-plas-te) [Gr. κύστις bladder + πλάσσειν to mould]. The plastic surgery of the bladder.

Cystoplegia (sis-to-ple′je-ah) [Gr. κύστις bladder + πλήγη stroke]. Paralysis of the bladder.

Cystoptosis (sis-top-to′sis) [Gr. κύστις cyst + πτῶσις a falling]. Prolapse of a part of the inner coat of the bladder into the urethra.

Cystopurin (sis-to-pu′rin). A proprietary urinary antiseptic, being a double salt of hexamethylenamin and sodium acetate.

Cystopyelitis (sis″to-pi-el-i′tis) [Gr. κύστις bladder + *Pyelitis*]. Cystitis complicated with pyelitis.

Cystopyelonephritis (sis″to-pi″el-o-nef-ri′tis) [Gr. κύστις bladder + πύελος pelvis + νέφρον kidney + *-itis,* inflammation]. Combined inflammation of the bladder and of the pelvis of the kidney.

Cystorectostomy (sis″to-rek-tos′to-me) [Gr. κύστις bladder + L. *rec′tum* straight gut + Gr. τέμνειν to cut]. The formation of an artificial passage between the rectum and the bladder.

Cystorrhagia (sis-to-ra′je-ah) [Gr. κύστις bladder + ῥηγνύναι to burst forth]. Hemorrhage from the bladder.

Cystorrhaphy (sis-tor′raf-e) [Gr. κύστις bladder + ῥαφή suture]. The suturation of the bladder.

Cystorrhea (sis-tor-re′ah) [Gr. κύστις bladder + ῥοία flow]. Catarrh of the bladder.

Cystosarcoma (sis″to-sar-ko′mah). Sarcoma with contained cysts.

Cystoschisis (sis-tos′kis-is) [Gr. κύστις bladder + σχίσις fissure]. Fissure of the bladder.

Cystoscirrhus (sis-to-skir′us) [Gr. κύστις bladder + σκιρρός hard]. Hard cancer of the bladder.

Cystoscope (sis′to-skōp) [Gr. κύστις bladder + σκοπεῖν to inspect]. An endoscope for examining the interior of the bladder.

Cystoscopy (sis-tos′ko-pe). Examination of the bladder with the cystoscope.

Cystosin (sis′to-sin). Dithio-diamido-ethydene lactic acid, a proteid substance derivable from nuclein and sometimes found in urinary sediment.

Cystospasm (sis′to-spazm) [Gr. κύστις bladder + σπασμός spasm]. Spasm of the bladder.

Cystospermitis (sis″to-sper-mi′tis) [Gr. κύστις bladder + σπέρμα semen]. Inflammation of a seminal vesicle.

Cystostomy (sis-tos′to-me) [Gr. κύστις bladder + στόμα opening]. The formation of an opening into the bladder.

Cystotome (sis′to-tōm) [Gr. κύστις bladder + τέμνειν to cut]. 1. An instrument for incising the bladder. 2. Same as *Cystitome.*

Cystotomy (sis-tot′o-me). The operation of making an incision into the bladder.

Cystotrachelotomy (sis″to-tra-kel-ot′o-me) [Gr. κύστις bladder + τράχελος neck + τομή cut]. Surgical incision of the neck of the bladder.

Cysto-ureteritis (sis″to-u′re-ter-i′tis). Inflammation of the bladder and ureters.

Cysto-ureteropyelonephritis (sis″to-u-re-te-ro-pi-el-o-nef-ri′tis). Combined inflammation of the bladder, ureters, and pelvis of the kidney.

Cysto-urethritis (sis″to-u-reth-ri′tis). Inflammation of the bladder and urethra.

Cytameba (si-tam-e′bah) [Gr. κύτος cell + *Ameba*]. An ameba occurring within a cell.

Cytase (si′tās) [Gr. κύτος cell + *ase*]. The complement or end-body regarded as a ferment.

Cytaster (si′tas-ter) [Gr. κύτος cell + ἀστήρ star]. Same as *Aster.*

Cythemolysis (si-them-ol′is-is). Same as *Hemocytohysis.*

Cytisin (sit′is-in) [Gr. κύτισος laburnum]. A white, crystalline base, $C_{20}H_{27}N_3O$, from *Cyti′sus Labur′num,* the laburnum-tree of Europe, and others of the same genus: it is a cathartic, diuretic, and emetic poison; its nitrate is given hypodermically. Dose, $\frac{1}{20}$–$\frac{1}{12}$ gr. (0.003–0.0054 gm.).

Cytisism (sit′is-izm). Poisoning by *Cytisus laburnum.*

Cytoblast (si′to-blast) [Gr. κύτος cell + βλαστός germ]. The cell-nucleus.

Cytoblastema (si″to-blas-te′mah) [Gr. κύτος cell + *Blastema*]. The mother-liquid of cells.

Cytochemism (si-to-kem′izm) [Gr. κύτος cell + *Chemism*]. The reaction of the body-cells to antitoxin, producing in the organism specific antitoxic substances.

Cytochrome (si′to-krōm) [Gr. κύτος cell + χρῶμα color]. A nerve-cell having an ill-developed cell-body, in which the stained nucleus appears to be completely surrounded, and does not exceed in size the nucleus of a leukocyte.

Cytochylema (si″to-ki-le′mah) [Gr. κύτος cell + χυλός juice]. The more fluid part, or ground-substance, of the cell-protoplasm, as opposed to that of the nucleus.

Cytoclasis (si-to-kla′sis) [Gr. κύτος cell + κλασις destruction]. The destruction of cells.

Cytocyst (si′to-sist) [Gr. κύτος cell + κύστις cyst]. A cyst-like structure enclosing a mass of merozoites, being the remains of the host-cell in which the merozoites were formed.

Cytode (si′tōd) [Gr. κύτος cell + εἶδος form]. A non-nucleated cell or cell-element.

Cytodendrite (si-to-den′drīt) [Gr. κύτος cell + *Dendrite*]. Any dendrite other than an axodendrite; a dendrite given off from the cell itself, as distinguished from an *axodendrite.*

Cytodiagnosis (si″to-di-ag-no′sis) [Gr. κύτος cell + *Diagnosis*]. Diagnosis of disease by examining the cell-contents of effusions into the serous cavities of the body.

Cytodieresis (si″to-di-er′es-is) [Gr. κύτος cell + διαίρεσις division]. Indirect cell-division.

Cytodistal (si-to-dis′tal) [Gr. κύτος cell + *Distal*]. Remote from the cell of origin.

Cytofin (si'to-fin). One of the alloxur-bases allied to thymin.

Cytogenesis (si-to-jen'es-is) [Gr. κύτος cell + γένεσις origin]. The development of the cell.

Cytogenic (si-to-jen'ik). Of, or pertaining to, cytogenesis.

Cytogenous (si-toj'en-us) [Gr. κύτος cell + γεννᾶν to produce]. Producing cells.

Cytoglobin (si-to-glo'bin) [Gr. κύτος cell + *Globin*]. A proteid substance from white blood-corpuscles. It is also obtainable from lymph-glands.

Cytohyaloplasm (si-to-hi'al-o-plazm) [Gr. κύτος cell + ὕαλος transparent + πλάσμα plasm]. The reticular substance of cell-protoplasm.

Cytoid (si'toid) [Gr. κύτος cell + εἶδος form]. Resembling a cell.

Cytologic (si-to-loj'ik). Pertaining to cytology.

Cytology (si-tol'o-je) [Gr. κύτος cell + λόγος treatise]. The scientific study of cells, their structure, and functions.

Cytolymph (si'to-limf) [Gr. κύτος cell + *Lymph*]. See *Paraplasm*.

Cytolysin (si-tol'is-in). A substance or antibody which produces dissolution of cells. Cytolysins which have a specific action for certain cells are named accordingly, as hemolysins, etc.

Cytolysis (si-tol'is-is) [Gr. κύτος cell + λύσις dissolution]. The dissolution or destruction of cells.

Cytolytic (si-to-lit'ik). Pertaining to or causing cytolysis.

Cytoma (si-to'mah) [Gr. κύτος cell + ομα tumor]. A cell-tumor, as a sarcoma.

Cytometer (si-tom'et-er) [Gr. κύτος cell + μέτρον measure]. A device for counting and measuring cells.

Cytomicrosome (si-to-mik'ro-sōm) [Gr. κύτος cell + *Microsome*]. A microsome of chromatin found in cytohyaloplasm.

Cytomitome (si-to-mi'tōm) [Gr. κύτος cell + μίτος thread]. A fibril or fibrillary structure of the spongioplasm.

Cytomorphosis (si''to-mor-fo'sis) [Gr. κύτος cell + μορφωσις transformation]. The series of changes through which cells go in the process of formation, development, decay, etc.

Cytophagous (si-tof'a-gus) [Gr. κύτος cell + φαγεῖν to eat]. Devouring or consuming cells.

Cytophagy (si-tof'aj-e). The absorption of cells by other cells.

Cytophil (si'to-fil) [Gr. κύτος cell + φιλεῖν to love]. Having an affinity for cells; as the C. group of molecules of an amboceptor.

Cytophysics (si-to-fiz'iks). The physics of cell activity.

Cytophysiology (si''to-fiz-e-ol'o-je) [Gr. κύτος cell + *Physiology*]. The physiology of the cell.

Cytoplasm (si'to-plazm) [Gr. κύτος cell + πλάσμα plasm]. The protoplasm of the cell-body.

Cytoplasmic (si-to-plaz'mik). Pertaining to or contained in the cytoplasm.

Cytoproximal (si-to-prok'sim-al) [Gr. κύτος cell + *Proximal*]. Nearest to the cell of origin.

Cytoreticulum (si''to-re-tik'u-lum) [Gr. κύτος cell + L. *retic'ulum* network]. A fibrillar network of spongioplasm.

Cytorrhyctes (si-tor-rik'tēz) [Gr. κύτος cell + ὀρύσσειν to dig]. A genus of protozoan organisms resembling *Ameba*. Some authorities believe that cytorrhyctes is merely a product of cell-degeneration. **C. aphtha'rum**, a species thought to be concerned in the etiology of foot-and-mouth disease. **C. lu'is**, a species found in the blood in certain cases of syphilis. **C. scarlati'næ**, a species thought to be the causative agent in scarlatina. **C. vaccin'iæ**, a species found in the lesions of small-pox and thought to be concerned in the etiology of that disease. **C. vari'olæ** occurs in the epithelial cells of the vesicles of variola, and is thought to be the etiologic factor in that disease.

Cytoscopy (si-tos'ko-pe) [Gr. κύτος cell + σκοπεῖν to examine]. Examination of cells.

Cytosin (si'to-sin). A base, $C_{21}H_{39}N_{16}O_4+5H_2O$, derived from adenylic acid.

Cytosis (si-to'sis) [Gr. κύτος cell]. A term used by Arneth to denote the condition of the nucleus of a leukocyte. According to the condition or characteristics of the nucleus there are distinguished *isocytosis*, *anisocytosis*, *hypercytosis*, *hypocytosis*, and *normocytosis*.

Cytosome (si'to-sōm) [Gr. κύτος cell + σῶμα body]. The body of a cell apart from its nucleus.

Cytospongium (si-to-spon'je-um) [Gr. κύτος cell + σπόγγος sponge]. The cell network or spongioplasm.

Cytostasis (si-tos'tas-is) [Gr. κύτος cell + στάσις halt]. The closure of capillaries by white blood-corpuscles in the early stages of inflammation.

Cytostome (si'to-stōm) [Gr. κύτος cell + στόμα mouth]. The cell-mouth; the mouth aperture of certain protozoa.

Cytotactic (si-to-tak'tik). Pertaining to cytotaxis.

Cytotaxis (si-to-taks'is) [Gr. κύτος cell + τάξις arrangement]. The selection and arranging function of the cells.

Cytotherapy (si-to-ther'ap-e) [Gr. κύτος cell + θεραπεία treatment]. Treatment by the administration of animal cells.

Cytothesis (si-toth'es-is) [Gr. κύτος cell + θέσις placing]. The restitution of injured cells to their normal condition.

Cytotoxic (si-to-toks'ik). Having the action of a cytotoxin.

Cytotoxin (si-to-toks'in) [Gr. κύτος cell + *Toxin*]. A toxin or antibody which has a specific toxic action upon cells of special organs. Cytotoxins are named according to the special variety of cell for which they are specific; as nephrotoxin.

Cytozoic (si-to-zo'ik) [see *Cytozoon*]. Living within or attached to cells: said of parasites.

Cytozoon (si-to-zo'on), pl. *cytozo'a* [Gr. κύτος cell + ζῷον animal]. A protozoan parasite inhabiting a cell or having the structure of a simple cell.

Cytula (sit'u-lah). The impregnated ovum.

Cyturia (si-tu're-ah) [Gr. κύτος cell + οὖρον urine]. Presence of cells of any sort in the urine.

Czermak's spaces (chār'mahks). See *Space*.

Czerny-Lembert suture (chār'ne-lahm-bār). See *Suture*.

Czerny's suture (chār'nēz). See *Suture*.

D.

D stands for *dosis*, "dose;" *da*, "give;" *detur*, "let it be given;" *dexter*, "right;" and for *density*, *died*, *didymium*, *diopter*, and *duration*.

Da Costa's disease. Retrocedent gout.

Dacrocystitis (dak''ro-sis-ti'tis). Same as *Dacryocystitis*.

Dacryadenalgia (dak''re-ad-en-al'je-ah) [Gr. δάκρυ tear + ἀδήν gland + ἄλγος pain]. Pain in a lacrimal gland.

Dacryadenitis (dak''re-ad-en-i'tis) [Gr. δάκρυ tear + ἀδήν gland + -ιτις inflammation]. Inflammation of a lacrimal gland.

Dacryadenoscirrhus (dak''re-ad-en-o-skir'us) [Gr. δάκρυ tear + ἀδήν gland + σκίρρος scirrhus]. Scirrhus of a lacrimal gland.

Dacryagogatresia (dak''re-ag-o-gat-re'ze-ah) [Gr. δάκρυ tear + ἀγωγός leading + *Atresia*]. Atresia, imperforation, or closure of a tear-duct.

Dacryagogue (dak're-ag-og) [L. *dacryago'gus*; Gr. δάκρυ tear + ἀγωγός leading]. 1. Provoking a flow of tears. 2. Serving as a channel for tears. 3. A substance or agent which causes a flow of tears.

Dacrycystalgia (dak''re-sis-tal'je-ah) [Gr. δάκρυ tear + κύστις sac + ἄλγος pain]. Pain in a dacryocyst.

Dacryelcosis (dak''re-el-ko'sis) [Gr. δάκρυ tear + ἕλκωσις ulceration]. Ulceration of the lacrimal apparatus.

Dacryo-adenitis (dak''re-o-ad-en-i'tis). Same as *Dacryadenitis*.

Dacryoblennorrhea (dak''re-o-blen-or-re'ah) [Gr. δάκρυον tear + *Blennorrhea*]. Mucous discharge from the tear-ducts, as in chronic dacryocystitis.

Dacryocele (dak're-o-sēl) [Gr. δάκρυ tear + κήλη hernia]. Hernial protrusion of the lacrimal sac.

Dacryocyst (dak're-o-sist) [Gr. δάκρυον tear + κύστις bag]. The lacrimal sac, or tear-sac.

Dacryocystalgia (dak''re-o-sis-tal'je-ah). See *Dacrycystalgia*.

Dacryocystitis (dak''re-o-sis-ti'tis). Inflammation of the tear-sac; especially an acute suppurative inflammation of the submucous tissue, with painful swelling and discharge of pus. **Chronic d.** See *Dacryocystoblennorrhea*.

Dacryocystitome (dak''re-o-sis'tit-ōm) [*Dacryocyst* + Gr. τομή cut]. An instrument for incising lacrimal strictures.

Dacryocystoblennorrhea (dak''re-o-sis''to-blen-or-re'ah) [*Dacryocyst* + *Blennorrhea*]. Chronic dacryocystitis, a chronic catarrhal inflammation of the lacrimal sac, due to stricture of the nasal duct, with consequent decomposition of the tears.

Dacryocystocele (dak''re-o-sis'to-sēl) [*Dacryocyst* + Gr. κήλη hernia]. Protrusion of the lacrimal sac.

Dacryocystoptosis (dak''re-o-sis-top-to'sis) [Gr. δάκρυον tear + κύστις sac + πτῶσις fall]. Prolapse or downward displacement of the tear-sac.

Dacryocystotome (dak''re-o-sis'to-tōm) [Gr. δάκρυον tear + κύστις sac + τομή cut]. An instrument for cutting or piercing the lacrimal sac.

Dacryocystotomy (dak''re-o-sis-tot'o-me). Surgical puncture of the tear-sac.

Dacryohemorrhea, Dacryohæmorrhœa (dak''re-o-hem-or-re'ah) [Gr. δάκρυ tear + αἷμα blood + ῥοία flow]. The discharge of bloody tears.

Dacryolin (dak're-o-lin). An albuminous substance found in tears.

Dacryolite, Dacryolith (dak're-o-līt, dak're-o-lith) [Gr. δάκρυον tear + λίθος stone]. A calculous concretion in the lacrimal apparatus; tear-stone, or lacrimal calculus.

Dacryolithiasis (dak''re-o-lith-i'as-is) [Gr. δάκρυον tear + *Lithiasis*]. The formation of lacrimal calculi, or tear-stones.

Dacryoma (dak-re-o'mah) [Gr. δακρύειν to weep]. 1. Obstruction of an inner tear-duct, causing a lacrimal tumor; or the tumor so caused. 2. Closure of a punctum lacrimale, with consequent overflow of tears.

Dacryon (dak're-on) [Gr. δάκρυον tear]. A cranial point at the juncture of the lacrimal, frontal, and upper maxillary bones; the lacrimal point.

Dacryops (dak're-ops) [Gr. δάκρυ tear + ὤψ eye]. 1. A watery state of the eye. 2. Distention of a tear-duct by a contained fluid.

Dacryopyorrhea (dak''re-o-pi-or-re'ah) [Gr. δάκρυον tear + πύον pus + ῥοία flow]. Discharge of pus mixed with tears.

Dacryopyosis (dak''re-o-pi-o'sis) [Gr. δάκρυον tear + πύωσις suppuration]. Suppuration of the lacrimal apparatus.

Dacryorrhea (dak''re-or-re'ah) [Gr. δάκρυον tear + ῥοία flow]. Morbid or too profuse flow of tears.

Dacryosolenitis (dak''re-o-so-len-i'tis) [Gr. δάκρυον tear + σωλήν duct]. Inflammation of a lacrimal or nasal duct.

Dacryostenosis (dak''re-o-sten-o'sis) [Gr. δάκρυον tear + στένωσις narrowing]. Stricture or narrowing of a lacrimal duct.

Dacryosyrinx (dak''re-o-si'rinx) [Gr. δάκρυον tear + σύριγξ pipe]. 1. Lacrimal fistula. 2. Syringe for lacrimal ducts.

Dacryuria (dak-re-u're-ah) [Gr. δάκρυον tear + οὖρον urine]. Involuntary discharge of urine accompanied by weeping: seen in hysteria, etc.

Dactyl (dak'til) [Gr. δάκτυλος]. 1. A digit; a finger or toe. 2. The fruit of the date.

Dactylion, Dactylium (dak-til'e-on, dak-til'e-um) [Gr. δάκτυλος finger]. Webbing together or union of fingers.

Dactylitis (dak-til-i'tis) [Gr. δάκτυλος finger]. Inflammation of a finger or toe. **D. syphilit'ica**, syphilitic inflammation of a finger or toe.

Dactylius aculea'tus (dak-til'e-us). An animal parasite which has been detected in human urine.

Dactylocampsodynia (dak''til-o-kamp''so-din'e-ah) [Gr. δάκτυλος finger + κάμψις bend + ὀδύνη pain]. Painful flexure of the fingers.

Dactylogram (dak-til'o-gram) [Gr. δάκτυλος finger + γράμμα mark]. A finger-print taken for purposes of identification.

Dactylogryposis (dak''til-o-grip-o'sis) [Gr. δάκτυλος finger + γρύπωσις curve]. A permanent bending of the fingers.

Dactylology (dak-til-ol'o-je) [Gr. δάκτυλος finger + λόγος discourse]. Conversation or talking by means of signs made with fingers.

Dactylolysis (dak-til-ol'is-is) [Gr. δάκτυλος finger + λύσις a loosening]. Spontaneous loss of fingers and toes, as in ainhum or in leprosy.

Dactyloscopy (dak-til-os'ko-pe) [Gr. δάκτυλος finger + σκοπεῖν to examine]. Examination of finger-prints for purposes of identification.

Dactylospasm (dak'til-o-spazm) [Gr. δάκτυλος finger + σπασμός spasm]. Spasm or cramp of a finger or toe.

Dactylosymphysis (dak"til-o-sim'fis-is) [*Dactyl* + *Symphysis*]. A growing together of fingers or toes; syndactylism.

Dæmonomania (de"mo-no-ma'ne-ah). See *Demonomania.*

Daffy's elixir (daf'ĕz). Compound tincture of senna.

Dahlia (dahl'yah). A violet coal-tar dye consisting of ethyl and methyl derivatives of rosanilin. Called also *Hoffmann's violet.*

Dahlin (dah'lin). A reddish-purple anilin dye, formed by treating mauvein with ethyl iodid.

Dakryon (dak're-on). See *Dacryon.*

Dalmatian powder (dal-ma'shan). See *Pyrethrum.*

Daltonism (dawl'ton-izm). Same as *Color-blindness.*

Dalton's law (dawl'tnz). See *Law.*

Dam (dam). Sheet India rubber used in dentistry and surgery to keep fluids in their place. Called also *Rubber dam.*

Damalic acid (dam-al'ik). See *Acid.*

Damaluric acid (dam-al-u'rik). See *Acid.*

Damascein (dam-as-e'in). An alkaloid, $C_9H_{11}NO_3$, in yellow prisms, derived from the plant, *Nigella damascena.*

Damiana (dah-me-ah'nah). The leaves of *Turnera microphylla* and *Haplopappus discoideus*, Mexican plants: said to be tonic, analeptic, diuretic, and aphrodisiac.

Dammar (dam'mar). A transparent resin of *Dammara orientalis, D. alba, Hopea micrantha, H. splendida*, and other trees: used in plasters, in varnishing, and in microscopy. **D. varnish,** a solution of dammar resin in chloroform or benzene, used for mounting microscopic specimens.

Damp (damp). A noxious gas in a mine. **After-d., Black-d., Choke-d.,** carbon dioxid. **Cold-d.,** foggy vapor charged with carbon dioxid. **Fire-d.,** light explosive hydrocarbon gases, chiefly methane, CH_4, found in coal-mines.

Dance, St. Vitus's (dans). See *Chorea.*

Dance's sign (dan'sez). See *Sign.*

Dancing disease (dan'sing). See *Tarantism.* **D. mania,** epidemic chorea. **D. spasm,** saltatory spasm. See *Palmus.*

Dandelion (dan'de-li-on). See *Taraxacum.*

Dandruff (dan'druff). Scales formed upon the scalp, as in pityriasis capitis.

Dandy (dan'de) [Hind.]. A litter for the wounded, used to some extent in armies. **D. fever.** See *Dengue.*

Daniell (dan'yel). A unit of electricity, equal to 1.124 volts.

Danube fever (dan'yūb). See *Fever.*

Daphne (daf'ne) [Gr. δάφνη bay-tree]. A genus of trees and shrubs. *D. gnidium* and *D. Mezereon*, the principal medicinal species, are stimulant, vesicatory, and purgative. See *Mezereum.*

Daphnetin (daf-ne'tin). A crystalline substance, $C_9H_6O_4$, from daphnin.

Daphnin (daf'nin). A volatile, acrid glucosid, $C_{15}H_{16}O_9$, from *Daphne Mezereon.* It has vesicating properties.

Daphnism (daf'nizm). Poisoning by species of *Daphne.*

Darier's disease. See *Psorospermosis.*

D'Arsonvalization (dar"son-val-iz-a'shun). See *Arsonvalization.*

Dartoic, Dartoid (dar-to'ik, dar'toid). Of the nature of a dartos; having a slow, involuntary contractility like that of the dartos. **D. tissue,** tissue like that of the dartos.

Dartos (dar'tos) [Gr. δαρτός skinny]. The reddish, cellular contractile tissue beneath the skin of the scrotum. **Woman's d.,** a layer of unstriped muscular fibers immediately under the skin of the labia majora.

Dartre (dar'ter) [Fr.]. Herpes, or any skin-disease resembling it.

Dartrous (dar'trus). Of, pertaining to, or resembling the dartos.

Darwinian tubercle (dar-win'e-an). See *Tubercle.*

Darwinism (dar'win-izm). The theory of evolution according to which higher organisms have been developed from lower ones through the influence of natural selection.

Date (dāt). Fruit of the date-palm, *Phœnix dactylifera.*

Datum-plane (da'tum-plān). An assumed horizontal plane from which craniometric measurements are taken.

Datura (da-tu'rah). A genus of solanaceous plants. See *Stramonium.*

Daturin (da-tu'rin). An alkaloid of *Datura Stramonium*, acting like atropin, but stronger: said to be a mixture of hyoscyamin and atropin.

Daturism (da-tu'rizm). Poisoning by stramonium.

Daubenton's angle, line, plane (do-bon-tonz'). See *Angle, Line, Plane.*

Daucus (daw'kus) [L.; Gr. δαῦκος carrot]. A genus of umbelliferous plants. *D. Carota*, the carrot. See *Carrot.*

Daughter-cell, -cyst, etc. See *Cell, Cyst,* etc.

Davainea (da-va'ne-ah) [*Davaine*]. A genus of tapeworm. **D. Asiatica** has been found once in man in Asiatic Russia. **D. Madagascarien'sis** occurs in man in Madagascar and neighboring islands.

Day-blindness. Conditions in which the patient sees better in a dim light or by night than in daylight.

Day-mare [L. *incubus vigilantium*]. Incubus occurring when awake, or by day, and resembling night-mare.

Day-nursery. See *Crèche.*

Day-sight. Same as *Night-blindness.*

D. D. Symbol for L. *detur ad*, "let it be given to."

D. D. S. An abbreviation for *Doctor of Dental Surgery.*

De. A Latin particle often signifying *down* or *from:* it is sometimes negative or privative, and frequently intensive.

Deacidification (de-as-id-if-ik-a'shun). The act or art of correcting or destroying acidity or of neutralizing an acid.

Dead (ded). Destitute of life. **D. limb,** the subjective sensation of numbness in a leg.

Deadly night-shade (ded'le). See *Belladonna.*

Deaf (def). Lacking the sense of hearing or not having the full power of hearing. **D.-fields, D.-points, D.-spots,** places near the ear at which the vibration of the tuning-fork is not heard.

Deaf-mute (def-mūt'). A person affected with deaf-mutism; a deaf and dumb person.

Deaf-mutism (def-mu'tism). Condition of being both deaf and dumb.

Deafness (def'nes). Lack or loss, complete or partial, of the sense of hearing. **Base-d.,** deafness to certain low tones. **Boilermakers' d.,** that which is caused by working in places where the sound is very deafening. **Cerebral d.,** that which is due to brain-lesion. **Cerumінous d.,** that which is due to plugs of ear-wax. **Cortical d.,** deafness due to a lesion of cortical brain-substance. **Hysteric d.,** that which may appear or disappear in a hysteric patient without discoverable cause. **Labyrinthine d.,** that which is due to disease of the labyrinth. **Malarial d.,** that which occurs as a result of malarial poisoning. **Mind-d.,** that which is due to some lesion of the brain. **Music-d.,** inability to perceive musical notes; amusia. **Nervous d.,** that which is due to a lesion of the auditory nerve. **Paradoxic d.,** that when the hearing is best during the continuance of a loud noise; paracousia Willisii. **Psychic d., Sensory d., Soul-d.,** same as *Mind-d.* **Throat-d.,** that due to enlarged tonsils or to closure of the Eustachian tube. **Vascular d.** is due to the disease of blood-vessels of the ear. **Word-d.,** disease of the auditory center in which sounds are perceived, but convey no meaning to the mind.

Dealbation (de-al-ba'shun). Bleaching.

Dealcoholization (de-al-ko-hol-is-a'shun). The removal of alcohol from an object; as in microscopic work.

Deamidization (de-am-id-is-a'shun). Liberation of the ammonia from an amid.

Deanesthesiant (de-an-es-the'ze-ant). Anything that will arouse a patient from anesthesia.

Deaquation (de-ak-wa'shun) [L. *de-* from + *aqua* water]. Removal of water from anything; dehydration.

Dearterialization (de-ar-te"re-al-is-a'shun). The conversion of arterial into venous blood.

Dearticulation (de-ar-tik-u-la'shun). Same as *Abarticulation.*

Death (deth). Cessation or extinction of life. **Apparent d.,** condition in which the breathing, heart's action, bodily warmth, and other manifestations of life are very feebly maintained. **Black d.,** old name for an epidemic plague which occurred in Europe in the fourteenth century. **Local d.,** death of a part of the body. **D.-mask,** a plaster cast of the face of a dead person. **Molecular d.,** caries, catastasis, or the last stage of a catabolic process. **D.-rate,** the proportional number of persons who die in a year in a given population. **D.-rattle,** the sound sometimes emitted by the dying, and caused by expulsion of the breath through channels partly filled with mucus. **Somatic d.,** death of the whole body. **D.-struggle,** the semiconvulsive and, in part at least, automatic movements which sometimes occur just before death. **D.-trance,** trance which simulates death.

Debility (de-bil'i-ti). Lack or loss of strength.

Debilitant (de-bil'it-ant) [L. *debilis* weak]. 1. Causing debility. 2. A remedy for too great excitement.

Débove's membrane (da-bōvz'). See *Membrane.*

Débridement (da-brēd-maw') [Fr.]. Division of constricting bands by means of the incision of tissue.

Decagram (dek'ag-ram) [Gr. δέκα ten + *Gram*]. Ten grams, or 154.34 gr. troy.

Decalcification (de"kal-sif-ik-a'shun). 1. The process of removing calcareous matter. 2. Artificial or morbid softening of the teeth.

Decalcify (de-kal'sif-i) [L. *de* privative + *calx* lime + *f*]. To deprive of lime salts.

Decaliter (dek'al-e-ter) [Gr. δέκα ten + *Liter*]. Ten liters, or 610.28 cubic inches.

Decalvant (de-kal'vant). Removing or destroying hair.

Decane (dek'ān) [Gr. δέκα ten]. A hydrocarbon, $C_{10}H_{20}$, from paraffin.

Decantation (de-kan-ta'shun) [L. *de* from + *canthus*, tire of a wheel]. The pouring of a clear supernatant liquid from a sediment.

Decapitation (de-kap-it-a'shun) [L. *de* from + *caput* head]. The removal of the head of a fetus or of a bone.

Decapitator (de-kap'it-a-tor). An instrument for removing the head of a fetus in embryotomy.

Decapsulation (de-kap-su-la'shun). Removal of the capsule; especially removal of the renal capsule. **Renal d.,** in case of chronic Bright's disease.

Decarbonization (de"kar-bon-iz-a'shun). The removal of carbon from the blood in the lungs by the substitution of oxygen for carbon dioxid.

Decay (de'ka') [L. *de* down + *cadere* to fall]. 1. The gradual decomposition of dead organic matter. 2. The process or stage of decline; old age and its effects on mind and body.

Decentration (de-sen-tra'shun) [L. *de* from + *centrum* center]. The act or process of removing from a center.

Decerebration (de"ser-e-bra'shun) [L. *de* from + *cerebrum* cerebrum]. The removal of the brain in performing craniotomy.

Decerebrize (de-ser'e-brīz). To remove the brain in vivisection.

Dechloridation (de-klo-rid-a'shun). The removal of salt from the diet.

Dechloruration (de-klo-ru-ra'shun). The production of decreased excretion of chlorates in the urine brought about by diet.

Decidua (de-sid'u-ah) [L. from *decidere* falling off]. The membranous structure produced in the uterus during gestation and thrown off after parturition. **D. gravidita'tis,** the menstrual decidua during the stage of pregnancy. **D. membra'na, D. reflexa,** the part of decidua which is reflected upon and surrounds the ovum. **D. menstrua'lis,** the hyperemic and swollen mucous membrane of the uterus during the menstrual period. **Ovular d.** See *D. reflexa.* **Placental d.** See *D. serotina.* **D. serot'ina,** the late decidua; the part of the decidua vera which becomes the maternal portion of the placenta. **Uterine d.** See *D. vera.* **D. ve'ra,** the true decidua; the portion of the decidua which lines the uterus.

Decidual (de-sid'u-al). Pertaining to the decidua. **D. cells.** See *Cell.*

Decidualitis (de-sid"u-al-i'tis). A bacterial disease leading to alterations in the decidua.

Deciduitis (de-sid-u-i'tis). Decidual endometritis. See *Endometritis.*

Deciduoma (de-sid-u-o'mah) [*Decidua* + Gr. -ωμα tumor]. An intra-uterine neoplasm containing decidual cells; probably derived from portions of retained decidua after abortion. The tumor may be malignant, and is then called **D. malig'num** and also **Chorio-epithelioma,** on the theory that it is derived from the epithelial structures. **D. malig'num.** See *Syncytioma malignum.*

Deciduosarcoma (de-sid"u-o-sar-ko'mah). Same as *Deciduoma malignum.*

Deciduous (de-sid'u-us) [L. *deciduus*, from *decidere* to fall off]. Not permanent; temporary.

Decigram (des'ig-ram). The tenth part of a gram; 1.544 grains.

Deciliter (des'il-e-ter). One-tenth of a liter, equal to 6.1028 cubic inches.

Decimeter (des'im-e-ter). One-tenth of a meter; 3.937 linear inches.

Decinormal (des-in-or'mal) [L. *decimus* tenth + *norma* rule]. Having one-tenth of the normal or standard strength.

Decipara (des-ip-ar'ah) [L. *decem* ten + *parere*

to produce]. A woman who has borne ten children.

Declination (dek-lin-a′shun) [L. *declina're* to decline]. 1. The angle made with the horizon by any freely suspended magnetic needle. 2. Rotation of the eye about its anteroposterior diameter so that its vertical meridian lies to the temporal (*Positive d.*) or to the nasal side (*Negative d.*) of its proper position.

Declinator (dek′lin-a-tor). An instrument by which parts (as the meninges of the brain) are held aside during an operation.

Decline (de-klīn′). 1. The period or stage of the abatement of a disease or paroxysm. 2. Any wasting disease, especially pulmonary tuberculosis.

Declive (de-klīv′) [Fr. *déclive:* L. *decli′vis*]. 1. The declivis cerebelli. 2. Having a downward slope.

Declivis cerebelli (de-kli′vis ser-e-bel′i). The inclined dorsal surface of the superior vermis of the cerebellum.

Decoction (de-kok′shun) [L. *decoc′tum*, from *de* down + *co′quere* to boil]. 1. The act or process of boiling. 2. A medicine or other substance prepared by boiling. **D. of the woods,** compound decoction of sarsaparilla. **Zimmermann's d.,** a cathartic decoction of 30 gr. of rhubarb, 240 gr. of potassium bitartrate, 240 gr. of barley, 16 fl. oz. of water, and enough syrup to sweeten it. **Zittmann's d.,** the compound decoction of sarsaparilla; a decoction of sarsaparilla, calomel, cinnabar, alum, senna, licorice, anise-seed, and fennel. It is used in syphilis.

Decoctum (de-kok′tum) [L. "boiled"]. A decoction. There are many *decocta* described in dispensatories.

Decollation (de-kol-a′shun) [L. *de* away + *col′lum* neck]. Decapitation, or beheadal; removal of the head, chiefly of the fetus in difficult labor.

Decoloration (de-kul-er-a′shun). 1. Removal of color; bleaching. 2. Lack or loss of color.

Decolorize (de-kul′er-īz). To free from color; to bleach.

Decomposition (de″kom-po-zish′un) [L. *de* neg. + *compo′nere* to put together]. 1. The separation of compound bodies into their constituent principles. 2. Decay; putrefaction.

Decompression (de-kom-presh′un). The removal of pressure or compression-force. **D.-injury.** See *Caisson disease.*

Decortication (de″kor-tik-a′shun) [L. *de* from, *cortex* bark]. 1. The removal of bark, hull, husk, or shell from a plant, seed, or root, as in pharmacy. 2. Removal of portions of the cortical substance of the brain. **Renal d.,** removal of the capsule of the kidney.

Decrement (dek′rim-ent) [L. *decremen′tum* decrease]. The stage of decline of a disease.

Decrepitate (de-krep′it-āt). To explode with a crackling noise.

Decrepitation (de-krep-it-a′shun) [L. *decrepita're* to crackle]. The crackling noise made by throwing certain bodies, as salt, on the fire.

Decrudescence (de-kru-des′ens). Diminution of the intensity of symptoms.

Decubital (de-ku′bit-al). Pertaining to decubitus, or to a bed-sore.

Decubitus (de-ku′bit-us) [L. a "lying down"]. 1. An act of lying down. 2. A bed-sore. **D. acu′tus,** a severe and fatal form of bed-sore on a paralyzed side in hemiplegia. **Andral's d.,** decubitis on the sound side; a position assumed in the early stages of pleurisy. **D. chron′icus,** ordinary bed-sore due to recumbent position. **Dorsal d.,** recumbency in the supine position.

Decurrent (de-kur′ent) [L. *decur′rere* to run down]. Extending or moving from above downward.

Decurtate (de-ker′tāt) [L. *decurta′tus* cut short]. Abridged, or cut short.

Decussate (de-kus′āt) [L. *decussa're* to cross in the form of an X]. 1. To cross or intersect in the form of the letter **X.** 2. Crossing in the form of the letter **X.**

Decussation (de-kus-a′shun) [L. *decussa′tio*]. 1. The running of two fellow-parts or structures athwart each other; a chiasm. 2. The point of crossing of decussate parts. **Fountain-d.,** a decussation such as that of the nerve-fibers in the cortex of the anterior corpora quadrigemina. **Piniform d.,** the superior pyramidal decussation. **D. of the pyramids,** the crossing of the fibers of the pyramids of the oblongata from one pyramid to another. **Sensory d.,** the superior pyramidal decussation. **Superior pyramidal d.,** the chiasm in front of the central canal of the oblongata, of fibers from the nucleus cuneatus and nucleus gracilis.

Dedentition (de-den-tish′un) [L. *de* away + *dens* tooth]. The shedding or loss of teeth.

Dedolation (ded-o-la′shun). 1. A sensation as if the limbs had been bruised. 2. The shaving off of a piece of skin by an oblique cut.

Deep (dēp). Not near the surface; not superficial.

Defatigation (de-fat-ig-a′shun). Overstrain or fatigue of muscular or nervous tissue.

Defecation (def-ik-a′shun) [L. *defæca're* to deprive of dregs]. The discharge of fecal matters from the bowel.

Defemination (de-fem-in-a′shun) [L. *de* from + *fem′ina* woman]. Perversion of the instincts of a woman, so that her sexual impulses resemble those of a man.

Defensive proteid (de-fen′siv). See *Proteid.*

Deferent (def′er-ent) [L. *def′erens* carrying away]. Conveying anything away, as from a center.

Deferentectomy (def″er-en-tek′to-mē). Surgical removal of a vas deferens.

Deferential (def-er-en′shal). Pertaining to the vas deferens.

Deferentitis (def″er-en-ti′tis). Inflammation of the vas deferens.

Defervescence (de-fer-ves′ens) [L. *deferves′cere* to cease boiling]. The period of disappearance of fever.

Defibrination (de″fib-rin-a′shun). Deprival of fibrin.

Definition (def-in-ish′un). The clear determination of the limits of anything, as a disease process or a microscopic image.

Deflagration (def-lag-ra′shun) [L. *deflagra′re* to be consumed by fire]. A rapid, violent combustion with flame and explosion.

Defloration (def-lo-ra′shun) [L. *deflora′tio*]. Loss of virginity without actual rape or violence.

Defluvium (de-flu′ve-um). Sudden loss of the hair; called also *Deflu′vium capillor′um.*

Defluxio ciliorum (de-flux′e-o) [L. for "loss of lashes"]. Sudden loss of the eyelashes. **D. capillo′rum,** sudden loss of hairs.

Defluxion (de-fluk′shun) [L. *deflux′io* "a flowing down"]. A copious discharge; a sudden loss.

Deformation, Deformity (def-or-ma′shun, de-form′it-e). Distortion of any part or general disfigurement of the body. **Anterior d.,** lordosis. **Gunstock d.,** d. in which the forearm when extended makes an angle with the arm: due to fracture at the elbow. **Sprengel's d.,** congenital upward displacement of the scapula. **Volkmann's d.,** congenital tibiotarsal dislocation.

Deforming (de-for′ming). Causing deformity. **D. arthritis, D. osteitis.** See *Arthritis, Osteitis.*

Defunctionalization (de-funk″shun-al-i-za′shun) Loss or deprival of a function.

Defurfuration (de-fur-fu-ra′shun) [L. *de* away + *fur′fur* bran]. The formation and shedding of fine bran-like scales from the skin.

Deganglionate (de-gan′gle-on-āt). To deprive of a ganglion; to remove a ganglion or ganglia from.

Degenerate (de-jen′er-āt). 1. To change from a higher to a lower type or form. 2. A person of a perverted mental or physical constitution.

Degeneration (de-jen-er-a′shun) [L. *degenera′tio*]. Deterioration; change from a higher to a lower form; especially change of tissue to a lower or less functionally active form. When there is chemic change of the tissue itself it is *true* degeneration; when the change consists in the deposit of abnormal matter in the tissues, it is *infiltration.* **Abercrombie's d.,** amyloid degeneration. **Adipose d.** See *Fatty d.* **Albuminous d.** See *Cloudy swelling d.* **Amyloid d.,** degeneration with the deposit of lardacein in the tissues. It indicates impairment of nutritive function, and is seen in wasting diseases. **Angiolithic d.,** one characterized by mineral deposits and hyaline changes in the coats of the vessel. **Armanni-Ehrlich's d.,** hyaline degeneration of the epithelial cells of Henle's loops: seen in diabetes. **Ascending d.,** Wallerian degeneration affecting centripetal nerve-fibers and progressing toward the brain or spinal cord. **Atheromatous d.,** the change in the arterial coats which occurs in arteritis deformans; atheroma. **Bacony d.** Same as *Amyloid d.* **Basic d.** See *Basophilia.* **Calcareous d.,** degeneration with infiltration of calcareous materials into the tissues. **Caseous d., Cheesy d.** Same as *Caseation.* **Cellulose d.,** amyloid degeneration. **Cloudy swelling d.,** an early stage of fatty degeneration in which the affected tissues assume a granular and swollen appearance. **Colloid d.,** the assumption by the tissues of a gum-like or gelatinous character. **Cystic c.,** degeneration with the formation of cysts. **Descending d.,** Wallerian degeneration extending peripherally along nerve-fibers. **Earthy d.** Same as *Calcareous d.* **Fascicular d.,** degeneration of paralyzed muscles due to lesion in the motor ganglion cells of the central tube of gray matter of the cord. **Fatty d.,** deposit of fat-globules in a tissue. **Fibroid d.,** degeneration into fibrous tissue. **Glassy d.,** a peculiar change occurring in the heart muscle and other muscles in fevers. **Glistening d.,** degeneration of glia tissue characterized by the formation of glistening masses: called *Degeneratio micans* and *Rosenthal's d.* **Granular d.** Same as *Basophilia.* **Gray d.,** degeneration of the white substances of the spinal cord, in which it loses myelin and assumes a gray color. **Horn's d.,** degeneration with nuclear proliferation in striated muscles. **Hyaline d.,** abnormal transformation of a tissue into a transparent shining material. **Hyaloid d.,** amyloid degeneration. **Hydropic d.,** a variety in which the degenerated cells absorb much water. **Lardaceous d.** Same as *Amyloid d.* **Maragliano's endoglobular d.,** degeneration of red blood-cells marked by the formation of one or more vacuolated areas, which are probably areas of coagulative necrosis. **Mucous d., Myxomatous d.,** degeneration which converts tissue-cells into a glutinous substance containing mucin. **Parenchymatous d.** Same as *Cloudy swelling d.* **Pigmental d.,** that in which the cells of affected tissue become abnormally pigmented. **Polychromatophilic d.,** polychromatophilia. **Rosenthal's d.** See *Glistening d.* **Sclerotic d.,** a variety of hyaline degeneration affecting connective tissue, especially the intima of arteries. **Secondary d.** Same as *Wallerian d.* **Senile d.,** the widespread degenerative changes, principally fibroid and atheromatous, that occur in old age. **Theroid d.,** acquirement of beast-like qualities by the insane. **Trabecular d.,** a change in the walls of the bronchia, which become thin and wasted in respect of the muscular and mucous elements, while the stroma is increased in volume. **Traumatic d.,** degeneration of a divided nerve up to the nearest node of Ranvier. **Türck's d.,** secondary parenchymatous degeneration of nerve-tracts of the cord. **Uratic d.,** degeneration marked by the deposits of urates or uric acid. **Virchow's d.,** amyloid degeneration. **Vitreous d.** Same as *Hyaline d.* **Wallerian d.,** fatty degeneration of a nerve-fiber which has been severed from its nutritive centers. **Waxy d.** Amyloid degeneration. **Zenker's d.,** a peculiar glassy degeneration of muscles seen in acute febrile attacks.

Degenerative (de-jen′er-a-tiv). Of or pertaining to degeneration.

Deglutition (deg-lu-tish′un) [L. *degluti′tio*]. The act of swallowing.

Deglutitive, Deglutitory (deg-lu′tit-iv, deg-lu′te-to-re). Pertaining to deglutition.

Degote (de-gōt′) [Russ.]. Tarry oil of white birch: used in the arts, and to some extent in medicine.

Degree (de-gre′). The title or rank of doctor, master, licentiate, bachelor, surgeon, or apothecary conferred by an authorized college or university.

Degustation (de-gus-ta′shun) [L. *degusta′tio*]. The act or function of tasting.

Dehiscence (de-his′ens) [L. *dehis′cere* to gape]. The act or process of splitting.

Dehumanization (de-hu″man-i-za′shun) [L. *de* from + *huma′nus* human]. Loss of the qualities of humanity, as in some cases of insanity.

Dehydration (de-hi-dra′shun) [L. *de* away + Gr. ὕδωρ water]. Removal of water from a substance or compound.

Dehypnotize (de-hip′not-īz). To awaken from the hypnotic state.

Deiters's cells, nucleus, process (di′terz), etc. See *Cell, Nucleus, Process,* etc.

Dejecta (de-jek′tah) [L., pl.]. Excrementitious substances.

Dejection (de-jek′shun) [L. *deject′io*]. 1. Discharge of excrementitious material; also material so discharged. 2. Prostration; mental depression.

Deka-. For words thus beginning see *Deca-.*

Delacrimation (de-lak-rim-a′shun) [L. *de* from + *lac′rima* tear]. Excessive and abnormal flow of tears.

Delactation (de-lak-ta′shun) [L. *de* from + *Lactation*]. 1. Weaning. 2. The cessation of lactation.

Delamination (de-lam-in-a′shun) [L. *de* apart + *lam′ina* plate]. Separation of the blastoderm into the epiblast and hypoblast.

Deleterious (del-e-te′re-us) [Gr. δηλητήριος]. Hurtful; injurious.

Delhi sore, D. boil (del′le). A form of furunculus orientalis. See *Furunculus orientalis.*

Deligation (del-ig-a′shun) [L. *de* down + *lig′are* to bind]. The application of ligature or bandage.

Delimitation (de-lim-it-a′shun) [L. *de* apart + *limita're* to limit]. 1. The process of limiting or of becoming limited. 2. Ascertainment of the limits and extent of a diseased tissue or process.

Deliquescence (del-ik-wes′ans) [L. *deliques′cere* to grow moist]. The condition of becoming lique-

fied as a result of the absorption of water from the air.

Deliquescent (del-ik-wes'ent). Having a tendency to melt or become liquid by the absorption of moisture from the air.

Deliquium (de-lik'we-um) [L.]. 1. A fainting or syncope. 2. Impairment of mental faculties. **D. an'imi,** a swoon or syncope.

Deliriant (de-lir'e-ant). 1. Capable of producing delirium. 2. A drug which may produce delirium. 3. A delirious person.

Delirifacient (de-lir-if-a'she-ent) [L. *delir'ium* + *fa'cere* to make]. 1. Capable of causing delirium. 2. A drug which may produce delirium.

Delirious (de-lir'e-us). Suffering from delirium.

Delirium (de-lir'e-um) [L.]. Disturbance of the cerebral functions, manifested in wandering speech, wakefulness, and excitement. Delirium occurs in insanity or as a result of fever, disease, or injury. **Active d.,** d. accompanied by maniacal movements. **D. alcohol'icum, D. ebriosita'tis.** Same as *D. tremens.* **D. ambitio'sum, D. grandio'sum,** delirium with delusions as to wealth, greatness, and power: often seen in general paresis. **D. cor'dis,** violent tremulous beating of the heart. **Febrile d.,** the delirium of fever. **D. of grandeur,** delirium in which the patient has insanely exaggerated ideas of his power, importance, or wealth. **Intellectual d.,** mental disturbance which does not manifest itself in insane acts, illusions, or hallucinations. **Lingual d.,** the utterance of meaningless words and sentences. **Macromaniacal d.,** delirium with delusions of greatness of the body or members. **Micromaniacal d.,** delirium in which the patient believes that his body or limbs are very small. **D. mus'sitans,** muttering delirium, such as often accompanies a low fever. **D. of negation,** insane belief of a patient that he has lost some of his members or parts. **D. of persecution,** delirium in which the patient believes himself the object of persecution. **D. of ruin,** the insane belief of a patient that he is financially ruined. **Senile d.,** dotage; the imbecility of old age. **Toxic d.,** delirium caused by poisons. **Traumatic d.,** that which follows severe injury and accompanies shock. **D. tre'mens,** delirium with trembling and great excitement, caused by abuse of alcoholic stimulants, or more rarely by opium. **D. vesan'icum,** the delirium of uncomplicated insanity.

Delitescence (del-it-es'ens) [L. *delites'cere* to lie hidden]. 1. Sudden disappearance of symptoms or of objective signs of a disease. 2. The period of latency of a poison or morbific agent.

Deliver (de-liv'er). 1. To aid in the process of childbirth. 2. To remove, as the fetus, or placenta, or the lens of the eye.

Delivery (de-liv'er-e). 1. Expulsion or extraction of the child at birth. 2. Removal of a part, as the placenta or lens. **Post-mortem d.,** birth of a child after the death of the mother.

Delle (del'eh). The clear area in the center of a stained erythrocyte.

Delomorphous (de-lo-mor'fus) [Gr. δῆλος evident + μορφή form]. Having definitely formed and well-defined limits. See *Cell.*

Delphin (del'fin). Same as *Delphinin.*

Delphinin (del'fin-in). A poisonous alkaloid from the seeds of *Delphin'ium Staphisa'gria:* used for the most part externally to relieve pain in neuralgia, rheumatism, and paralysis. Dose, $\frac{1}{64}$–$\frac{3}{4}$ gr. (0.001–0.05 gm.).

Delphinium (del-fin'e-um) [L.]. A genus of ranunculaceous plants, including *D. consol'ida,* or larkspur, and *D. Staphisa'gria,* or stavesacre. The latter is used for destroying lice.

Delphinoidin (del-fin-oid'in). An alkaloid from the seeds of *Delphin'ium Staphisa'gria.*

Delphisin (del'fis-in). An alkaloid from the seeds of *Delphin'ium Staphisa'gria.*

Delta (del'tah) [Gr. δέλτα letter Δ]. A triangular space. **D. for'nicis,** the lyra, or triangular space on the posterior surface of the splenium, between the posterior pillars of the fornix. **D. mesoscap'ulæ,** the triangular area at the root of the spine of the scapula.

Deltoid (del'toid) [L. *deltoi'des* triangular]. 1. Of a triangular outline. 2. See *Deltoid,* in *Muscles, Table of.*

Deltoideus (del-toid'e-us). See *Muscles, Table of.*

De lunatico inquirendo (de-lu-nat'ik-o in-kwe-ren'do) [L.]. A commission, board, inquisition, or jury appointed by a court for the investigation of the mental condition of a person whose sanity has been disputed.

Delusion (de-lu'zhun) [L. *delu'sio,* from *de* from + *lu'dus* a game]. Mistaken conviction, of the falsity of which not even the evidence of the senses will convince the patient; a false mental impression leading a person to believe that he perceives things that are not present to his senses. Compare *Illusion.* **Expansive d.,** an insane belief in one's own greatness, goodness, or power.

Delusional (de-lu'zhun-al). Pertaining to or characterized by delusions.

Demagnetization (de-mag''net-iz-a'shun). Deprival of magnetism.

Demagnetize (de-mag'net-īz). To deprive of magnetic properties.

Demarcation (de-mar-ka'shun) [L. *demarca're* to limit]. The marking off or ascertainment of boundaries. **Surface-d.,** the limit between dead and living muscle; a term used in the records of experiments regarding the electromotive properties of muscle.

Demedication (de-med-ik-a'shun). The removal of drugs from the system.

Dement (de-ment'). A person affected with dementia (used often in comparison or contrast with *ament*).

Demented (de-men'ted). Deprived of reason.

Dementia (de-men'she-ah) [L. *de* negative + *mens* mind]. Insanity characterized by loss or serious impairment of intellect, will, and memory. **Acute d.,** a form which affects comparatively young persons and is often curable. **Chronic d.,** dementia which may occur at any time of life and is incurable. **Epileptic d.,** insanity with mental deterioration, resulting from the long continuance of epilepsy. **Paralytic d.,** general paralysis of the insane; paresis. **D. paranoi'des,** a form of adolescent insanity marked by paranoiac delusions, developing rapidly and terminating in a demented confusional condition. **D. præ'cox,** adolescent insanity, a term used to include a large range of mental disorders which occur in early life, and include primary dementia, catatonia, and hebephrenia. Called also *Adolescent insanity.* **Primary d.,** dementia occurring independently of any other form of insanity. **Secondary d.,** dementia following and due to some other form of insanity. **Senile d.,** dementia from old age. **Tabetic d.,** that which sometimes follows tabes dorsalis. **Terminal d.,** dementia coming on as a final result of nervous or mental diseases. **Toxic d.,** that which is due to the excessive use of some poisonous drug.

Demi- [Fr. *demi;* L. *dimidi'us* half]. A prefix signifying half.

Demi-bain (dem'e-bān) [Fr.]. A half-bath, sitz-, or hip-bath.

Demigauntlet (dem-e-gahnt'let). A form of bandage for the hand and fingers.

Demilune (dem'il-ūn). 1. A half-moon, or crescent. 2. Crescentic; crescent-shaped. **D's of Adamkiewicz,** crescent-shaped cells beneath the neurilemma of medullated nerve-fibers. **D's of Heidenhain.** See *Crescents of Giannuzzi.*

Demimonstrosity (dem''e-mon-stros'it-e). Malformation of a part which does not prevent the exercise of its function.

Demineralization (de-min-er-al-iz-a'shun). Excessive elimination of mineral salts, such as is seen in pulmonary tuberculosis and cancer.

Demipenniform (dem-e-pen'nif-orm). Pen-shaped or wing-shaped as to the one of the two margins: used of certain muscles.

Demodex (dem'o-dex) [Gr. δημός fat + δήξ worm]. A genus of mites or acarids. **D. folliculo'rum,** the pimple-mite; a species found in hair-follicles and in sebaceous secretions, especially of the face and nose. See *Comedo.*

Demography (de-mog'raf-e) [Gr. δῆμος people + γράφειν to write]. The study or science of mankind collectively. **Dynamic d.,** collective physiology of communities, with statistics of births, marriages, deaths, etc. **Static d.,** collective anatomy of communities and study of their environment.

Demonomania (de-mo''no-ma'ne-ah) [Gr. δαίμων demon + μανία madness]. Monomania in which the patient considers himself possessed of devils.

Demonophobia (de-mon''o-fo'be-ah) [Gr. δαίμων demon + φόβος fear]. Morbid fear of demons.

Demonstrator (dem'on-stra-tor) [L. *demonstra'tor*]. 1. An instructor who does not take rank as a professor. 2. The forefinger.

Demorphinization (de-mor''fin-iz-a'shun). The gradual depriving of one addicted to the morphin-habit of the drug until the habit is cured.

Demulcent (de-mul'sent). 1. Soothing; bland; allaying the irritation of inflamed or abraded surfaces. 2. A soothing mucilaginous or oily medicine or application. The principal demulcents are glycerin, gum arabic, flaxseed, Irish moss, Iceland moss, licorice, sassafras, slippery elm, starch paste, and tragacanth.

Demutization (de-mu-tiz-a'shun) [L. *de* from + *mu'tus* mute]. The teaching of deaf-mutes to communicate by lip-language or by dactylology.

Denarcotize (de-nar'ko-tīz). To deprive of narcotin.

Dendraxon (den-drak'son) [*Dendron* + *Axon*]. A nerve-cell whose axis-cylinder breaks up into terminal filaments almost immediately after leaving the cell. Cf. *Inaxon.*

Dendric (den'drik). Having a dendron or dendrons.

Dendriform, Dendroid (den'drif-orm, den'droid). Branched, or tree-shaped.

Dendrite (den'drīt). A dendron.

Dendritic (den-drit'ik). Branched like a tree; pertaining to or possessing dendrons.

Dendroid (den'droid) [Gr. δένδρον tree + εἶδος form]. Branching like a tree or shrub.

Dendron (den'dron) [Gr. δένδρον tree]. A branched and tree-shaped protoplasmic process from a nerve-cell: a neurodendron.

Dengue (deng'gu. Spanish dan'gwa) [Sp.]. An infectious eruptive febrile disease, coming on suddenly and marked by severe pains in the head, eyes, muscles, and joints, sore throat, catarrhal symptoms, and sometimes a cutaneous eruption and painful swellings of the parts. The disease comes on suddenly after an incubation period of from three to six days. The symptoms increase in severity for two or three days, then decrease somewhat, only to increase again on the fourth or fifth day, at which time the eruption appears. It occurs epidemically and sporadically in India, Egypt, Persia, and the West Indies, and is thought to be transmitted by the mosquito *Culex fatigans.* Called also *Break-bone fever, Dandy fever, Sun fever,* and *Solar fever.*

Denidation (den-id-a'shun) [L. *de* away + *ni'dus* nest]. The supposed removal in menstruation of a part of the nidus for a fertilized ovum, made up of the epithelial elements of the intra-uterine mucous membrane.

Denigration (de-ni-gra'shun) [L. *de* from + *ni'ger* black]. The act of rendering black or of becoming black.

Denitrification (de-ni-trif-ik-a'shun). The setting free of gaseous nitrogen from nitrites and nitrates.

Dens (denz) pl. *den'tes* [L.]. See *Tooth.* **D. serotī'nus,** a wisdom tooth.

Densimeter (den-sim'et-er) [L. *den'sus* dense + *me'trum* measure]. Apparatus for determining the density or specific gravity.

Density (den'sit-e) [L. *den'sitas*]. 1. The quality of being compact or dense. 2. The quantity of matter in a given space. 3. The quantity of electricity on a given area or in a given volume or in a given time.

Dentagra (den-tag'rah, den'tag-rah) [L. *dens* tooth + Gr. ἄγρα seizure]. 1. A forceps or key for pulling out teeth. 2. Toothache.

Dental (den'tal) [L. *denta'lis*]. 1. Pertaining to a tooth or teeth. 2. A letter or sound made by or in part by the front teeth.

Dentalgia (den-tal'je-ah) [L. *dens* tooth + Gr. ἄλγος pain]. Toothache; odontalgia.

Dentaphone (den'taf-ōn) [L. *dens* tooth + Gr. φωνή voice]. An instrument by means of which deaf persons are enabled to hear sounds propagated through the medium of the teeth.

Dentata (den-ta'tah). The second vertebra or axis, so called from its tooth-like process.

Dentate (den'tāt) [L. *denta'tus*]. Having teeth or projections like saw-teeth on the edges.

Dentatum (den-ta'tum) [L. "toothed"]. The nucleus dentatus.

Dentes (den'tēz) [pl. of L. *dens* tooth]. See *Teeth.* **D. acu'ti,** the sharp teeth; incisor teeth. **D. sapien'tiæ,** the wisdom teeth; the last grinder or molar teeth.

Dentiaskiascope (den''ti-ah-ski'as-kōp) [L. *dens* tooth + *Skiascope*]. An apparatus for examining the teeth by the *x*-rays; a dental skiascope.

Denticulate, Denticulated (den-tik'u-lāt, den-tik'u-la-ted) [L. *denticula'tus*]. Provided with minute teeth; having very fine marginal teeth.

Dentifrice (den'tif-ris) [L. *dentifric'ium*]. A tooth-powder or tooth-wash.

Dentigerous (den-tij'er-us) [L. *dens* tooth + *ger'ere* to carry]. Containing or bearing a tooth or teeth.

Dentilabial (den-til-a'be-al) [L. *dens* tooth + *la'bium* lip]. Pertaining to the teeth and lips.

Dentilingual (den-til-in'gual) [L. *dens* tooth + *lin'gua* tongue]. Pertaining to the teeth and tongue.

Dentin (den'tin) [L. *dens* tooth]. The chief substance or tissue of the teeth which surrounds the tooth pulp, and is covered by enamel on the exposed part of the tooth and by cement on the part implanted in the jaw. D. resembles bone, but is harder and denser. It consists of a solid nective-tissue cells (D. cells) that line the pulp-cavity. **Secondary d.,** deposits of dentin in the pulp-cavity. **Sensitive d.,** a sensitive condition of the dentin due to distal irritation of the dentinal tubules.

Dentinal (den'tin-al). Pertaining to dentin.

Dentinalgia (den-tin-al'je-ah) [L. *Dentin* + Gr. ἄλγος pain]. Pain in the dentin.

Dentinification (den-tin-if-ik-a'shun). The formation of dentin.

Dentinitis (den-tin-i'tis). Inflammation of the dentinal tubules.

Dentinoid (den'tin-oid). Resembling dentin; also a tumor composed of dentin.

Dentinosteoid (den-tin-os'te-oid). A tumor composed of or containing dentin and bone.

Dentiphone (den'tif-ōn). Same as *Dentaphone.*

Dentist (den'tist). A person authorized to practise dentistry.

Dentistry (den'tis-tre). The surgery and therapy of the teeth.

Dentition (den-tish'un) [L. *denti'tio*]. 1. The cutting of the teeth; teething. 2. The kind, number, and arrangement of the teeth. **Primary d.,** the eruption of the deciduous or milk teeth. **Secondary d.,** the eruption of second or permanent teeth.

Dentoidin (den-toi'din). The organic or albuminous ground-substance of a tooth.

Dentola (den'to-lah). A solution of potassium bromid and cocain hydrochlorid in glycerin and water: used as an application to painful gums.

Dentoliva (den-to-li'vah) [L. *dens* tooth + *oli'va* olive]. The olivary nucleus.

Denture (dent'ūr) [Fr.; L. *dens* tooth]. An entire set of teeth; also a set of artificial teeth.

Denucleated (de-nu'kle-a-ted). Deprived of the nucleus.

Denudation (den-u-da'shun) [L. *denuda're* to make bare]. The act of laying anything bare; the deprival of a surface of its epithelial covering, whether surgical or pathologic.

Denutrition (de-nu-trish'un). A withdrawal or failure of the nutritive processes, with consequent atrophy and degeneration.

Deobstruent (de-ob'stru-ent) [L. *de* privative + *obstru'ere* to block up]. 1. Removing obstructive matters. 2. A medicine that removes obstructions.

Deodar (de'o-dar). The *Ce'drus Deod'ara,* a large tree of the Himalayas: its turpentine is medicinal.

Deodorant (de-o'dor-ant) [L. *de* from + *odora're* to perfume]. 1. Removing undesirable or offensive odors. 2. A substance that destroys ill odors.

Deodorize (de-o'dor-īz) [L. *de* from + *o'dor* odor]. To deprive of odor.

Deodorizer (de-o'dor-i-zer). A deodorizing agent.

Deontology (de-on-tol'o-je) [Gr. δέοντα things that ought to be done + λόγος treatise]. The science of professional duties and etiquette.

Deoppilation (de''op-pil-a'shun) [L. *de* away + *oppila'tio* obstruction]. The removal of obstructions.

Deorsum (de-or'sum) [L.]. Downward. **D. ver'gens,** turning or directed downward.

Deorsumduction (de-or-sum-duk'shun) [L. *deor'sum* downward + *du'cere* to lead]. The turning down of a part, as the eyes.

Deorsumvergence (de-or-sum-ver'jens). A downward movement, especially of the eyes.

Deorsumversion (de-or-sum-ver'shun) [L. *deor'sum* downward + *ver'tere* to turn]. An act of turning or directing downward.

Deoxidation (de''ox-id-a'shun) [L. *de* from + *Oxygen*]. The removal of oxygen from a chemical compound.

Deoxidize (de-ox'id-īz). To deprive of chemically combined oxygen.

Deoxygenation (de-ok''sij-en-a'shun). The act of depriving of oxygen.

Depigmentation (de''pig-men-ta'shun). The removal of pigment by an artificial or a natural process.

Depilate (dep'il-āt) [L. *de* away + *pi'lus* hair]. To remove the hair from.

Depilation (dep-il-a'shun). The process of removing hair.

Depilatory (de-pil'at-o-re) [L. *de* from + *pi'lus* hair]. 1. Having the power to remove the hair. 2. An agent for removing or destroying the hair. The chief depilatories are arsenic, calcium sulphate, and quicklime.

Deplete (de-plēt') [L. *deple're* to empty]. To empty; to unload; to cause depletion.

Depletion (de-ple'shun) [L. *deple're* to empty]. 1. The act or process of emptying; removal of a fluid, as the blood. 2. Exhausted state which results from excessive loss of blood.

Deplumation (dep-lu-ma'shun) [L. *de* from + *plu'ma* down]. Loss of the eyelashes by disease.

Depolarization (de-po''lar-iz-a'shun). The process or act of neutralizing polarity.

Depolarize (de-po'lar-īz) [L. *de* from + *po'lus* pole]. To reduce to a non-polarized condition; to deprive of polarity.

Depolarizer (de-po'lar-i-zer). A chemical agent placed in a galvanic cell for preventing the accumulation of gas upon either of the plates.

Deposit (de-poz'it) [L. *de* down + *po'nere* to place]. 1. Sediment or dregs. 2. Extraneous inorganic matter collected in the tissues or in a viscus or cavity. **Brick-dust d.,** a reddish sediment in the urine, composed of urates.

Depravation (dep-rav-a'shun) [L. *depra'vere* to vitiate; *de* down + *pra'vus* bad]. Deterioration; a change for the worse.

Depraved (de-prāvd'). Vitiated or perverted.

Deprementia (dep-re-men'she-ah). Insanity marked by depression, impairment of memory, etc.: due to autotoxemia.

Depressant (de-pres'sant). 1. Diminishing functional activity. 2. A medicine which reduces functional activity and the vital energies in general by producing muscular relaxation and diaphoresis. The chief depressants are aconite, antimony compounds, tobacco, veratrum viride, and other nauseant drugs.

Depressed (de-prest'). Carried below the normal level; associated with depression.

Depression (de-presh'un) [L. *depres'sio; de* down + *prem'ere* to press]. 1. A hollow or depressed area. 2. Downward or inward displacement. 3. A lowering or decrease of functional activity. 4. Absence of cheerfulness or hope. **Auricular d.,** the great lowering in the sphygmographic tracing of the venous pulse, representing the diastole of the right auricle. **D. of cataract.** See *Couching.* **Pacchionian d's,** the fossæ on the interior surface of the skull for the Pacchionian bodies. **Radial d.,** a fossa on the anterior surface of the humerus, just above the radial head. **Supratrochlear d.,** a slight depression on the anterior surface of the femur, above the trochlea. **Systolic d.,** a falling of the precordial region of the chest observed during the systole of the heart. **Ventricular d.,** that part of the venous pulse tracing which lies between the ventricular and auricular waves.

Depressive (de-pres'iv). Causing depression.

Depressomotor (de-pres''so-mo'tor) [L. *deprim'ere* to press down + *mo'tor* mover]. 1. Retarding or abating motion. 2. An agent which lessens or depresses motor activity.

Depressor (de-pres'sor) [L.]. 1. A muscle, agent, instrument, or apparatus which depresses. 2. A nerve whose stimulation lowers, restrains, or inhibits motion or other function. See *Muscles, Table of.* **Sims's d.,** a loop of stout wire used in depressing the anterior vaginal wall in examinations.

Deprimens oculi (dep'rim-enz) [L.]. The rectus inferior muscle. See *Muscles, Table of.*

Deprival, Deprivation, Deprivement (de-pri'val, dep-riv-a'shun, de-priv'ment) [L. *de* from + *priva're* to remove]. Loss or absence of parts, organs, or powers.

Depth, focal (depth). The measure of the power of a lens to yield clear images of objects at different distances from it.

Depurant (dep'u-rant). A purifying agent or drug.

Depurated (dep'u-ra-ted) [L. *depura're* to purify]. Cleansed, refined, or purified.

Depuration (dep-u-ra'shun). The act or process of purifying.

Depurative (dep'u-ra-tiv). Tending to purify or cleanse.

Depurator (dep'u-ra-tor) [L. *de* away + *pu'rus* pure]. 1. A depurative agent. 2. A vacuum-producing apparatus for stimulating the excretory function of the skin.

De. R. A contraction or symbol for *reaction of degeneration.*

Deradelphus (der-ad-el'fus) [Gr. δέρη neck + ἄδελφος brother]. A monster made up of twins fused at or near the navel, and with but one head.

Deradenitis (der''ad-en-i'tis) [Gr. δέρη neck + ἄδην gland]. Inflammation of the glands of the neck.

Deradenoncus (der''ad-en-ong'kus) [Gr. δέρη neck + ἄδην gland + ὄγκος tumor]. A swelling of a gland of the neck.

Derangement (de-rānj'ment). Insanity, or disorder of the reason.

Derbyshire neck. See *Goiter.*

Derencephalocele (der''en-se-fal'o-sēl) [Gr. δέρη neck + ἐγκέφαλος brain + κήλη hernia]. Protrusion of the brain-substance through a slit in one or more of the cervical vertebræ.

Derencephalus (der-en-sef'al-us) [Gr. δέρη neck + ἐγκέφαλος brain]. A monster-fetus born with rudimentary skull-bones and bifid cervical vertebræ, the brain resting in the latter.

Deric (der'ik) [Gr. δέρος skin]. Pertaining to the ectoderm; the opposite of *enteric.*

Derivant (der'iv-ant). 1. Derivative. 2. A derivative agent.

Derivation (der-iv-a'shun) [L. *deriva'tio,* from *deriva're* to draw off]. 1. The process or act of withdrawing blood, or of removing a disease-process to another part; derivative treatment, and its intended result. 2. The alleged suctional action of the heart.

Derivative (de-riv'a-tiv). 1. Producing or causing a derivation. 2. An agent which withdraws blood from the seat of a disease.

Derm, Derma (derm, der'mah) [Gr. δέρμα]. The skin; especially the corium, or true skin.

Dermacen'tor occidenta'lis. A species of wood-tick whose bite causes sores and swellings. It is thought to be instrumental in conveying Rocky Mountain spotted fever.

Dermad (der'mad). Toward the integument.

Dermagra (der'mag-rah, der-mag'rah) [Gr. δέρμα skin + ἄγρα seizure]. Pellagra.

Dermal (der'mal). Of or pertaining to the skin.

Dermalaxia (der-mal-aks'e-ah) [Gr. δέρμα skin + μάλαξις softening]. Morbid softness of the skin.

Dermalgia (der-mal'je-ah). Same as *Dermatalgia.*

Dermametropathism (derm-am-et-rop'ath-izm). The diagnosis of disease by observing the character of the markings that result from pressure on the skin with some blunt instrument.

Dermanaplasty (der-man'ah-plas-te) Gr. δέρμα skin + ἀναπλάσσειν to form again]. Skin-grafting.

Dermanys'sus a'vium et galli'næ. The bird-mite or chicken-louse. It sometimes attacks the human integument.

Dermapostasis (der-map-os'tas-is) [Gr. δέρμα skin + ἀπόστασις a standing away]. A skin-disease with abscess-formation.

Dermatagra (der-mat-ag'rah, der-mat'ag-rah) [Gr. δέρμα skin + ἄγρα seizure]. See *Pellagra.*

Dermatalgia (der-mat-al'je-ah) [Gr. δέρμα skin + ἄλγος pain]. Pain in the skin with no local lesion: it is of reflex origin or is due to a nervous disease.

Dermataneuria (der''mat-an-u're-ah) [Gr. δέρμα skin + νεῦρον nerve]. Disorder of the nerve-supply of the skin.

Dermatatrophia (der''mat-at-ro'fe-ah). Same as *Dermatrophia.*

Dermatauxe (der-mat-awks'e) [Gr. δέρμα skin + αὔξη increase]. Hypertrophy of the skin.

Dermathemia (der-mat-he'me-ah) [Gr. δέρμα skin + αἷμα blood]. Congestion of the skin.

Dermatin (der'mat-in). A powder of starch, talc, kaolin, and salicylic acid: employed in skin diseases.

Dermatitis (der-mat-i'tis) [Gr. δέρμα skin]. Inflammation of the skin. **D. ambustio'nis, D. calor'ica, D. combustio'nis,** is due to a burn, scald, or sunburn. **Blastomycetic d.,** a rare disease due to invasion of the skin by a blastomyces. It is marked by a gradually developing papillomatous-looking area, from which a secretion can be pressed out. Abscess-like formations may develop. Called also *D. coccidioides.* **D. congelatio'nis** is due to cold or frost-bite; chilblain. **D. contusifor'mis,** erythema nodosum. **D. epidem'ica,** an epidemic disease marked by blotches or patches which become confluent and form a red, desquamating patch. It is attended with itching and burning. **D. erythromato'sa,** erythema. **D. exfoliati'va** is characterized by scaly, exfoliating patches, and resembles pityriasis rubra. **Fungoid d.,** mycosis fungoides. **D. gangræno'sa.** Same as *Sphaceloderma.* **D. gangræno'sa infan'tum,** multiple disseminated gangrene of the skin of infants. **D. glandula'ris erythemato'sa,** lupus erythematosus. **D. herpetifor'mis.** Same as *D. multiformis.* **D. hiema'lis,** a dermatitis coming on with cold weather. **Malignant papillary d.,** Paget's disease. **D. medicamento'sa,** dermatitis caused by the action of drugs. **D. multifor'mis,** dermatitis marked by grouped, erythematous, papular, vesicular, pustular, or bullous lesions occurring in varied combinations, accompanied by burning and itching. Called also *Duhring's disease.* **D. papilla'ris capilli'tii,** a disease of the scalp and neck with the formation of elevations of the surface, interspersed with pustules and ending in scar-like elevations that resemble keloid. **D. re'pens,** a spreading dermatitis, chiefly of the upper extremity, following an injury, and probably neuritic in its nature. **D. skiagraph'ica** is due to the misuse of the Röntgen rays. **D. traumat'ica,** a form due to local injury or bruising. **D. venena'ta,** a form due to local action of a chemical or exter-

nal poison. **X-ray d.**, inflammation of the skin from prolonged exposure to the *x*-rays.

Dermato-autoplasty (der″mat-o-aw′to-plas-te) [Gr. δέρμα skin + αὐτός self + πλάσσειν to mould]. The operation of grafting with skin taken from some other portion of the patient's own body.

Dermatobia (der-mat-o′be-ah). A genus of American flies. *D. noxia′lis* is the cause of tropical cutaneous myiasis.

Dermatocellulitis (der″mat-o-sel-u-li′tis) [Gr. δέρμα skin + *Cellulitis*]. Inflammation of the skin and subcutaneous cellular tissue.

Dermatoconiosis, Dermatokoniosis (der″mat-o-ko-ne-o′sis) [Gr. δέρμα skin + κονία dust]. Any skin affection caused by dust.

Dermatocyst (der′mat-o-sist) [Gr. δέρμα skin + *Cyst*]. A cyst of the skin.

Dermatograph (der-mat′o-graf) [Gr. δέρμα skin + γράφειν to record]. An instrument for marking the boundaries of the body.

Dermatography (der-mat-og′raf-e) [Gr. δέρμα skin + γράφειν to write]. A description or account of the skin.

Dermatoheteroplasty (der″mat-o-het′er-o-plas-te) [Gr. δέρμα skin + ἕτερος other + πλάσσειν to form]. Skin-grafting in which the skin is taken from the body of another person.

Dermatoid (der′mat-oid) [Gr. δέρμα skin + εἶδος form]. Skin-like.

Dermatokelidosis (der″mat-o-kel-id-o′sis) [Gr. δέρμα skin + κηλιδοῦν to stain]. A spotted condition of the skin.

Dermatol (der′mat-ol). A basic gallate of bismuth, $C_6H_2(OH)_3CO_2Bi(OH)_2$; a yellow, astringent antiseptic powder, used as a dressing for wounds and sores, and internally as a remedy for diarrhea and diseases of mucous membranes. Dose, 10–30 gr. (0.666–2 gm.).

Dermatologist (der-mat-ol′o-jist). An expert in skin-diseases.

Dermatology (der-mat-ol′o-je). The sum of what is known regarding the skin and skin-diseases.

Dermatolysis (der-mat-ol′is-is) [Gr. δέρμα skin + λύσις loosening]. Hypertrophy of the skin and subcutaneous tissues, with a tendency of the skin to hang in folds: called also *Cutis pendula* and *Pachydermatocele*.

Dermatoma (der-mat-o′mah) [Gr. δέρμα skin + -ωμα tumor]. An abnormal or perverted growth of skin-tissue.

Dermatome (der′mat-ōm) [Gr. δέρμα skin + τομή a cut]. An instrument for incising the skin.

Dermatomere (der′mat-o-mēr) [Gr. δέρμα skin + μέρος part]. Any segment or metamere of the embryonic integument.

Dermatomucosomyositis (der″mat-o-mu-ko″so-mi-o-si′tis). Inflammation of the skin, mucous membrane, and muscles.

Dermatomycosis (der″mat-o-mi-ko′sis) [Gr. δέρμα skin + μύκης fungus]. Any skin-disease due to a parasitic plant-growth. **D. microspori′na**, tinea versicolor.

Dermatomyoma (der″mat-o-mi-o′mah) [Gr. δέρμα skin + *Myoma*]. A myoma of the skin.

Dermatomyositis (der″mat-o-mi-o-si′tis) [Gr. δέρμα skin + μῦς muscle]. Inflammation of the skin and muscles.

Dermatoneurology (der″mat-o-nu-rol′o-je) [Gr. δέρμα skin + νεῦρον nerve + λόγος treatise]. The study of the nerves of the skin in health and disease.

Dermatoneurosis (der″mat-o-nu-ro′sis) [Gr. δέρμα skin + νεῦρον nerve]. Any neurosis of the skin.

Dermatopathophobia (der″mat-o-path-o-fo′be-ah) [Gr. δέρμα skin + πάθος disease + φόβος fear]. Morbid anxiety with regard to the skin, its diseases, etc.

Dermatophone (der′mat-o-fōn) [Gr. δέρμα skin + φωνή sound]. An instrument for auscultating the sounds of the blood-current of the skin.

Dermatophyte (der′mat-o-fīt) [Gr. δέρμα skin + φυτόν plant]. A plant-growth, or species of plant, parasitic upon the skin.

Dermatoplastic (der″mat-o-plas′tik). Pertaining to the plastic surgery of the skin.

Dermatoplasty (der′mat-o-plas-te) [Gr. δέρμα skin + πλάσσειν to form]. Operative replacement of destroyed or lost skin.

Dermatoptic (der-mat-op′tik) [Gr. δέρμα skin + ὀπτικός optic]. Seeing with the integument; a power alleged to be possessed by the mollusk *Pho′las dac′tylus*.

Dermatorrhea (der″mat-or-re′ah) [Gr. δέρμα skin + ῥοία flow]. A morbid excess of sweat.

Dermatosclerosis (der″mat-o-skle-ro′sis) [Gr. δέρμα skin + σκλήρωσις hardening]. Same as *Scleroderma*.

Dermatosis (der-mat-o′sis) [Gr. δέρμα skin]. Any skin-disease. **D. Kapo′si**, xeroderma pigmentosa. **Stasis-d.**, skin-disease marked by disturbances of the circulation and of lymphatic absorption. **Unna's d.**, seborrheic eczema.

Dermatosome (der′mat-o-sōm) [Gr. δέρμα skin + σῶμα body]. A thickening of each chromatin segment forming a part of the equatorial plate in karyokinesis.

Dermatoxerasia (der″mat-o-ze-ra′ze-ah) [Gr. δέρμα skin + ξηρασία dryness]. Same as *Xeroderma*.

Dermatozoon (der″mat-o-zo′on) [Gr. δέρμα skin + ζῷον animal]. Any animal parasite of the skin; an ectozoon.

Dermatozoonosus (der″mat-o-zo-on-o′sus) [Gr. δέρμα skin + ζῷον animal + νοσος disease]. A skin-disease caused by a dermatozoon.

Dermatrophia (der-mat-ro′fe-ah) [Gr. δέρμα skin + ἀτροφία atrophy]. Atrophy of the skin.

Dermenchysis (der-men′kis-is) [Gr. δέρμα skin + ἐγχεῖν to pour in]. The hypodermic exhibition of medicines.

Dermepenthesis (derm-ep-en′the-sis) [Gr. δέρμα skin + ἐπένθεσις insertion]. Skin-grafting.

Dermic (der′mik). Pertaining to the skin, or dermis.

Dermis (der′mis) [L.]. The skin; especially the corium, or true skin.

Dermitis (der-mi′tis) [Gr. δέρμα skin]. Inflammation of the skin.

Dermoblast (der′mo-blast) [Gr. δέρμα skin + βλαστός germ]. That part of the mesoblast which develops into the true skin.

Dermocyma, Dermocymus (der-mo-si′mah, der-mo-si′mus) [Gr. δέρμα skin + κῦμα fetus]. A monstrosity in which one fetus is enclosed within another.

Dermogen (der′mo-jen). A yellow odorless powder, a proprietary preparation of zinc peroxid: used as a stimulant and antiseptic dressing.

Dermographia, Dermographism, Dermography (der-mo-gra′fe-ah, der-mog′raf-izm, der-mog′raf-e) [Gr. δέρμα skin + γράφειν to write]. A condition in which tracings made on the skin leave a distinct reddish, elevated mark. See *Autographism*.

Dermoid (der′moid) [Gr. δέρμα skin + εἶδος form]. 1. Resembling the skin. 2. A form of congenital cyst, chiefly ovarian, containing hair, skin, teeth, etc.; a dermoid cyst. See *Cyst*. **Implantation-d.**, a dermoid resulting from an injury by

which a portion of the epiblastic structure is driven into the body. **Sequestration-d.**, a dermoid formed along the line of coalescence of the opposite halves of the body of the embryo. **Thyroid d.**, a tumor formed from a retention-cyst of the persistent thyroid duct or of the thyro-lingual duct. **Tubal d.** See *Tubulodermoid*. **Wandering d.**, a dermoid tumor which is found in an abnormal situation, and which is movable from one place to another.

Dermoidectomy (der-moid-ek′to-me) [*Dermoid* + Gr. ἐκτομή excision]. Excision of a dermoid.

Dermol (der′mol). Bismuth chrysophanate, Bi-$(C_{15}H_2O_4)_3Bi_2O_3$; an amorphous yellow powder, a result of the mixture of chrysarobin and bismuth hydroxid. It is an antiseptic, used in skin-diseases.

Dermolia (der-mo′le-ah). An antiseptic containing zinc oxid, carbolic acid, wool-fat, and thymol.

Dermomycosis (der″mo-mi-ko′sis) [Gr. δέρμα skin + μύκης fungus]. Any skin-disease caused by a fungus.

Dermoneurosis (der″mo-nu-ro′sis) [Gr. δέρμα skin + νεῦρον nerve]. Any neurosis of the skin.

Dermonosology (der″mo-no-sol′o-je) [Gr. δέρμα skin + *Nosology*]. The nosology or classification of skin-diseases.

Dermopathy (der-mop′a-the) [Gr. δέρμα skin + πάθος disease]. Any skin-disease.

Dermophlebitis (der″mo-fle-bi′tis) [Gr. δέρμα skin + φλέψ a vein + -ιτις inflammation]. Inflammation of the veins of the skin.

Dermoplasty (der′mo-plas-te). See *Dermatoplasty*.

Dermosapol (der-mo-sa′pol). A cod-liver-oil soap recommended for inunctions in scrofulous and tuberculous subjects.

Dermoskeleton (der-mo-skel′et-on). Same as *Exoskeleton*.

Dermostenosis (der″mo-sten-o′sis) [Gr. δέρμα skin + στένωσις contraction]. Contraction of the skin.

Dermostosis (derm-os-to′sis) [Gr. δέρμα skin + ὀστέον bone]. Ossification in the skin.

Dermosynovitis (der″mo-si-no-vi′tis) [Gr. δέρμα skin + *Synovitis*]. A malignant inflammation of the sole of the foot, with a tendency to involve the synovial sheaths.

Dermosyphilopathy (der″mo-sif-il-op′ath-e) [Gr. δέρμα skin + *Syphilopathy*]. Any syphilitic skin-disease.

Derodidymus, Derodymus (der-o-did′im-us, de-rod′im-us) [Gr. δέρη neck + δίδυμος twin]. A fetus with one body, two heads, and two necks.

Derrid (der′rid). A poisonous resin from *Der′ris ellip′tica*, a tree of Southern Asia.

Desalination (de-sal-in-a′shun) [L. *de-* from + *sal* salt]. The removal of salt from a substance.

Desamidization (des-am-id-iz-a′shun). Same as *Deamidization*.

Desanimania (des″an-i-ma′ne-ah) [L. *dis-* neg. + *an′imus* mind + *ma′nia* madness]. Amentia, or mindless insanity.

Descemetitis (des″se-met-i′tis). Inflammation of Descemet's membrane; cyclitis or serous iritis.

Descemetocele (des-se-met′o-sēl) [*Descemet's* membrane + Gr. κήλη hernia]. Hernia of Descemet's membrane.

Descemet's membrane (des-māz′). See *Membrane*.

Descendens noni (de-sen′denz no′ni) [L.]. See *Nerves, Table of*.

Descending (des-sen′ding) [L. *descen′dere* to go down]. Extending downward or distad.

Deshydremia (des-hi-dre′me-ah) [L. *de* from + ὕδωρ water + αἷμα blood]. Deficiency of the watery element of the blood.

Desiccant, Desiccative (des′sik-ant, des′ik-at-iv). Promoting dryness.

Desiccate (des′ik-āt) [L. *desicca′re* to dry up]. To render thoroughly dry.

Desiccator (des′ik-a-tor). A closed vessel for containing apparatus or chemicals that are to be kept free from moisture.

Desichthol (des-ik′thol). A volatile oil distilled by the action of steam from ichthyol: used in the treatment of skin diseases.

Desmectasia, Desmectasis (des-mek-ta′se-ah, des-mek′ta-sis) [Gr. δεσμός ligament + ἔκτασις stretching]. The stretching of a ligament.

Desmepithelium (des-mép-e-the′le-um) [Gr. δεσμός hand + *Epithelium*]. The dermal epithelium or endothelial lining of blood-vessels, lymphatics, and synovial membranes.

Desmitis (des-mi′tis) [Gr. δεσμός ligament]. Inflammation of a ligament.

Desmobacteria (des″mo-bak-te′re-ah) [Gr. δεσμός band + *Bacteria*]. A group of schizomycetes to which true bacilli belong.

Desmodynia (des-mo-din′e-ah) [Gr. δεσμός ligament + ὀδύνη pain]. Pain in a ligament.

Desmography (des-mog′raf-ē) [Gr. δεσμός ligament + γραφή writing]. A description of the ligaments.

Desmoid (des′moid) [Gr. δεσμός band + εἶδος form]. 1. Fibrous or fibroid. 2. A very hard and tough fibroma.

Desmology (des-mol′o-je) [Gr. δεσμός ligament + λόγος treatise]. 1. The science of the ligaments. 2. The art of bandaging.

Desmoma (des-mo′mah) [Gr. δεσμός band + -ωμα tumor]. A fibroma, or connective-tissue tumor.

Desmon (des′mon) [Gr. δεσμός band, bond]. Same as *Amboceptor*.

Desmoneoplasm (des-mo-ne′o-plazm) [Gr. δεσμός band + *Neoplasm*]. A neoplasm formed of connective tissue.

Desmopathy (des-mop′ath-e) [Gr. δεσμός band + πάθος disease]. Any disease of the ligaments.

Desmopexia (des-mo-pek′se-ah) [Gr. δεσμός band + πῆξις fixation]. The operation of suturing the round ligaments to the abdominal wall or to the vaginal wall for the correction of uterine displacement.

Desmorrhexis (des-mor-rek′sis) [Gr. δεσμός ligament + ῥῆξις rupture]. The rupture of a ligament.

Desmotomy (des-mot′o-me) [Gr. δεσμός ligament + τομή a cutting]. The anatomy of, or the cutting of, ligaments.

Despumation (des-pu-ma′shun) [L. *de* away + *spu′ma* froth]. The removal of froth or scum from the surface of a liquid.

Desquamation (des-kwam-a′shun) [L. *de* from + *squa′ma* scale]. The shedding of epithelial elements, chiefly of the skin, in scales or sheets. **Furfuraceous d.**, desquamation in bran-like scales. **Membranous d.**, desquamation in large sheets. **Siliquose d.**, the shedding from the skin of dried vesicles resembling siliques.

Desquamative, Desquamatory (des′kwam-a-tiv, des-kwam′at-o-re). Associated with desquamation.

Dessert spoon (dez-zert′). A measure about equal to two fluidrams.

Desternalization (de-ster″nal-i-za′shun) [L. *de* from + *Sternum*]. Separation from the sternum.

Destructive (des-truk'tiv). Causing or associated with destruction or loss of identity.

Desumvergence (de-sum-ver'jens). Same as *Deorsumvergence.*

Detergent (de-ter'jent) [L. *deterge're* to cleanse]. Purifying, cleansing; a purifying medicine.

Determinant (de-ter'min-ant) [L. *determina're*, to bound, limit, or fix]. That which determines, fixes, or establishes something. In biology, a biophore or group of biophores inherited from some ancestor and having the special function of developing in the descendant some particular characteristic of the ancestor.

Determination (de-ter-min-a'shun) [L. *determina'tio*]. A tendency of the blood to collect in a part.

Dethyroidism (de-thi'roid-izm). Symptoms due to the removal of the thyroid.

Detonation (de-to-na'shun) [L. *de* intensive + *tona're* to thunder]. Loudly explosive combustion.

Detorsion (de-tor'shun). The correction of a curvature or deformity.

Detoxication, Detoxification (de-toks-ik-a'shun, de-toks-if-ik-a'shun). Reduction of the toxic properties of poisons.

Detrition (de-trish'un) [L. *de* away + *ter'ere* to wear]. A wearing away, as of the teeth, by friction.

Detritus (de-tri'tus) [L., from *deter'ere* to rub away]. The remains of any broken-down tissue.

Detruncation (de-trun-ka'shun) [L. *de* off + *trun'cus* trunk]. Decapitation, or decollation; beheadal, chiefly of the fetus.

Detrusor urinæ (de-tru'sor u-ri'ne) [L.]. The longitudinal muscle-fibers of the bladder.

Deutencephalon (du-ten-sef'al-on) [Gr. δεύτερος second + ἐγκέφαλος brain]. See *Thalamencephalon.*

Deuteranopia (du-ter-an-o'pe-ah) [L. *Deutero-* + *Anopia*]. Von Kries' term for green-blindness, as indicating a defect in the second constituent necessary for color-vision. See *Protanopia* and *Tritanopia.*

Deutero- [Gr. δεύτερος second]. A prefix meaning second.

Deutero-albumose (du''ter-o-al'bu-mōs). An albumose soluble in water and in certain saline solutions, but precipitated by ammonium sulphate.

Deutero-elastose (du''ter-o-e-las'tōs). A product of the digestion of elastin; elastin peptone.

Deuterofibrinose (du''ter-o-fi'brin-ōs). A proteolyte formed from blood-fibrin by digestion.

Deuteroglobulose (du''ter-o-glob'u-lōs). One of the proteolytes formed in the digestion of paraglobulin.

Deuteromyosinose (du''ter-o-mi-os'in-ōs). An albumose derived from the digestion of myosin.

Deuteropathy (du-ter-op'ath-e) [Gr. δεύτερος second + πάθος disease]. A disease that is secondary to another disease.

Deuteroplasm (du'ter-o-plazm) [Gr. δεύτερος second + πλάσμα something formed]. The nutritive part of the yolk of an ovum.

Deuteroproteose (du''ter-o-pro'te-ōs). One of the soluble products of proteolysis effected by means of papain.

Deuterotoxin (du''ter-o-tok'sin). Any one of the second of the four groups of diphtheria-toxins. See *Prototoxin, Tritotoxin, Hematoxin.*

Deuthyalosome (du-thi-al'o-sōm) [Gr. δεύτερος second + ὕαλος glass + σῶμα body]. The matured nucleus of an ovum.

Deutiodid (du-ti'o-did). An iodid which contains twice the normal proportion of iodin.

Deutipara (du-tip'ar-ah). Same as *Secundipara.*

Deutobromid (du-to-bro'mid). That one of two bromids of the same base which contains twice the amount of bromin which the other contains.

Deutochlorid (du-to-klo'rid). Any chlorid which contains twice the normal proportion of chlorin.

Deutomerite (du-to-me'rīt) [Gr. δεύτερος second + μέρος portion]. The posterior portion of certain gregarine protozoa.

Deutoplasm (du'to-plazm). See *Deuteroplasm.*

Deutoscolex (du-to-sko'lex) [Gr. δεύτερος second + *Scolex*]. A secondary scolex; the hydatid form of a tapeworm.

Deutospermatoblast (du-to-sper'mat-o-blast) [Gr. δεύτερος second + σπέρμα seed + βλαστός germ]. One of the cells into which the protospermatoblasts divide. The deutospermatoblasts form the spermatozoids.

Developmental (de-vel''op-men'tal). Pertaining to development.

Deviation (de-ve-a'shun) [L. *devia're* to turn aside]. A turning away from the regular standard or course. **Conjugate d.**, the deflection of two similar parts, as the eyes, in the same direction at the same time. **Minimum d.**, the smallest deflection of a ray of light that can be produced by a given prism. **Primary d.**, the displacement of the axis of the squinting eye in strabismus when the sound eye fixes. **Secondary d.**, that which affects the sound eye in strabismus while the squinting eye performs fixation. **Strabismic d.**, the abnormal turning of the eye in strabismus.

Devisceration (de-vis-er-a'shun) [L. *de* away + *vis'cus* viscus]. The removal of viscera.

Devitalize (de-vi'tal-īz) [L. *de* from + *vi'ta* life]. To deprive of vitality or of life.

Devolution (dev-o-lu'shun) [L. *de* down + *volvere* to roll]. 1. The reverse of evolution. 2. Catabolic change.

Devorative (dev'or-a-tiv) [L. *devora're* to devour]. Intended to be swallowed without chewing.

Dew-cure (du'kūr). Kneippism; treatment by walking barefooted in the dew.

Dew-point (du'point). The temperature of the atmosphere at which the moisture begins to be deposited as dew.

Dexiocardia (dex''e-o-kar'de-ah) [Gr. δεξιός on the right + καρδία heart]. Transposition of the heart to the right side of the thorax.

Dexter (dex'ter) [L.]. Situated on the right side.

Dextrad (dex'trad). Toward the right side or right hand.

Dextran (dex'tran). A gummy substance produced from milk, beet-juice, molasses, etc., by the action of certain cocci.

Dextrin (dex'trin) [L. *dex'ter* right]. A soluble carbohydrate, $C_6H_{10}O_5$, into which starch is converted by diastase or by dilute acids. It is a white or yellowish powder, in aqueous solution forming mucilage. See *Achroodextrin* and *Erythrodextrin.* **Animal d.**, glycogen. **Liver-d.**, a carbohydrate found in the liver, often in considerable amounts.

Dextrinase (dex'trin-ās). A ferment of starch which converts the latter into isomaltose.

Dextrinate (dex'trin-āt). To convert into dextrin.

Dextrinuria (dex-trin-u're-ah) [*Dextrin* + Gr. οὖρον urine]. The presence of dextrin in the urine.

Dextrocardia (dex-tro-kar'de-ah). Same as *Dexiocardia.*

Dextrococain (deks-tro-ko'ka-in). Same as *Isococain.*

Dextrocular (deks-trok'u-lar). Right-eyed; affected with dextrocularity.

Dextrocularity (deks-trok-u-lar'it-e) [L. *dex'ter* right + *oc'ulus* eye]. The condition of having greater visual power in the right eye and, therefore, using it more than the left.

Dextroduction (dex-tro-duk'shun) [L. *dex'ter* right + *du'cere* to draw]. Movement of either eye to the right.

Dextroform (dex'tro-form). A substance prepared from dextrin and formaldehyd: its solutions are useful in gonorrhea, empyema, and cystitis.

Dextrogyre, Dextrogyrate (dex'tro-jīr, dex-tro-ji'rāt) [L. *dex'ter* right + *gyra're* to turn]. Same as *Dextrorotatory.*

Dextromenthol (dex-tro-men'thol). An oxidation-product of menthol.

Dextrorotatory (dex-tro-ro'tat-o-re) [L. *dex'ter* right + *rota're* to turn]. Turning the rays of light to the right.

Dextrosaccharin (dex-tro-sak'kar-in). A compound of glucose (2000 parts) and saccharin (1 part).

Dextrose (dex'trōs). Grape-sugar; a glucose which rotates polarized light to the right.

Dextrosinistral (dex''tro-sin-is'tral) [L. *dex'ter* right + *sinis'ter* left]. Extending from right to left.

Dextrosuria (deks-tro-su're-ah) [*Dextrose* + Gr. οὖρον urine]. The presence of dextrose in the urine.

Dextrotorsion (dex-tro-tor'shun). A twisting to the right.

Dextroversion (dex-tro-ver'sion) [L. *dex'ter* right + *ver'tere* to turn]. Version to the right side.

Dezymotize (de-zīm'o-tīz) [L. *de* priv. + Gr. ζύμη leaven]. To deprive of ferments or of germs.

Dhad (dahd). An annoying disease of the skin of the waist, occurring in Northern India.

Diabetes (di-ab-e'tez) [Gr. διά through + βαίνειν to go]. A disease marked by habitual discharge of an excessive quantity of urine. **Alimentary d.**, diabetes due to defective metabolism of the carbohydrates of the food. **D. alter'nans**, diabetes alternating with gout. **Artificial d.**, puncture-, or experimental, diabetes. **Azoturic d.**, diabetes with increase of urea in the urine. **Biliary d.**, Hanot's disease. See under *Disease.* **Bronze d.**, diabetes attended by pigmentation of the secreting organs, and with hepatic and pancreatic sclerosis. **Cerebral d.**, a form in which brain-sugar, or cerebrose, appears in the urine in place of glucose; cerebrosuria. **Composite d.**, that which is at first lipogenous, but afterward is marked by emaciation. **Conjugal d.**, diabetes affecting both husband and wife. **D. decip'iens**, glycosuria with no excess in amount of urine or in the drinking of water. **Fat-d.**, a variety tn which the patient becomes fat. **Gouty d.**, diabetes associated with the gouty diathesis. **Hydruric d.**, diabetes with excess of water in the urine, but no increase in the solid elements. **D. inosi'tus**, diabetes in which the sugar of the urine is inosite; inosituria. **D. insip'idus**, a chronic disease marked by great thirst and the passage of a large amount of urine with no excess of sugar. It is often attended by voracious appetite, loss of strength, and emaciation. **Lean d.**, a variety with marked emaciation. **Lipogenous d.**, diabetes with obesity. **Masked d.**, obesity without glycosuria: at a later stage it passes into diabetes mellitus. **D. melli'tus**, a disease marked by the passage of an excessive amount of urine containing an excess of sugar; glycosuria. It is attended by thirst, enormous appetite, emaciation, and loss of strength: it may occur in a temporary form after the use of certain foods, with certain nervous diseases, and with congestion of the liver; but the disease is usually chronic and fatal, although in elderly people it may continue for some years. **Mosler's d.**, inosituria with polyuria. **Neurogenous d.**, a form which is due to disease of a nerve-center. **Pancreatic d.**, that which is associated with disease of the pancreas. **Phloridzin d.**, a form produced by administering phloridzin. **Phosphatic d.**, polyuria and polydipsia in which the urine is loaded with phosphates. **Puncture-d.**, a form produced by puncturing the oblongata near the diabetic center. **Temporary d.**, d. which lasts but a short time and is usually an epiphenomenon of some other disease. **Toxic d.**, d, due to a poison.

Diabeteserin (di-ab-e-tes'er-in). A combination of Trunecke's serum and cerin: used in arterial sclerosis.

Diabetic (di-ab-et'ik). Pertaining to or affected with diabetes.

Diabetico (di-ab-et'ik-o). A drink for diabetics: alcohol, 8½ per cent.; tartaric acid, 0.56 per cent.; phosphoric acid, 0.025 per cent.; glycerin, 0.82 per cent.; sulphuric acid, 0.036 per cent.; saccharin, 0.023 per cent., etc.

Diabetid (di-ab-e'tid). A cutaneous manifestation of diabetes.

Diabetin (di-ab-e'tin). Levulose: recommended as a safe sugar for use in diabetes; a proprietary name.

Diabetogenic (di-a-bet-o-jen'ik) [*Diabetes* + Gr. γεννᾶν to produce]. Producing diabetes.

Diabetogenous (di''ab-et-oj'en-us). Produced by diabetes.

Diabetograph (di-ab-e'to-graf) [*Diabetes* + Gr. γράφειν to write]. An instrument in which urine is dropped into boiling Fehling's solution; a graduated scale with figures shows the proportion of glucose present.

Diabetometer (di''ab-e-tom'et-er) [*Diabetes* + Gr. μέτρον measure]. A polariscope for use in estimating the percentage of sugar in urine.

Diabrosis (di-ab-ro'sis) [Gr. διά through + βρῶσις eating]. Perforation resulting from a corrosive process; perforating ulceration.

Diabrotic (di-ab-rot'ik) [Gr. διαβρωτικός]. 1. Ulcerative; caustic. 2. A corrosive or escharotic agent.

Diacele (di'as-ēl). See *Diacoele.*

Diacetanilid (di''as-et-an'il-id). An acetanilid derivative, $C_6H_5N(C_2H_3O_2)_2$: physiologically more active than acetanilid.

Diacetate (di-as'et-āt). Any salt of diacetic acid.

Diacetemia (di-as-e-te'me-ah) [*Diacetic acid* + Gr. αἷμα blood]. The presence of diacetic acid in the blood.

Diacetic acid (di-as-e'tik). See *Acid.*

Diaceticaciduria (di''as-e''tik-as''id-u're-ah). Same as *Diaceturia* or *Acetonuria.*

Diacetin (di-as-e'tin). Glyceryl diacetate; $C_3H_5(OH)(C_2H_3O_2)_2$, from glycerin.

Diacetonuria (di-as''et-o-nu're-ah). Same as *Diaceturia.*

Diaceturia (di''as-e-tu're-ah) [*Diacetic* + Gr. οὖρον urine]. The excretion of diacetic acid in the urine.

Diacetyl-morphin (di-as-e''til-mor'fin). Same as *Heroin.*

Diachylon (di-ak'il-on) [Gr. διὰ χυλῶν made of juices]. Lead plaster. **Compound d., Yellow**

d., galbanum plaster. **D. ointment**, mixture of olive oil and lead plaster.

Diacid (di′as-id) [Gr. δίς twice + *Acid*]. Having two replaceable hydrogen atoms; also, capable of saturating a dibasic acid, or two molecules of a monobasic acid.

Diaclasia, Diaclasis (di-ak-la′zhe-ah, di-ak′-las-is) [Gr. διά through + κλᾶν to break]. A fracture; especially one made for a surgical purpose.

Diacœle, Diacœlia (di-as-e′le, di-as-e′le-ah) [Gr. διά between + κοιλία a hollow]. The third ventricle.

Diacritic, Diacritical (di-ah-krit′ik, di-ah-krit′-ik-al) [Gr. διά apart + κρίνειν to judge]. Diagnostic.

Diad (di′ad). 1. Having a valency or combining power of two. 2. An element or radical which has a valency of two.

Diaderm (di′ad-erm) [Gr. διά throughout + δέρμα skin]. The blastoderm during that stage in which it consists of an ectoderm and an entoderm.

Diadokokinesia (di-ah-dok″o-kin-e′se-ah). [Gr. διαδοκός succeeding + κινησις motion]. The function of arresting one motor impulse and substituting for it one that is diametrically opposite.

Diagnose (di′ag-nōs). Same as *Diagnosticate*.

Diagnosis (di-ag-no′sis) [Gr. διά apart + γνῶσις knowledge]. 1. The art of distinguishing one disease from another. 2. The determination of the nature of a case of disease. **Clinical d.**, diagnosis based on the symptoms shown during life irrespective of the morbid changes producing them. **Differential d.**, the distinguishing between two allied diseases by contrasting their symptoms. **Direct d.**, pathologic diagnosis by observing structural lesions or pathognomonic symptoms. **D. by exclusion**, recognition of a disease by excluding all other known diseases. **Niveau-d.** [Fr. level-diagnosis]. Localization of the exact level of a lesion; as, for instance, of an intervertebral tumor. **Pathologic d.**, diagnosis by observing the structural lesions present. **Physical d.**, determination of disease by inspection, palpation, percussion, or auscultation. **Regional d., Topographical d.**, diagnosis of the locality in which a lesion is situated.

Diagnostic (di-ag-nos′tik). Pertaining to or subserving diagnosis.

Diagnosticate (di-ag-nos′tik-āt). To make a diagnosis of; to recognize the nature of an attack of disease.

Diagnostician (di″ag-nos-tish′an). An expert in diagnosis.

Diagrammatic (di″ag-ram-at′ik). Drawn to illustrate a principle in anatomy, physiology, or embryology rather than as an exact representation of nature.

Diagraph (di′ag-raf) [Gr. διά across + γράφειν to write]. An instrument for recording outlines: used in craniotomy, etc.

Dialysate (di-al′is-āt). A liquid that has been dialyzed.

Dialysis (di-al′is-is) [Gr. διά through + λύειν to loose]. 1. The separation of substances from a mixture by their different diffusibility through porous membranes. 2. Solution of continuity.

Dialyzed (di′al-īzd). Separated or prepared by dialysis.

Dialyzer (di′al-i-zer). Apparatus for effecting dialysis.

Diamagnetic (di″ah-mag-net′ik) [Gr. διά across + μάγνης magnet]. Taking a position at right angles with the lines of magnetic influence.

Diameter (di-am′et-er). A straight line through a center, joining opposite points of a periphery.

Anteroposterior d. (of pelvic inlet). 1. That which joins the anteroposterior angle of pelvic inlet; that which joins the sacrovertebral angle with the symphysis pubis. 2. (Of pelvic outlet). Joins tip of coccyx to suprapubic ligament. **Anterotransverse d., Temporal d.**, between tips of alæ magnæ. **Baudelocque's d.**, the external conjugate diameter of pelvis. **Biparietal d.** joins the parietal eminences. **Bitemporal d.**, that which joins the extremities of the coronal suture. **Conjugate d.**, the anteroposterior diameter of the pelvic inlet. **Craniometric d.**, any line connecting two craniometric points of the same name. **Deventer's d.**, the oblique diameter of the pelvis. **Diagonal conjugate d.** joins sacrovertebral angle and subpubic ligament. **External conjugate d.** connects depression above spine of first sacral vertebra and middle of upper border of symphysis pubis. **Fetal cranial d's** are the occipitomental, occipitofrontal, suboccipitobregmatic, cervicobregmatic, biparietal, bitemporal, and frontomental. **Inferior longitudinal d.**, from foramen cæcum to internal occipital protuberances: called also *Sagittal d.* **Intercristal d.**, the distance between the middle points of the iliac crests. **Mentoparietal d.**, from chin to vertex. **Occipitofrontal d.** joins the root of the nose and occipital prominence. **Occipitomental d.** joins the external occipital protuberance and the chin. **Parietal d., Posterotransverse d.**, between tuberosities of parietal bones. **Pelvic d.**, any diameter of the pelvis. **Sagittal d.**, from glabella to external occipital protuberance. **Superior sagittal d.**, between middle of internal crest of frontal bone and superior linea cruciata of occipital. **Trachelobregmatic d.** joins the center of the anterior fontanel and junction of neck with floor of mouth. **Transverse d. of pelvic inlet** connects the two most widely separated points of pelvic inlet. **Transverse d. of pelvic outlet** joins the ischial tuberosities. **True conjugate d.** connects sacrovertebral angle with the middle of most prominent part of posterior aspect of symphysis pubis. **Vertical d.**, between foramen magnum and vertex.

Diamid, Diamide (di′am-id). A double amid; a double molecule of ammonia in which the hydrogen is in part replaced by acid radicals.

Diamin (di-am′in) [L. *di* two + *Amin*]. 1. An amin in which is a double molecule of ammonia in which the hydrogen has been wholly or partly replaced by a base. 2. Hydrazin sulphate, $H_2SO_4.H_2N.H_2N.NH_2.NH_2.H_2SO_4$; a poisonous germicide in colorless crystals.

Diamino-acids. Same as *Hexone bases*. See under *Base*.

Diaminuria (di-am-in-u′re-ah). The presence of diamins in the urine.

Diapason (di-ah-pa′son) [Gr. διά through + πασῶν all]. A tuning-fork: used in the diagnosis of ear-troubles.

Diapedesis (di″ah-pe-de′sis) [Gr. διά through + πηδάειν to pass]. The passage of blood or of leukocytes through the unruptured walls of vessels.

Diaphane (di′af-ān) [Gr. διαφανής transparent]. 1. The investing membrane of a cell. 2. A minute electric lamp for use in transillumination.

Diaphanometer (di″a-fa-nom′et-er) [Gr. διαφανής translucent + μέτρον measure]. An instrument for testing milk, urine, and other fluids by means of transmitted light.

Diaphanoscope (di-af-an′o-skōp) [Gr. διά through + σκοπεῖν to view]. An instrument for illuminating a body-cavity and rendering it visible.

Diaphanoscopy (di-af-an-os′ko-pe). Examination with the diaphanoscope.

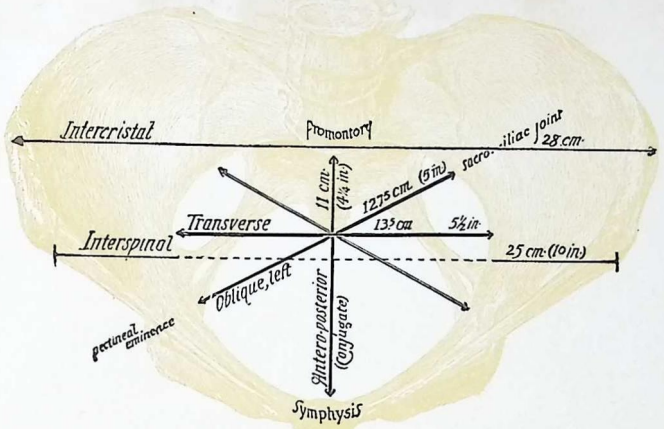

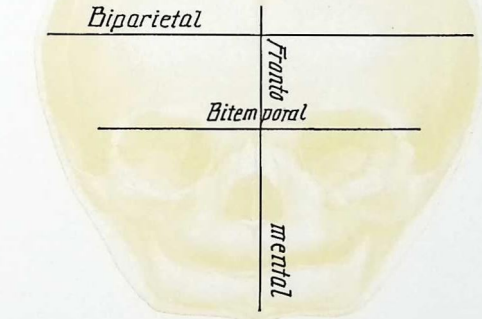

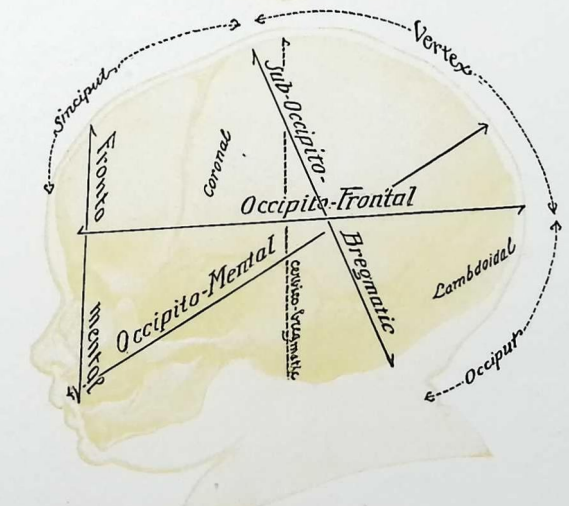

DIAMETERS: 1, diameters of pelvic brim with transverse iliac diameters; 2, fetal skull from in front, and 3, from the side, showing diameters (Dickinson).

Diaphemetric (di″af-e-met′rik) [Gr. διά through + ἀφή touch + μέτρον measure]. Pertaining to the measurement of tactile sensibility.

Diaphoresis (di″af-o-re′sis) [Gr. διά through + φορεῖν to carry]. Perspiration, and especially profuse perspiration.

Diaphoretic (di″af-o-ret′ik). 1. Stimulating the secretion of sweat. 2. A medicine that increases the perspiration. **Sedative d.**, one that acts by dilating the cutaneous vessels: such as the cardiac sedatives and nauseants.

Diaphragm (di′af-ram) [Gr. διά across + φράγμα wall]. 1. The musculomembranous partition that separates the abdomen from the thorax. 2. Any thin septum. 3. A disk with one or more openings in it mounted in front of a lens to shut off part of the light from it. **D.-phenomenon.** See *Phenomenon*. **Urogenital d.**, the triangular ligament of the perineum.

Diaphragmalgia(di″a-frag-mal′je-ah)[*Diaphragm* + ἄλγος pain]. Pain in the diaphragm.

Diaphragmatic (di″af-rag-mat′ik). Pertaining to or of the nature of a diaphragm.

Diaphragmatitis, Diaphragmitis (di″af-rag-mati′tis, di″af-rag-mi′tis). Inflammation of the diaphragm.

Diaphragmatocele (di″af-rag-mat′o-sēl) [*Diaphragm* + Gr. κήλη tumor]. Diaphragmatic hernia.

Diaphragmodynia (di″af-ram-o-din′e-ah) [*Diaphragm* + Gr. ὀδύνη pain]. Pain in the diaphragm.

Diaphtherin (di-af′the-rin). Oxychinaseptol, a yellow powder derived from coal-tar, and composed of two molecules of oxychinolin and one of aseptol. It is used as an antiseptic in solutions of from 1 to 50 per cent.

Diaphtol (di-af′tol). Chinaseptol; a chinolin derivative in yellowish crystals: antiseptic and antirheumatic.

Diaphysis (di-af′is-is) [Gr. διά apart + φύειν to grow]. Any shaft of a long bone.

Diaphysitis (di″af-is-i′tis). Inflammation of a diaphysis.

Diaplex, Diaplexus (di′ap-lex, di-ah-plex′us). The choroid plexus of the third ventricle.

Diapophysis (di-ap-of′is-is) [Gr. διά apart + ἀπόφυσις outgrowth]. The superior or articular part of a transverse process of a vertebra.

Diapyetic (di″ah-pi-et′ik). Promoting suppuration.

Diarrhea, Diarrhœa (di-ar-re′ah) [Gr. δία through + ῥεῖν to flow]. Abnormal frequency and liquidity of fecal discharges. **D. al′ba,** a disease of hot countries, affecting children especially. It is thought to be of filarial origin. **Cachectic d.**, that which is due to some constitutional disease. **Choleraic d.**, acute diarrhea with serous stools, accompanied by vomiting and collapse. **Cochin-China d.**, psilosis. **Crapulous d.**, due to excess in eating or drinking. **Critical d.**, diarrhea occurring at the crisis of a disease or producing a crisis. **Dissecting-room d.**, severe diarrhea caused by exposure to the effluvia of a dissecting-room. **Fermental d.**, diarrhea caused by acid fermentation due to microörganisms. **Hill-d.**, a severe type of chronic intestinal catarrh peculiar to hot climates: named from the hill-districts of India. **Irritative d.**, diarrhea due to irritation of the intestine by improper food, poisons, purgatives, etc. **Lienteric d.**, diarrhea with fluid stools containing undigested food. **Mechanical d.**, diarrhea due to mechanical obstruction to the portal circulation, producing gastro-intestinal hyperemia. **Mucous d.**, a kind characterized by the presence of mucus in stools. **D. pancreat′ica**, the diarrhea that accompanies parenchymatous degeneration or cystic disease of the pancreas. **Serous d.**, discharge of feces softened by copious serous fluid. **Summer-d.**, acute diarrhea in children during great heat of summer. **Tubercular d.**, a variety peculiar to cases of tuberculosis. **Vicarious d.**, that which is due to the impairment or suppression of some function. **Watery d.** Same as *Serous d.* **White d.**, a form in which the stools contain a thin, white mucus.

Diarthrosis (di-ar-thro′sis) [Gr. διά through + ἄρθρωσις joint]. A joint freely movable in any direction, like the shoulder- or the hip-joint. **D. rotato′ria,** a joint with pivot-like mobility.

Diascope (di-as′kōp) [Gr. διά through + σκωπεῖν to view]. A glass plate pressed against the skin for observing the anatomic changes other than those of congestion.

Diastalin (di-as′tal-in). A digestant preparation of pepsin, caroid, hydrochloric acid, nux vomica, etc.

Diastaltic (di-as-tal′tik) [Gr. διά apart + στέλλειν to send]. Performed reflexly through the medium of the spinal cord.

Diastase (di′as-tās) [Gr. διαστάναι to separate]. A white, amorphous, soluble solid produced during the germination of seeds, and contained in malt. It converts starch into dextrin and glucose. **Pancreatic d.**, a ferment obtained from the pancreatic secretions and given for indigestion. **Taka-d.** See *Taka-diastase*.

Diastasemia (di″as-ta-se′me-ah) [Gr. διάστασις separation + αἷμα blood]. The dissociation of the elements of the red blood-corpuscles.

Diastasic, Diastatic (di-as-ta′sik, di-as-tat′ik). Pertaining to diastase or to diastasis.

Diastasis (di-as′tas-is) [Gr. διάστασις]. 1. The separation of an epiphysis from the body of a bone without a fracture. 2. The fracture of a bone at the place of junction of an epiphysis. **D. rec′ti abdom′inis,** separation of the recti muscles of the abdomen away from the median line, sometimes occurring in pregnancy and after abdominal operations.

Diastematocrania (di-as-tem″at-o-kra′ne-ah) [Gr. διάστημα fissure + κρανίον cranium]. Congenital longitudinal fissure of the cranium.

Diastematomyelia (di-as-tem″at-o-mi-e′le-ah) [Gr. διάστημα fissure + μυελός marrow]. Congenital separation of the lateral halves of the spinal cord.

Diastematopyelia (di-as-tem″at-o-pi-e′le-ah) [Gr. διάστημα separation + πύελος pelvis]. Congenital median fissure of the pelvis.

Diaster (di′as-ter) [Gr. δίς twice + ἀστήρ star]. The double-star figure formed in karyokinesis.

Diastin (di-as′tin). Same as *Diastalin*.

Diastoid (di′as-toid). A proprietary dry malt preparation.

Diastol (di′as-tol). A proprietary malt preparation.

Diastole (di-as′to-le) [Gr. διά apart + στέλλειν to send]. The dilatation or stage of dilatation of the heart, and especially that of the ventricles.

Diastolic (di-as-tol′ik). Of or pertaining to the diastole.

Diatela, Diatele (di-at-e′lah, di′at-ēl). The roof of the third ventricle.

Diaterma (di-ah-ter′mah) [Gr. διά between + τέρμα end]. A portion of the floor of the third ventricle.

Diathermal (di-ah-ther′mal). Same as *Diathermanous*.

Diathermanous (di-ah-ther'man-us) [Gr. διά through + θερμαίνειν to warm]. Admitting passage of heat-rays.

Diathesin (di-ath'es-in). A bitter crystalline compound, formaldehyd phenol, soluble in water. It is antipyretic and anodyne, and is used like the salicylates. Dose, 5-15 gr. (0.33–0.98 gm.).

Diathesis (di-ath'es-is) [Gr. διαθέναι to dispose]. Natural or congenital predisposition to a special disease. **Aneurysmal d.,** liability to formation of multiple aneurysms. **Asthenic d.,** a low state of general vitality. **Bilious d.,** a tendency toward imperfect elimination of bile. **Catarrhal d.,** special liability to catarrhal diseases. **Dartrous d., Rheumic d.,** predisposition to eczema, herpes, and other skin diseases. **Exudative d.,** a diathesis marked by thickening of the lingual mucous membrane, seborrhea of the scalp, prurigo, intertrigo, severe itching, and glandular enlargements. **Furuncular d.** See *Furunculosis*. **Gouty d.,** predisposition to gout. **Hemorrhagic d.,** liability to serious hemorrhage from slight causes. **Rheumatic d.,** predisposition to rheumatism. **Spasmodic d.,** a condition of abnormal excitability of the peripheral motor nerves tending to tetany and general convulsions. **Strumous d.,** predisposition to scrofulous or tuberculous disease. **Tuberculous d.,** special liability to the acquisition of tuberculosis. **Uric-acid d.,** a tendency to the collection of uric acid and the urates in the tissues, resulting in gout, rheumatism, diathesis, etc. **Varicose d.,** a tendency to the formation of varicose veins.

Diathetic (di-ath-et'ik). Of or pertaining to a diathesis.

Diatomic (di-at-om'ik) [Gr. δίς two + ἄτομος atom]. 1. Made up of two atoms. 2. Having two replaceable hydrogen atoms.

Diaxon, Diaxone (di-ak'sŏn) [Gr. δίς two + *Axon*]. A nerve-cell having two axons or axis-cylinder processes.

Diazonal (di-ah-zo'nal). Situated across or lying across a sclerozone.

Diazo-reaction (di-az'o-). See *Reaction, Ehrlich's.*

Diazosulphobenzol (di-az''o-sul''fo-ben'zol). A substance which acts upon certain principles in the urine to form anilin colors.

Diazyme (di'az-īm). A proprietary liquid said to contain the amylolytic enzyme of the pancreas free of trypsin and lipase.

Dibasic (di-ba'sik) [Gr. δίς twice + βάσις base]. Containing two hydrogen atoms replaceable by bases; also containing two equivalents or molecules of a base.

Diblastula (di-blas'tu-lah) [Gr. δίς two + *Blastula*]. A blastula in which the ectoderm and entoderm are both present.

Dibothriocephalus (di-both-re-o-sef'al-us). Same as *Bothriocephalus.*

Dibromid (di-bro'mid). Any bromid which combines two atoms of bromin with one of another element or radical.

Dibromogallic acid (di-bro-mo-gal'lik). Same as *Gallobromol.*

Dibutyl (di-but-il'). A hydrocarbon, C_8H_{18}, occurring in mineral oil.

Dicalcic (di-kal'sik). Having in each molecule two atoms of calcium.

Dicamphendion (di-kam-fen'de-on). A substance, $(C_{10}H_{14}O)_2$, obtained by the action of metallic sodium upon bromocamphor, dicamphor being produced at the same time.

Dicamphor (di-kam'for). A principle in colorless needles, $(C_{10}H_{15}O)_2$, produced at the same time and from the same materials as dicamphendion.

Dicephalous (di-sef'al-us). Having two heads.

Dicephalus (di-sef'al-us) [Gr. δίς twice + κεφαλή head]. A monster-fetus with two heads.

Dichloralantipyrin (di-klo''ral-an-ti-pi'rin). A crystalline agent, $C_{11}H_{12}N_2O + 2CCl_3CH(OH)_2$, formed by the trituration of antipyrin with chloral hydrate. It is hypnotic and analgesic. Maximum dose, 45 gr. (3 gm.).

Dichlorid (di-klo'rid). A combination of a base with two atoms of chlorin.

Dichloro-urea (di-klo'ro-u-re'ah). A white powder; a derivative of urea formed when chlorin is pressed into a cold saturated aqueous solution of urea.

Dichotomy, Dichotomization (di-kot'o-me, di-kot''o-mi-za'shun) [Gr. δίχα twofold + τέμνειν to cut]. 1. A process of division into two parts. 2. A division of a consultant's fee between the general practitioner and the consultant.

Dichroic (di-kro'ik). Exhibiting dichroism.

Dichroism (di'kro-izm) [Gr. δίς double + χρόα color]. The quality or condition of presenting one color in reflected and another in transmitted light.

Dichromasy (di-kro'mas-e). Ability to perceive but two colors.

Dichromat (di'kro-mat). A person who can distinguish only two of the primary colors.

Dichromatic (di-kro-mat'ik) [Gr. δίς twice + χρῶμα color]. Seeing only two colors.

Dichromatopsia (di-kro-mat-op'se-ah). Ability to distinguish only two of the primary colors.

Dichromophilism (di-kro-mof'il-izm) [Gr. δίς twice + χρῶμα color + φιλεῖν to love]. Capacity for double staining.

Dicinchonin (di-sin-ko'nin) [Gr. δίς double + *Cinchonin*]. One of the cinchona alkaloids.

Diclidostosis (dik-lid-os-to'sis) [Gr. δικλίδες folding doors + ὀστέον bone]. Ossification of the valves of the veins.

Diconchinin (di-kon'kin-in). Same as *Dicinchonin.*

Dicrocœ'lium lancea'tum. A lancet-shaped fluke infesting the liver of cattle and sheep in Europe and northern Africa. It has been found in the human liver.

Dicrotic (di-krot'ik) [Gr. δίκροτος beating double]. Having or pertaining to a double beat, as of the pulse.

Dicrotism (dik'ro-tizm). The occurrence of a double pulse-wave in each arterial beat.

Didactic (di-dak'tik) [Gr. διδακτικός]. Teaching by theory and precept rather than by practice.

Didactylism (di-dak'til-izm) [Gr. δίς twice + δάκτυλος finger]. The congenital quality of having only two digits on one hand or foot.

Didelphic (di-del'fik) [Gr. δίς twice + δελφύς uterus]. Pertaining to a double uterus.

Didym (did'im). A proprietary liquid preparation said to be a by-product of the preparation of incandescent mantles: it contains didymium, cerium, sodium, and magnesium.

Didymalgia (did-im-al'je-ah) [Gr. δίδυμος testis + ἄλγος pain]. Pain in a testicle.

Didymin (did'im-in). A dry extract of bulls' testicles: aphrodisiac dose, 5 gr. (0.3 gm.); in larger doses it is hypnotic.

Didymitis (did-im-i'tis) [Gr. δίδυμος testis]. Inflammation of the testicle; orchitis.

Didymium (di-dim'e-um). A rare metal, symbol Di, from various earths. Its chlorid is a non-caustic disinfectant, one of the most effective of known antiseptic agents. The sulphate is also antiseptic. **D. salicylate,** dymal.

Didymodynia (did''im-o-din'e-ah) [Gr. δίδυμος testis + ὀδύνη pain]. Pain in a testicle.

Diechoscope (di-ek'o-skōp) [Gr. δι twice + ἐχώ echo + σκοπεῖν to examine]. An instrument for the simultaneous perception of two different sounds in auscultation.

Diecious. See *Diœcious.*

Dielectric (di-e-lek'trik). Transmitting electric effects by induction, but not by conduction.

Dielectrolysis (di''el-ek-trol'is-is) [Gr. διά through + *Electrolysis*]. Electrolysis of a drug, the current being passed through a diseased portion of the body, so that the drug passes through the part.

Diencephalon (di-en-sef'al-on). Same as *Thalamencephalon.*

Diet (di'et) [Gr. δίαιτα]. The customary allowance of food and drink taken by any person from day to day. **Banting d.,** one designed to reduce fatness. **Bland d.,** a diet that contains the necessary nutrient elements, but is free from anything that tends to heat or excite. **Cantani's d.,** an exclusive meat-diet devised for diabetics. **Convalescent-d.,** a system of solid and liquid food suitable for convalescents. **Diabetic d.,** one in which ordinary sugar, starchy food, fruits, and ordinary bread are prohibited. **Fever-d.,** one specially designed for the requirments of fever patients. **Gouty d.,** a diet devised for the mitigation of gout, and restricting the use of nitrogenous foods and prohibiting sweet wines and fermented liquors. **Rheumatic d.,** a diet devised to meet the requirements of rheumatic patients. **Subsistence-d.,** that upon which one can just live. **Tuffnell's d.,** a rich diet (with small allowance of liquids) sometimes prescribed in the treatment of aneurism. Diets are further classed as *Broth*-diet, *Common* diet, *Fish*-diet, *Full* diet, *Generous* diet, *Half*-diet, *Low* diet, *Liquid* diet, *Meat*-diet, *Milk*-diet, *Mixed* diet, *Soft* diet, *Solid* diet, *Spoon*-diet, *Vegetable*-diet, etc.

Dietary (di'et-a-re). A regular or systematic scheme of diet.

Dietetic (di-et-et'ik) [Gr. διαιτητικός]. Pertaining to diet or proper food.

Dietetics (di-et-et'iks). The science or study and regulations of the diet.

Diethylamin (di''e-thil-am'in). A non-poisonous liquid ptomain, NC_4H_{11}, from decaying fish and putrid sausages.

Diethylendiamin (di-eth''il-en-di-am'in). Same as *Piperazin.*

Diethylmalonylurea (di-eth''il-mal''o-nil-u-re'ah). Same as *Veronal.*

Diethyloxyacetyl-urea (di-eth''il-ox-e-as''et-il-u-re'ah). A condensation product of urea and an oxyacetic acid, a clear transparent fluid, proposed as an hypnotic.

Dietotherapy (di''et-o-ther'a-pe). Dietetic treatment.

Differential (dif-fer-en'shal). Pertaining to a difference or differences.

Differentiation (dif''fer-en-she-a'shun). 1. The distinguishing of one thing or disease from another. 2. The act or process of acquiring distinction or individual characters.

Diffraction (dif-frak'shun) [L. *dis* apart + *fran'gere* to break]. The bending or breaking up into its component parts of a ray of light. **D.-grating,** a strip of glass ruled closely with fine lines for use in the spectroscope.

Diffusate (dif'fu-zāt). That part of a mixture which placed in a dialyzer diffuses through a membrane; a dialysate.

Diffuse, Diffused (dif-fūs', dif-fūzd') [L. *dis* apart + *fun'dere* to pour]. Wide-opened; not definitely limited or localized.

Diffusible (dif-fu'zib-l). Susceptible of being rapidly diffused; having a rapidly stimulant, but transient, action.

Diffusiometer (dif-u-se-om'et-er). An apparatus for measuring the speed of diffusion.

Diffusion (dif-fu'zhun). 1. The process of becoming diffused, or widely spread. 2. Dialysis through a membrane.

Difluordiphenyl (di-flu''or-di-fen'il). See *Antitussin.*

Digalen (dij'al-en). A soluble preparation of digitalis used by intravenous injection.

Digastric (di-gas'trik) [Gr. δίς double + γαστήρ belly]. 1. Having two bellies. 2. Of or pertaining to or attacking the digastricus muscle.

Digastricus (di-gas'trik-us). See *Muscles, Table of.*

Digenetic (di-je-net'ik) [Gr. δίς twice + γένεσις generation]. Requiring a change of hosts; said of flukes and other parasites.

Digestant (di-jes'tant). 1. Assisting or stimulating digestion. 2. A remedy which aids digestion.

Digestion (di-jest'yun) [L. *diges'tio*, from *dis* apart + *ger'ere* to carry]. 1. The process or act of converting food into materials fit to be absorbed and assimilated. 2. The subjection of a body to prolonged heat and moisture, so as to disintegrate and soften it. **Artificial d.,** that which is performed outside the body. **Biliary d.,** the digestive effect of the bile upon food. **Gastric d.,** that which is carried on in the stomach by aid of the gastric juice; called also *Peptic d.* **Gastro-intestinal d.,** the gastric and intestinal digestions together. **Intestinal d.,** that which is carried on in the intestine. **Pancreatic d.,** that which is performed by the pancreatic secretion. **Peptic d.** Same as *Gastric d.* **Primary d.** Same as *Gastro-intestinal d.* **Salivary d.,** the change of starch into maltose by the saliva. **Secondary d.,** the final preparation of food for assimilation by aid of closed glands, lymphatics, marrow, and body-cells in general.

Digestive (di-jes'tiv). 1. Of or pertaining to digestion. 2. A digestant remedy or agent.

Digestol (di-jes'tol). A proprietary digestant combination of bismuth subnitrate, pepsin, and salol with aromatics.

Digit (dij'it) [L. *dig'itus*]. A finger or toe.

Digital (dij'it-al). 1. Of, pertaining to, or performed with, a finger. 2. Resembling the imprint of a finger.

Digitalein (dij-it-al-e'in). An active principle, $C_{25}H_{40}O_{25}$, of digitalis. It is soluble in water and alcohol. It is a diuretic and cardiac tonic. Dose, $\frac{1}{64}$–$\frac{1}{32}$ gr. (0.001–0.002 gm.).

Digitalin (dij-it-a'lin) [L. *digitali'num*]. An active principle of digitalis. **French d., Insoluble d.,** a commercial variety of digitalin. **German d., Soluble d.,** a commercial form of digitalin. Dose, 0.015 gr. (0.001 gm.).

Digitalis (dij-it-a'lis) [L., from *dig'itus* finger, because of its finger-shaped corolla]. A genus of scrophulariaceous plants. The leaves of *D. purpu'rea*, or foxglove, are narcotic, cardiant, diuretic, and stimulant. Digitalis acts by producing elevation of blood-pressure, increase of systole, lengthening of diastole, and contraction of the arterioles. It is used as a heart-tonic for cardiac weakness of any kind; also as a diuretic in dropsy. Dose, 1–2 gr. (0.065–0.13 gm.); of extract, ¼ gr. (0.016 gm.); of fluid extract, 1–2 min. (0.065–0.13 c.c.); of tincture, 5–20 min. (0.3–1.25 c.c.); of infusion, 2–4 dr. (8–15 c.c.).

Digitalisin (dij-it-a'lis-in). A proprietary concentration from digitalis. Dose, $\frac{1}{16}$–$\frac{1}{4}$ gr. (0.004–0.016 gm.).

Digitalism (dij'it-al-ism). The effect produced on the body by the administration of digitalis.

Digitalone (dij'it-al-ōn). A non-irritating preparation of digitalis. Dose, 10-30 min. (0.65–1 gm.).

Digitation (dig-it-a'shun). A finger-like process, as of a muscle.

Digitin (dij'it-in). A physiologically inert crystalline principle from digitalis.

Digitonin (dij-it-o'nin). A white, amorphous derivative, $C_{21}H_{52}O_{17}$, from digitalis.

Digitoxin (dij-it-ox'in). The active glucosid principle of digitalis. It is a white, crystalline compound, $C_{21}H_{32}O_7$, a powerful and reliable heart-tonic. Dose, $\frac{1}{250}$–$\frac{1}{125}$ gr. (0.00025–0.0005 gm.).

Digitus (dij'it-us), pl. *dig'iti* [L.]. A finger. **D. annula'ris,** the ring-finger. **D. me'dius,** the index-finger. **D. min'imis,** the little finger or little toe. **D. mor'tuus,** dead finger; a cold and white condition of the fingers.

Diglossia (di-glos'se-ah) [Gr. δίς twice + γλῶσσα tongue]. Double tongue, or bifid tongue.

Dignathus (dig-na'thus) [Gr. δί two + γνάθος jaw]. A monster-fetus with two lower jaws.

Dihydrate (di-hi'drāt) [Gr. δίς twice + ὕδωρ water]. 1. Any compound containing two hydroxyl molecules. 2. Any compound containing two molecules of water.

Dihydrated (di-hi'dra-ted). Compounded with two molecules of water.

Dihydric (di-hi'drik). Having two hydrogen atoms in each molecule.

Dihydrocollidin (di-hi''dro-kol'lid-in). An oily base, $C_8H_{11}N.H_2$, from decaying flesh and fish: regarded as a ptomain.

Dihydrocoridin (di-hi''dro-kor'id-in). The base, $C_8H_{13}N$, supposed to be identical with a ptomain derived from *Bacil'lus al'lii.*

Dihydrolutidin (di-hi''dro-lu'tid-in). An oily, poisonous, caustic base, $C_7H_{11}N$, from rancid cod-liver oil.

Dihydroresorcin (di-hi''dro-re-sor'sin). A crystalline, antiseptic product of the action of sodium amalgam upon resorcin.

Dihysteria (di-his-te're-ah) [Gr. δίς two + ὑστέρα uterus]. The condition of having a double uterus.

Diiodid (di-i'o-did). An iodid containing two atoms of iodin in the molecule to one of the base.

Diiodobetanaphtol (di-i''o-do-be-tah-naf'tol). A green-yellow powder, $C_{10}H_6I_2O_2$, used like iodoform.

Diiodocarbazol (di-i''o-do-kar'baz-ol). An antiseptic agent, $C_{12}H_6I_2$: NH, in yellow scales.

Diiodoform (di-i-o'do-form). An iodid of carbon, C_2I_4: a strong cicatrizant, without odor and non-poisonous.

Diiodoresorcin (di-i''o-do-re-sor'sin). A chocolate-brown, odorless powder: used like aristol.

Diiodosalicylic acid (di-i''o-do-sal''is-il'ik). See *Acid.*

Diiodosalicylic Phenyl-ester (di-i''o-do-sal''is-il'ik fe-nil-es'ter). Same as *Diiodosalol.*

Diiodosalol (di-i''o-do-sal'ol). A proprietary salol and iodin derivative, $C_6H_2I_2(OH)CO_2C_6H_5$: in colorless needles; used internally for rheumatism, externally like iodoform in skin-diseases.

Diiodothioresorcin (di-i''o-do-thi''o-re-sor'sin). A brown, antiseptic powder, $C_6H_2O_2I_2S_2$, used like iodoform and aristol.

Dilaceration (di''las-er-a'shun) [L. *dilacera'tio*]. A tearing asunder, as of a cataract.

Dilatation (di-la-ta'shun). The condition of being dilated or stretched beyond the normal dimensions. **Digital d.,** the dilatation of a cavity or orifice by means of a finger. **D. of the heart,** enlargement of the cavities of the heart, with thinning of its walls and diminution of the force of its beatings. **D. of the stomach,** enlargement of the stomach from weakening of its walls and distention with gas in chronic gastritis.

Dilator (di-la'tor). An appliance used in enlarging an orifice or canal by stretching. **Anal d.,** an instrument for dilating or stretching the anal sphincter. **Arnott's d.,** a distensible cylinder of oiled silk for urethral strictures. **Barnes's d.,** a rubber bag used in dilating the os and cervix uteri. **D. con'chæ,** a small muscle between the lower margin of the tragus and the lower end of the concha. **Intra-uterine d.,** an instrument for dilating the uterine cavity by means of air or water. **D. ir'idis, D. pupil'læ,** the radiating elastic fibers of the iris which dilate the pupil. **Laryngeal d.,** an instrument with two or more blades for expanding the larynx. **D. muscles.** See *Muscles, Table of.* **D. tu'bæ.** Same as *Tensor palati,* in *Muscles, Table of.*

Dilipoxanthin (di-lip-o-zan'thin) [Gr. δίς two + λίπος fat + ξανθός yellow]. A yellow lipochrome produced by various bacteria.

Dill (dil). The carminative and stimulant plant *Ane'thum,* or *Peuceda'num, grave'olens*: its fruit affords a volatile oil. Dose of *aqua anethi,* ½ fl. oz. (15 c.c.); of oil, 2–5 min. (0.1–0.3 gm.).

Diluent (dil'u-ent) [L. *dilu'ere* to wash]. 1. Diluting. 2. An agent that dilutes or renders less irritant.

Dilution (di-lu'shun). 1. The art or process of diluting or the state of being diluted. 2. A diluted or attenuated medicine.

Dimethylacetal (di''meth-il-as'e-tal). A colorless, volatile, anesthetic liquid, $CH_3CH(OCH_3)_2$: it may be used like chloroform by inhalation.

Dimethylamin (di''meth-il-am'in). A gaseous and liquid ptomain, NC_2H, from decaying gelatin, decomposing yeast, rotten fish, etc.

Dimethylarsin (di-meth-il-ar'sin). See *Cacodyl.*

Dimethylnornarcotin (di-meth''il-nor-nar'ko-tin). An active principle reported to exist in opium.

Dimethylphosphin (di-meth-il-fos'fin). A phosphin extremely destructive to infusorial life.

Dimethylxanthin (di-meth-il-zan'thin). Same as *Theobromin.*

Dimetria (di-me'tre-ah) [Gr. δίς double + μήτρα womb]. The condition of two uteri, or a double uterus.

Dimorphism (di-mor'fizm) [Gr. δίς two + μορφή form]. The property of certain solids existing in two different crystalline forms.

Dimorphous (di-mor'fus) [Gr. δίς two + μορφή form]. Occurring in two distinct forms.

Dineuric (di-nu'rik). Having two neurons or axis-cylinder processes: said of nerve-cells.

Dinical (din'ik-al) [Gr. δῖνος giddiness]. Pertaining to dizziness; relieving dizziness.

Dinitrate (di-ni'trāt). A compound of a base with two molecules of nitric acid.

Dinitrated (di-ni'tra-ted). Compounded with or having two molecules of nitric acid, or of nitroxyl.

Dinitrobensol (di-ni-tro-ben'zol). A poisonous substance used in the preparation of roburite. Its fumes may cause breathlessness and final asphyxia.

Dinitrocellulose (di-ni-tro-sel'u-lōs). Same as *Pyroxylin.*



DIPHTHERIA OF THE LIPS.



PHARYNGEAL DIPHTHERIA.

Dinitrocresol (di-ni-tro-kre′sol). A poisonous cresol compound, $C_6H_2(NO_2)_2CH_3.OH$. Also known as *Saffron-substitute.*

Dinitroresorcin (di-ni″tro-re-sor′sin). A green coal-tar derivative used in preparing degenerated nerve-tissue for study.

Dioctophy′me rena′le. Same as *Strongylus gigas.*

Diœcious, Diecious (di-e′shus) [Gr. δι two + οἶκος house]. Sexually distinct; having the two sexes in separate individuals.

Dioform (di′o-form). Acetylene dichlorid; used by inhalation to produce narcosis.

Diomorphin (di-o-mor′fin). An aqueous solution of dionin and morphin.

Dionin (di′o-nin). A white, bitter, crystalline compound, $\begin{matrix}C_2H_5O\\HO\end{matrix}>C_{17}H_{17}NO.HCl + H_2O$, or ethylmorphin hydrochlorate. It is analgesic, antispasmodic, and sedative: used in asthma, bronchitis, emphysema, phthisis, and morphinism. Dose, ¼–½ gr. (0.016–0.032 gm.).

Diopsimeter (di-op-sim′e-ter) [Gr. δίοψις vision + μέτρον measure]. A device for measuring the field of vision.

Diopter, Dioptre, Dioptric, Dioptry (di-op′ter, di-op′trik, di-op′tre) [Gr. διόψεσθαι to see through]. The refractive power of a lens with a focal distance of one meter: assumed as a unit of measurement for refractive power. **Prism-d.,** a unit of prismatic deviation; deflection of one centimeter at the distance of one meter.

Dioptometer (di-op-tom′e-ter) [*Dioptric* + Gr. μέτρον measure]. An instrument for use in testing ocular refraction.

Dioptometry (di-op-tom′et-re). The measurement of refraction and accommodation of the eye.

Dioptoscopy (di-op-tos′ko-pe) [*Dioptric* + Gr. σκοπεῖν to see]. Measurement of ocular refraction by means of the ophthalmoscope.

Dioptric (di-op′trik) [Gr. διά through + ὄψεσθαι to see]. Pertaining to refraction or to transmitted and refracted light; refracting.

Dioptrics (di-op′triks) [Gr. διόψεσθαι to see through]. The science of refracted light.

Dioptry (di′op-tre). See *Diopter.*

Dioscorea villosa (di″os-ko-re′ah vil-o′sah). Wild yam, a twining herb of the United States. Its root is diaphoretic and emetic. Dose of decoction, 4–8 fl. oz. (118.2–236.5 c.c.); of fluid extract, 10 m.–1 fl. oz. (0.62–3.69 c.c.).

Dioscorein (di-os-ko′re-in). A resinous, dry concentration prepared from *Dioscore′a villo′sa;* diaphoretic, antispasmodic, and expectorant. Dose, 1–4 gr. (0.066–0.259 gm.).

Diosmal (di-os′mal). A proprietary preparation of buchu leaves: used in genito-urinary affections. Dose, 2 gr. (0.13 gm.).

Dioxid (di-ox′id) [Gr. δίς twice + ὄξυς sharp]. A molecule having two atoms of oxygen.

Dioxogen (di-ok′so-jen). A proprietary solution of hydrogen peroxid.

Dioxyacetone (di-ok-se-as′et-ōn). A compound, $HOCH_2.CO.CH_2OH$, one of the constituents of glycerose. It is formed by the oxidation of glycerin with nitric acid.

Dioxynaphthalene (di-ox″in-af′thal-ēn). A poisonous compound, $C_{10}H_8O_2$, said to build up the strength of asthenic patients. Dose, 3 gr. (0.194 gm.) per day.

Dip (dip). The angle which a magnet freely suspended makes with a horizontal plane.

Diphasic (di-fa′zik) [Gr. δίς two + φάσις phase]. Doubly varied; said of electric currents of action in muscle.

Diphenylamin (di-fen-il-am′in). A compound, $N(C_6H_5)_2H$, used as a test for nitric acid and chlorin.

Diphenyl-methane (di-fe′nil-meth′ān). A crystalline analgesic and antipyretic. Dose, 8 gr. (0.5 gm.).

Diphtheria (dif-the′re-ah) [Gr. διφθερα membrane]. An acute infectious disease due to the presence of the Klebs-Löffler bacillus, and characterized by patches of false membrane, formed chiefly on the mucous membranes. The disease is attended with swelling of the larynx and pharynx, and consequent dyspnea, aphonia, and dysphagia. The general symptoms are fever, heart-weakness, anemia, and great prostration. Diphtheria continues from a few days to one or two weeks, frequently ending fatally. It is extremely contagious, and is apt to spread from one part of the body to another. **Brétonneau's d.,** true diphtheria of the pharynx. **Circumscribed d.,** a form in which a circumscribed slough appears on one tonsil: it is often fatal. **Cutaneous d.,** a form which attacks cutaneous abrasions. **Gangrenous d.,** a form attended with gangrene of the skin or mucous membrane or both. **Laryngeal d.** Same as *Membranous croup.* **Malignant d.,** a form beginning with rigors and vomiting and marked with typhoid symptoms: often fatal. **Nasal d.,** diphtheria in which the membrane extends into the nasal passages. **Nonmembranous d.** Same as *Löffleria.* **Pharyngeal d.,** that which is specially manifested on the mucous membrane of the pharynx. **Scarlatinal d.,** a sort of membranous tonsillitis occurring in scarlet fever and caused by streptococci. **Surgical d., Wound d.,** the formation of false or diphtheritic membrane on the surface of a wound.

Diphtherial (dif-the′re-al). Pertaining to diphtheria.

Diphtheric, Diphtheritic (dif-ther′ik, dif-the-rit′-ik). Pertaining to diphtheria.

Diphthericide (dif-ther′is-īd). A proprietary mixture of thymol, sodium benzoate, saccharin, etc.: used in pastils for diphtheria.

Diphtherin (dif′the-rin). The poison developed and evolved by the *Bacillus diphtheriæ.*

Diphtheriolysin (dif-the-re-ol′is-in). A lysin having a specific affinity for diphtheria toxin.

Diphtheritis (dif-the-ri′tis). Same as *Diphtheria.*

Diphtheroid (dif′ther-oid). 1. Resembling diphtheria. 2. A disease resembling diphtheria but not due to Löffler's bacillus.

Diphtherotoxin (dif″the-ro-tox′in). A toxalbumin from cultures of diphtheria-bacillus.

Diphthongia (dif-thon′je-ah) [Gr. δίς double + φθόγγος voice]. The production of double vocal sounds.

Diplacusis (dip-lak-u′sis) [Gr. διπλόος double + ἄκουσις hearing]. 1. The hearing of one sound as two. 2. The difference between the apparent pitch of the same sound as heard by the two ears. **D. binaura′lis dysharmon′ica,** a condition in which the same sound has a different pitch when heard by one ear or the other. **D. binaura′lis echot′ica,** a condition in which a sound is heard later and weaker by one ear than by the other. **D. monaura′lis,** the condition in which a sound is heard as two sounds by one ear, the other being closed.

Diplegia (di-ple′je-ah) [Gr. δίς twice + πληγή stroke]. Paralysis affecting like parts on either

side of the body; bilateral paralysis. **Facial d.,** facial paralysis affecting both sides of the face.

Diplobacterium (dip''lo-bak-te're-um) [Gr. διπλόος double + *Bacterium*]. A bacterial form made up of two distinct cylinders linked together.

Diploblastic (di-plo-blas'tik) [Gr. διπλόος double + βλαστός sprout]. Made up of two germ-layers.

Diplococcemia (dip-lo-kok-se'me-ah) [L. *Diplococcus* + Gr. αἷμα blood]. The presence of diplococci in the blood.

Diplococcoid (dip-lo-kok'oid). 1. Resembling diplococci. 2. An organism that resembles a diplococcus.

Diplococcus (dip-lo-kok'kus) [Gr. διπλόος double + κόκκος berry]. A form of schizomycetes made up of pairs of cocci united or linked so as to produce an oval or oblong structure: generally regarded as a genus of bacteria. **D. al'bicans tar'dus** and **D. cit'reus liquefa'ciens** are found in the excretion of seborrhea; **D. cory'zæ** in certain nasal fluids. **D. of class,** the *D. scarlatinæ*, **D. fluores'cens fœ'tidus** has been obtained from the nasopharynx; another species occurs in the vesicles of pemphigus. **Foa's d.,** a capsulated diplococcus resembling Fränkel's pneumococcus found in the lung-tissue in pneumonia. **D. gonorrhœ'æ.** Same as *Micrococcus gonorrhœæ*. **D. of horse-pneumonia,** a pathogenic species from the lungs of horses with pneumonia. **D. intracellula'ris,** found in blood, in sanious fluids, and in pus in cerebrospinal meningitis. It occurs as diplococci or tetrads within the pus-cells. Produces fatal septicemia and meningitis in mice and rabbits. It is also known as *Neisseria Weichselbaumii*. **Jaeger's d.,** the diplococcus intracellularis. **D. lac'teus favifor'mis,** a saprophytic species from the normal vagina. **D. lanceola'tus.** Same as *D. pneumoniæ*. **D. lu'teus,** a species found in water, appearing as motile cocci in pairs or chains: it produces a yellow pigment. **D. of Morax and Axenfeld,** a species which is the cause of subacute or chronic conjunctivitis. **D. of mumps,** a pathogenic species discovered by Von Leyden in the parotid secretion in mumps. **D. orchit'idis,** a pathogenic species found in orchitis. **D. of pemphigus acutus,** a pathogenic species from vesicles of pemphigus. **D. of pertussis,** a species found by Ritter in the sputum of whooping-cough; pathogenicity not determined. **D. pneumo'niæ,** a pathogenic species from the sputum of pneumonia and the exudate of cerebrospinal meningitis; also from empyema and sputum-septicemia; in non-motile, oval doubled cells or rods, often in short chains. **D. pyo'genes ure'æ,** a large-sized species found in purulent urine. **D. rheumat'icus,** a species isolated from cases of acute rheumatism and thought to be pathogenic for that disease. **D. ro'seus.** See *Neisseria rosea*. **D. scarlati'næ,** a species from the throat-secretions in scarlatina: believed to be the cause of that disease. **Weichselbaum's d.,** the *Diplococ'cus intracellula'ris meningit'idis*.

Diplocoria (dip-lo-ko're-ah) [Gr. διπλόος double + κόρη pupil]. Double pupil.

Diploe (dip'lo-e) [Gr. διπλοή fold]. The loose osseous tissue between the two tables of the cranial bones.

Diplogenesis (dip-lo-jen'es-is) [Gr. διπλόος double + γένεσις production]. The production of a double monster.

Diplogonop'orus gran'dis. A tapeworm which has been found twice in Japan.

Diploic, Diploetic (di-plo'ik, dip-lo-et'ik). Of or pertaining to the diploe.

Diplomyelia (dip''lo-mi-e'le-ah) [Gr. διπλόος double + μυελός marrow]. Lengthwise fissure and seeming doubleness of spinal cord.

Diplophonia (dip-lo-fo'ne-ah) [Gr. διπλόος double + φωνή voice]. Same as *Diphthongia*.

Diplopia, Diplopy (dip-lo'pe-ah, dip'lo-pe) [Gr. διπλόος double + ὄψις vision]. The seeing of single objects as double or two. **Binocular d.,** diplopia due to a derangement of the muscular coördination of the eyes. **Crossed d., Heteronymous d.,** occurs as a result of diverging strabismus. **Direct d., Homonymous d.,** a form which occurs in cross-eye. **Monocular d.** affects only one eye, and may be due to double pupil, an early stage of cataract, or to some neurosis. **Vertical d.,** diplopia in which one image is seen above the other.

Diplopiometer (dip''lo-pe-om'e-ter) [*Diplopia* + Gr. μέτρον measure]. An instrument for measuring diplopia.

Diploteratology (dip''lo-ter-at-ol'o-je) [Gr. διπλόος double + *Teratology*]. The sum of what is known regarding joined twin monstrosities.

Dippel's animal oil [J. C. *Dippel*, 1711]. See under *Oil*.

Dipping (dip'ping). Palpation of the liver by sudden and forcible pressure.

Diprosopus (di-pros-o'pus) [Gr. δίς twice + πρόσωπον face]. A fetal monster with two faces.

Dipsomania (dip-so-ma'ne-ah) [Gr. δίψα thirst + μανία madness]. Uncontrollable desire for spirituous liquor.

Dipsosis (dip-so'sis) [Gr. δίψα thirst]. Morbid thirst.

Dipsotherapy (dip-so-ther'ap-e) [Gr. δίψα thirst + θεραπεία treatment]. Thirst-cure; treatment by strict limitation of the amount of water to be drunk.

Dipterocarpus (dip''ter-o-kar'pus) [Gr. δίπτερος two-winged + καρπός fruit]. A genus of trees from Southern Asia, affording gurjun balsam. See *Gurjun Balsam*, under *Balsam*.

Dipygus (di-pi'gus) [Gr. δίς twice + πυγή rump]. A monster-fetus with double pelvis.

Dipylid'ium cani'num. A common tapeworm of dogs and cats, the larval stage living in dog lice and dog fleas. It has been found in man.

Direct (di-rekt') [L. *direc'tus*]. 1. Straight; in a straight line. 2. Performed immediately and without the intervention of subsidiary means.

Director (di-rek'tor) [L. *diri'gere* to direct]. Any thing or device which guides or directs. **Grooved d.,** an instrument grooved to guide the knife in surgery.

Dirigation (dir-ig-a'shun) [L. *dis-* away + *riga're* to turn]. The power which certain people possess of confining the attention to some part of the body and thereby altering its blood-supply, temperature, and functional activity.

Dirigomotor (dir''ig-o-mo'tor) [L. *diri'gere* to direct + *mo'tor* mover]. Controlling muscular activity.

Dis- [L. *dis-* apart]. A prefix denoting reversal or separation.

Disaccharid (di-sak'kar-id). Any carbohydrate containing two polymerized monosaccharid molecules, such as maltose and lactose and the saccharoses.

Disaggregation (dis''ag-gre-ga'shun). Failure of the hysteric mind to connect new sensations with each other and to bring them into relation with the eye; it often results in double consciousness.

Disarticulation (dis''ar-tik-u-la'shun) [L. *dis-* apart + *artic'ulus* joint]. Amputation or separation at a joint.

Disassimilation (dis''as-sim-il-a'shun) [*Dis-* + *Assimilation*]. The reverse of assimilation; process by which a substance is changed into waste matter and cast out.

Disc (disk). See *Disk*.

Discharge (dis-charj'). 1. A setting free, or liberation. 2. Matter or force set free. 3. An excretion or substance evacuated. **Disruptive d.,** liberation of electricity attended with heat, light, and mechanical effects.

Discharger (dis-char'jer). An instrument for setting free electricity, as from a Leyden jar.

Discharging (dis-char'jing). Giving vent, as to pus, etc.; flowing out; associated with the sudden exertion of energy.

Discission (dis-sizh'un) [L. *discis'sio; dis-* apart + *scin'dere* to cut]. A cutting in twain, or division, as of a soft cataract. **D. of cervix uteri,** excision of wedge-shaped pieces from each side of the cervix uteri for the relief of stenosis of the cervix.

Discoblastic (dis-ko-blas'tik) [Gr. δίσκος disk + βλαστός germ]. Undergoing a discoid vitelline segmentation.

Discoid (dis'koid) [Gr. δίσκος quoit + εἶδος form]. 1. Shaped like a disk. 2. A disk-like medicated tablet.

Discomyces (dis-ko-mi'sēz). The *Micrococcus ascoformans*.

Discoplacenta (dis''ko-plas-en'tah). A discoid placenta.

Discord (dis'kord) [L. *discord'ia*]. A simultaneous assemblage of two or more inharmonious sounds.

Discoria (dis-ko're-ah). Deformity of the pupil; dyscoria.

Discrete (dis-kreet') [L. *discre'tus, discer'nere*, to separate]. Made up of separated parts or characterized by lesions which do not become blended.

Discus (dis'kus). Latin for *Disk*. **D. articula'ris,** an interarticular fibrocartilage. **D. prolig'erus,** the granular zone which invests the ovum and is formed by certain cells of the membrana granulosa.

Discutient (dis-ku'te-ent) [L. *discu'tere* to dissipate]. Scattering; causing a disappearance; also a remedy which so acts.

Disdiaclast (dis-di'ak-last) [Gr. δίς twice + διακλᾶν to break through]. Any one of the doubly refracting elements of the contractile substance of muscle.

Disease (diz-ēz') [Fr. *dés* neg. + *aise* ease]. 1. Any departure from a state of health; an illness; more frequently the genus or kind of disturbance of health to which any particular case of sickness may be assigned. **Acute d.,** a disease characterized by a swift onset and short course. **Adams's d., Adams-Stokes's d.,** permanent bradycardia with attacks of syncope and epilepsy, due to arteriosclerosis of the basilar and vertebral arteries. **Addison's d.,** a disease characterized by a bronze-like pigmentation of the skin, severe prostration, and progressive anemia: it is due to tubercular disease of the suprarenal capsules, and usually ends fatally: called also *Melasma suprarenale* and *Bronzed skin*. **Albert's d.,** achillobursitis. **Alibert's d.,** mycosis fungoides. **Angiospasmodic d.,** a disease marked by spasms of the various vessels of the body. **Anserine d.,** a disease marked by emaciation of the extremities, causing the hands and feet to resemble a goose's. **Aran-Duchenne's d.** See *Atrophy, Progressive Muscular*. **Attic-d.,** chronic suppurative inflammation of the attic. **Bad d.,** syphilis. **Baelz's d.,** a disease characterized by painless ulcerating papules of the mucous membrane of the lips. **Balfour's d.,** chloroma, or chlorosarcoma. **Ballingal's d.,** mycetoma. **Bamberger's d.,** saltatory spasm. **Banti's d.,** a form of splenic anemia attended with cirrhosis of the liver, hypertrophy of the spleen, and ascites. **Barlow's d.,** infantile scurvy. See *Scurvy*. **Barometer-maker's d.,** chronic mercurial poisoning in makers of barometers, due to the inhalation of the fumes of mercury. **Basedow's d.,** exophthalmic goiter. See *Goiter*. **Bateman's d.,** molluscum contagiosum. **Bayle's d.,** progressive general paralysis of the insane. **Bazin's d.,** buccal psoriasis. **Beard's d.,** neurasthenia. **Bechterew's d.,** spondylitis deformans. **Begbie's d.** 1. Graves's disease. 2. Bergeron's disease. **Beigel's d.,** hysteric chorea. **Bell's d.,** acute periencephalitis. **Bergeron's d.,** hysteric chorea. **Berlin's d.,** traumatic edema of the retina. **Billroth's d.** 1. Spurious meningocele. 2. Malignant lymphoma. **Bleeder's d.** Same as *Hemophilia*. **Blue d.,** cyanosis. **Bouchard's d.,** dilatation of the stomach from inefficiency of the gastric muscles. **Bouillaud's d.,** endocarditis. **Bouveret's d.,** paroxysmal tachycardia. **Breisky's d.,** kraurosis vulvæ. **Bright's d.,** any one of a group of kidney-diseases attended with albuminuria. See *Nephritis*. **Brinton's d.** See *Linitis plastica*. **Brodie's d.,** chronic synovitis, especially of the knee, with a pulpy degeneration of the parts affected. **Brown-Séquard's d.,** a lesion of one lateral half of the spinal cord, causing paralysis of motion on one side and of sensation on the other. **Bruck's d.,** a condition marked by deformity of bones, multiple fractures, ankylosis of joints, and atrophy of muscles. **Buhl's d.** Same as *Icterus neonatorum*. **Caisson-d.,** diver's paralysis; tunnel-disease; a condition frequently seen in those who have worked under high atmospheric pressure, as in caissons, diving-bells, etc., after they have returned to the ordinary atmosphere. The disease is attended with various paralytic and apoplectic symptoms—pain in the back, paraplegia, incoördination, incontinence of urine, etc. **Carrion's d.,** verruca peruana. **Chabert's d.,** symptomatic anthrax. **Charcot's d.,** multiple cerebrospinal sclerosis with attendant joint-inflammations. **Charcot's joint d.,** a disease of the joints occurring in diseases of the spinal cord and leading to a chronic synovitis affecting one or more joints, to brittleness of the bones, wasting of the articular extremities, and dislocation. **Cherchewsky's d,** ileus of nervous origin. **Chronic d.,** one which is slow in its progress and of long continuance. **Chylopoietic d.,** one which affects the digestive organs. **Complicating d., Intercurrent d.,** one which occurs in the course of some other disease as a complication. **Concato's d.,** progressive malignant inflammation of serous membranes, especially of the pleura. **Constitutional d.,** one which involves a system of organs or the whole body. **Contagious d.** See *Contagion*. **Corn-stalk d.,** a disease of cattle characterized by enteritis and septicemia due to a bacillus, possibly the *B. zeæ*. **Corrigan's d.,** aortic incompetency. **Cotugno's d.,** sciatica. **Cruveilhier's d.** 1. Progressive muscular atrophy. 2. Ulceration of the stomach due to excess of acid and local anemia. **Cysticercus-d.,** an affection due to the presence of the larval forms of the *Tæ'nia so'lium* (the pork tapeworm). **Da Costa's d.,** retrocedent gout. **Dancing d.,** tarantism. **Danielson's d.,** anesthetic leprosy. **Darier's d.,** keratosis follicularis. **De Brun's d.** See *Pneumopaludism*. **Debove's d.,** splenomegaly. **Déjerine's d.,** hypertrophic

interstitial neuritis in infants. **Dercum's d.**, adiposis dolorosa. **Devergie's d.** See *Pityriasis rubra*. **Dressler's d.**, recurrent hemiglobinuria. **Dubini's d.**, electric chorea. **Dubois's d.**, the development of multiple abscesses in the thymus gland in congenital syphilis. **Duchenne's d.** 1. See *Aran-Duchenne's d.* 2. Bulbar paralysis. 3. Locomotor ataxia. **Duhring's d.** See *Dermatitis herpetiformis*. **Duke's d.** See *Fourth d.* **Duroziez's d.**, congenital mitral stenosis. **Ebstein's d.**, hyalin degeneration and necrosis of the epithelial cells of the renal tubules: seen in diabetes. **Echinococcus-d.** See *Hydatid*. **Eichhorst's d.** See *Neuritis fascians*. **Eichstedt's d.** See *Tinea versicolor*. **Erb-Charcot's d.**, spasmodic locomotor ataxia. **Erb's d.**, idiopathic muscular atrophy. See *Atrophy*. **Erichsen's d.**, railway spine. **Fatigue-d.**, a febrile attack due to overexercise and the absorption of waste products. **Fauchard's d.**, alveolodental periostitis. See *Periostitis*. **Fenwick's d.**, primary atrophy of the stomach. **Fiedler's d.** Same as *Weil's d.* **Filatow-Duke's d.** Same as *Fourth d.* **Filth-d.**, one due to dirt and unclean habits. **Fish-skin d.**, ichthyosis. **Fish-slime d.**, septicemia following a punctured wound made by the spine of a fish. **Flajani's d.**, exophthalmic goiter. **Flax-dresser's d.**, a kind of pneumonia seen in flax-dressers, and caused by inhaling particles of flax. **Focal d.**, one which is localized at one or more foci. **Foot-and-mouth d.**, contagious epizoötic aphthæ. **Fordyce's d.**, a malady of the lips and aural mucous membrane, marked by the formation of yellowish milium-like bodies. **Fothergill's d.** 1. Trifacial neuralgia. 2. Scarlatina anginosa. **Fourth d.**, an alleged exanthematous contagious disease resembling rubella, scarlatina, and measles. It is marked by lamellar desquamation of the skin. Called also *Duke's d.* **Friedländer's d.**, obliterative arteritis. **Friedreich's d.** See *Paramyoclonus multiplex*. **Functional d.**, any disease without discoverable lesion. **Gambian horse d.**, a disease of horses in Senegambia, caused by the *Trypanosoma dimorphon*. **Gannister d.**, pneumokoniosis due to the inhalation of dust by workers in gannister. **Gaucher's d.**, chronic endothelioma of the spleen. **Gayet's d.**, a rare form of fatal lethargic sleep resembling nelavan. **Gerlier's d.**, a disease of the nerve and nerve-centers attacking farm-laborers and stablemen, and characterized by pain, paresis, vertigo, ptosis, and muscular contractions. **Gibert's d.** See *Pityriasis rubra*. **Gilles de la Tourette's d.**, motor incoördination with echolalia and coprolalia. **Giovannini's d.**, a rare nodular disease of the hair produced by a fungus. **Glénard's d.**, splanchnoptosis. **Gourand's d.**, inguinal intestinal hernia. **Grancher's d.**, splenopneumonia. **Graves's d.**, exophthalmic goiter. **Griesinger's d.**, anemia with dropsy, caused by *Ankylostomum duodenale* and general malnutrition; called also *Cachexia aquosa*. **Gruby's d.**, a form of tinea tonsurans seen in children, and due to the fungus *Trichophyton microsporon*. **Gull and Sutton's d.**, arteriosclerosis. **Hall's d.**, spurious hydrocephalus. See *Hydrocephalus*. **Halstern's d.**, endemic syphilis. **Hammond's d.**, athetosis. **Hand-and-foot d.**, a trophoneurotic affection characterized by ulceration of the hands and feet. **Hanot's d.**, biliary cirrhosis; hypertrophic cirrhosis of the liver with icterus. See *Cirrhosis*. **Harley's d.**, recurrent hemoglobinuria. **Heberden's d.**, rheumatism of the smaller joints accompanied by nodosities. **Hematopoietic d.**, disease affecting the blood-making organs. **Henoch's d.**, Henoch's purpura. See *Purpura*. **Heubner's d.**, syphilitic endarteritis of the cerebral vessels. **Hirsch'prung's d.**, congenital hypertrophic dilatation of the colon. **Hodara's d.**, a kind of trichorrhexis nodosa seen in women in Constantinople. **Hodgkin's d.**, pseudoleukemia. **Hodgson's d.**, an aneurysmal dilatation of the proximal part of the aorta, often accompanied by dilatation or hypertrophy of the heart. **Hookworm d.** See *Uncinariasis* and *Ankylostomiasis*. **Huguier's d.**, fibromyoma uteri. **Hutchinson's d.** Same as *Tay's choroiditis*. See *Choroiditis*. **Hydrocephaloid d.**, a condition resembling hydrocephalus, but with depression of the fontanels, due to diarrhea or some other wasting disease. **Idiopathic d.**, one not consequent upon any other disease, nor upon any known lesion or injury. **Infectious d.**, one due to a specific and pathogenic microörganism which grows and multiplies in the body, elaborating a chemical poison. **Intercurrent d.**, a disease occurring during the course of another disease with which it has no connection. **Interstitial d.**, one in which the stroma of an organ is mainly affected. **Isambert's d.**, acute miliary tuberculosis of larynx and pharynx. **Kahler's d.**, a constitutional disease marked by the development of round-celled new growths in the bones, a tendency to spontaneous fractures, enlargement of the spleen and lymphatic glands, and albumosuria. Called also *Myelopathic albumosuria*. **Kaposi's d.**, xeroderma pigmentosum. **Kedani d.**, an epidemic disease of Japan due to a proteus implanted by the bite of a mite (kedani). It is marked by fever, swelling of the lymph-glands, and an exanthematous eruption. **Knife-grinder's d.**, chronic catarrhal bronchitis in knife-grinders. **Korsakoff's d.**, a condition of impaired memory with a tendency to false reminiscence combined with symptoms of multiple neuritis: seen in alcoholics and some cases of gastro-intestinal disease. **Krishaber's d.**, a neuropathy affecting the nerves of sensation and the heart, and marked by tachycardia, vertigo, hyperesthesia, and sense-illusions. **Kümmell's d.**, a complex of symptoms coming on in a few weeks after spinal injury, and consisting of pain in the spine, intercostal neuralgia, motor disturbances of the legs, and a gibbosity of the spine, which is painful on pressure and easily reduced by extension; traumatic spondylitis. **Kussmaul's d.**, poliomyelitis anterior. **Laennec's d.**, alcoholic cirrhosis of the liver. **Landry's d.**, acute ascending paralysis. **Leber's d.**, hereditary optic atrophy; a congenital malformation of the optic nerve, with palsy and degeneration of the affected parts. **Legal's d.**, a disease affecting the pharyngotympanic region, and manifested by headache and local inflammatory changes. **Little's d.**, spasmodic paralysis resulting from lack of development of the pyramidal tract. **Lobstein's d.**, osteopsathyrosis. **Local d.**, **Topical d.**, one which originates in and remains confined to one part. **Lucas-Championnière's d.**, chronic pseudomembranous bronchitis. **Mahler's d.**, perivaginitis simplex. **Malassez's d.**, cyst of the testicle. **March's d.**, exophthalmic goiter. **Marie's d.**, akromegaly. **Meige's d.** Same as *Milroy's d.* **Ménière's d.**, an inflammatory process and congestion of the semicircular canals, manifested by pallor, vertigo, and various aural and ocular disturbances; called also *Aural vertigo* and *Auditory vertigo*. **Meyer's d.**, adenoid vegetations of the pharynx. **Miasmatic d.**, one due to malarial poisoning. **Mikulicz's d.**, chronic enlargement of the lacrimal and salivary glands, due to replacement of the glandular tissue by lymph-cells: called also *Achroacytosis*. **Mill's d.**, progressive ascending hemiplegia. **Milroy's d.**, a form of hereditary edema of the legs: called also *Meige's disease*. **Mitchell's d.**, erythromelalgia. **Mitral d.**, disease of the mitral valves. **Moeller-Barlow's d.**, subperiosteal hematoma in rickets. **Morand's d.**, paresis of the extremities. **Morton's d.**, metatarsalgia. **Morvan's d.**, syringomyelia. **Neftel's d.**, inability to sit, stand, or walk without discomfort and paresthesiæ of the back and head, all movements being easily executed in the recumbent position. **Nervous d.**, any disease involving or affecting the nervous system. **Nutritional d.**, disturbance of nutrition and function without visible lesion. **Occupation-d.**, one due to one's employment. **Organic d.**, one due to or accompanied by structural changes visible to the unaided eye. **Osler's d.**, chronic cyanosis with enlarged spleen and polycythemia. **Paget's d.** 1. Osteitis deformans. 2. An inflammatory affection of the areola and nipple, often becoming cancerous. **Parasitic d.**, one caused by vegetal or animal parasites. **Parenchymatous d.**, one which attacks the parenchyma of an organ. **Parkinson's d.**, paralysis agitans. **Parrot's d.**, syphilitic pseudoparalysis. **Parry's d.**, exophthalmic goiter. **Parson's d.**, exophthalmic goiter. **Pavy's d.**, recurrent albuminuria. **Paxton's d.**, tinea nodosa or trichorrhexis nodosa. **Pearl-workers' d.**, recurrent inflammation of bone with hypertrophy, seen in persons who work in pearl-dust. **Periodic d.**, disease which recurs at regular intervals or at the same period in every year. **Pfeiffer's d.**, a rare disease marked by elevation of temperature lasting for a short time and by rapid enlargement of lymph-nodes in the neck. **Pott's d.**, osteitis or caries of the vertebræ, usually of tuberculous origin: it is marked by stiffness of the vertebral column, pain on motion, tenderness on pressure, prominence of certain of the vertebral spines, and occasionally abdominal pain, abscess-formation, and paralysis. **Proficheť's d.** See *Proficheť's syndrome*, under *Syndrome*. **Quincke's d.**, giant urticaria; urticaria œdematosa. **Quinquaud's d.**, a purulent folliculitis of the scalp, causing irregular bald patches. **Rag-sorters' d.** 1. Malignant pustule in rag-sorters. 2. A febrile disease with cough and headache, seen in rag-sorters, and due probably to a bacillus. **Raynaud's d.** 1. A vasomotor neurosis in children and young adults, marked by attacks of cold or emotional excitement (*local syncope*), and in the severer cases by capillary congestion and livid swelling (*local asphyxia*), which may eventually result in gangrene (*Raynaud's gangrene, symmetrical gangrene*). 2. Paralysis of the throat-muscles following parotiditis. **Recklinghausen's d.**, multiple neurofibromata. **Reclus's d.**, a painless cystic enlargement of the mammæ, marked by multiple dilatations of the acini and ducts. **Reichmann's d.**, continuous secretion of gastric juice; gastrosuccorrhea. **Respiratory d.**, one which affects the respiration. **Riga's d.**, cachectic aphthæ. **Rigg's d.**, alveolar pyorrhea. **Ritter's d.**, dermatitis exfoliativa infantum. **Rivolta's d.**, actinomycosis. **Roger's d.**, the presence of an abnormal congenital communication between the ventricles of the heart. **Rokitansky's d.**, acute yellow atrophy of the liver. **Rossbach's d.**, hyperchlorhydria. **Roth's d.**, meralgia paræsthetica. **Rust's d.**, tuberculous spondylitis of the cervical vertebræ. **St. Agatha's d.**, mammitis. **St. Aignon's d.**, tinea favosa. **St. Anthony's d.** 1. Chorea. 2. Epidemic gangrene. **St. Apollonia's d.**, toothache. **St. Avertin's d.**, epilepsy. **St. Avidus's d.**, deafness. **St. Blasius's d.**, quinsy. **St. Clair's d.** See *Ophthalmia*. **St. Dymphna's d.**, insanity. **St. Erasmus's d.**, colic. **St. Fiacre's d.**, hemorrhoids. **St. Francis's d.**, erysipelas. **St. Gervasius's d.**, rheumatism. **St. Gete's d.**, carcinoma. **St. Giles's d.** 1. Leprosy. 2. Carcinoma. **St. Hubert's d.**, hydrophobia. **St. Job's d.**, syphilis. **St. Main's d.**, scabies. **St. Mathurin's d.**, idiocy. **St. Modestus's d.**, chorea. **St. Roch's d.**, plague. **St. Sement's d.**, syphilis. **St. Valentine's d.**, epilepsy. **St. Zachary's d.**, dumbness. **Sartian d.**, a facial skin disease endemic in Asiatic Russia: probably furunculus orientalis. **Saunder's d.**, a dangerous condition seen in infants having digestive disturbances, to whom is given a large percentage of carbohydrates. It is marked by vomiting, cerebral symptoms, and depression of circulation. **Savill's d.**, epidemic eczema. **Schamberg's d.**, a peculiar progressive pigmentary skin eruption of inflammatory character. **Schönlein's d.**, purpura rheumatica. **Scythian d.**, atrophy of the penis and testicles from sexual perversion. **Septic d.**, one which arises from the development of pyogenic or putrefactive organisms. **Serum d.**, the symptoms produced by a second injection of a protective serum, the first injection having caused no trouble. **Specific d.**, any disease, such as syphilis, due to a characteristic morbific agency. **Sterbe d.**, a disease of horses in South Africa. A serum prepared from horses affected with this disease is said to be curative of malarial poisoning. **Still's d.**, a variety of chronic polyarthritis affecting children and marked by enlargement of lymph-nodes, generally of the spleen, and irregular fever. **Stokes's d.**, exophthalmic goiter. **Stokes-Adams d.**, an affection marked by slow pulse, attacks of vertigo, and epileptoid or apoplectoid seizures, probably due to arteriosclerosis of vertebral and basilar arteries. **Structural d.**, any disease in which there are microscopic changes. **Strümpell's d.**, polio-encephalomyelitis. **Subacute d.**, a disease more protracted and less active than an acute disease. **Subchronic d.**, one more protracted than an acute disease, but less so than a chronic one. **Swediaur's d.**, inflammation of the calcaneal bursa. **System-d.**, one which affects a particular nervetract or system of nerve-fibers. **Talma's d.**, myotonia acquisita. **Tarabagan d.**, an epizoötic disease affecting marmots (*tarabagans*) in Mongolia. The disease resembles bubonic plague, and is highly infective to man. **Thomsen's d.**, a disease usually congenital and hereditary, characterized by tonic spasm and rigidity of certain muscles when an attempt is made to move them after a period of rest or when mechanically stimulated. The stiffness disappears as the muscles are used. Called also *Myotonia congenita*. **Thornwaldt's d.** See *Bursitis*. **Tourette's d.**, a nervous disease marked by incoördination, speech-disorders, and convulsions. **Tricuspid d.**, disease of the tricuspid valves. **Trousseau's d.**, stomachal vertigo. See *Vertigo*. **Tsutsugamushi d.**, a disease endemic in certain parts of Japan, and transmitted by the bite of a mite. Called also *Japanese river fever, Flood fever, Island fever, Kedani disease, Akamuchi disease, Shimanushi disease, Yochubio*, and *Shashitsu*. **Vagabonds' d.**, **Vagrants' d.**, parasitic melanoderma; discoloration of the skin in persons of filthy habits, caused by the irritation of lice. **Vaquez's d.**, chronic polycythemia. **Venereal d.**, a contagious disease, most commonly acquired in sexual intercourse: as gonorrhea, chancroid, or syphilis. **Virchow's d.**, leontiasis ossium. **Volkmann's d.**, a congenital deformity of the foot due to a tibiotarsal dislocation. **Voltolini's d.**, an acute purulent inflammation of the internal ear, with violent pain, followed by fever, delirium, and unconsciousness. **Von Jaksch's d.**, pseudoleukemic anemia of infants, due to disease of the spleen and lymphatic glands. **Wardrop's d.**, onychia maligna. **Weir-Mitchell's d.**, erythromelalgia. **Well's d.**, an acute infectious disease characterized by jaundice, fever, muscular pain, and enlargement of the liver and spleen. The symptoms last from ten days to two weeks, and recovery is usually uneventful. **Werlhoff's d.**, purpura hæmorrhagica.

White's d., keratosis follicularis. **White-spot d.**, degeneration of the papillary and reticular layers of the skin marked by the formation of white bead-like spots; morphea guttata. **Whytt's d.**, hydrocephalus internus. **Wilk's d.**, chronic parenchymatous nephritis. **Willis's d.**, diabetes. **Wilson's d.**, dermatitis exfoliativa. **Winckel's d.**, an extremely fatal disease of newborn infants, characterized by icterus, hemorrhage, bloody urine, and cyanosis. **Woillez's d.**, acute idiopathic congestion of the lung. **Wool-sorters' d.**, a form of anthrax attacking those who handle wool. **Zymotic d.**, one due to the action of a ferment, as of a morbific germ or a ptomain.

Disengagement (dis-en-gāj'ment). Escape from confinement, especially the emergence of the fetal head from the vaginal canal in labor, or of an impacted tumor.

Disinfect (dis-in-fekt') [L. *dis-* apart + *infi'cere* to corrupt]. To free from pathogenic substances or organisms, or to render them inert.

Disinfectant (dis-in-fek'tant). 1. Freeing from infection. 2. An agent that disinfects, chiefly by destroying disease-germs or rendering ferments inactive.

Disinfectin (dis-in-fek'tin). A dark-brown liquid derived from the residues of naphtha-distillation. It is disinfectant.

Disinfection (dis-in-fek'shun). The act or process of freeing from or neutralizing pathogenic germs or agents.

Disinfectol (dis-in-fek'tol). A proprietary mixture of crude cresol, tar hydrocarbons, resin soap, and alkalies: disinfectant.

Disintegration (dis-in-te-gra'shun) [L. *dis-* apart + *in'teger* entire]. 1. Decay. 2. Disassimilation or catabolism.

Disintoxication (dis''in-tox-ik-a'shun). The removal of toxic principles; the act of rendering toxic substances harmless.

Disinvagination (dis-in-vaj-in-a'shun). Reduction of an invagination.

Disk (disk) [L. *dis'cus*]. 1. A circular or rounded flat plate or organ. 2. A medicated lamella. **Amici's d.** Same as *Membrane of Krause*. **Anisotropous d.** Same as *Transverse d.* **Bardeen's primitive d.**, the embryonic structure which develops into the intervertebral ligament. **Blood-d.**, a blood-corpuscle; more correctly, a blood-platelet. **Bowman's d's**, flat, disk-like plates which make up striated muscular fibers. **Choked d.**, an inflamed and edematous optic disk. **Corundum d.**, a device used in dentistry for cutting away a portion of two contiguous teeth: it is operated by a dental engine. **Epiphyseal d.**, the flattish epiphysis on the proximal or distal surface of each vertebra. **Gelatin-d.**, a disk or lamella of gelatin, variously medicated: chiefly used in eye-diseases. **Germinal d.**, flattish area in fertilized ovum in which the first traces of the embryo are seen. **Hensen's d.**, the pale, thin disk dividing a muscle-case into two portions. **Interarticular d.**, an interarticular fibrocartilage. **Intervertebral d.**, a layer of fibrocartilage between the bodies of vertebræ. **Optic d.**, the area of the retina where the optic nerve enters it. **Placido's d.**, a disk having concentric circles marked on it: used in examining the cornea. **Ranvier's tactile d's**, terminations of nerve-fibers in cup-shaped bodies in the transparent substance between Grandry's corpuscles. **Stenopeic (stenopæic) d.**, an opaque disk having a narrow slit: used for testing astigmatism. **Straboscopic d.**, a disk used in eye-examinations to produce distortion of objects seen. **Tactile d.**, a disk-like nerve-termination in a tactile cell, as in an end-organ of a nerve of special sense. **Transverse d.**, one of the dark transverse layers of a muscle-fiber.

Dislocation (dis-lo-ka'shun) [L. *dis-* apart + *loca're* to place]. The displacement of any part, more especially of a bone. **Closed d.** Same as *Simple d.* **Complete d.**, one which completely separates the surfaces of a joint. **Complicated d.**, one which is associated with other important injuries. **Compound d.**, one in which the joint communicates with the external air. **Congenital d.**, one which exists from or before birth. **Consecutive d.**, one in which the luxated bone has changed its position since its first displacement. **Divergent d.**, one in which the ulna and radius are dislocated separately. **Habitual d.**, one which often recurs after replacement. **Incomplete d.**, a subluxation; a slight displacement. **Intra-uterine d.**, one which occurs to the fetus in utero. **Monteggia's d.**, dislocation of the hip-joint in which the head of the femur is near the anterosuperior spine of the ilium. **Nélaton's d.**, dislocation of the ankle in which the astragalus is forced up between the end of the tibia and the fibula. **Old d.**, a dislocation in which inflammatory changes have occurred. **Partial d.** Same as *Incomplete d.* **Pathologic d.**, one which results from paralysis, or from a local or other disease. **Primitive d.**, one in which the bones remain as originally displaced. **Recent d.**, one in which there is no complicating inflammation. **Simple d.**, one in which the joint is not penetrated by a wound. **Subastragalar d.**, separation of the calcaneum and the scaphoid from the astragalus. **Thyroid d.**, displacement of the head of the femur into the thyroid foramen. **Traumatic d.**, one due to an injury or to violence.

Disodic (di-so'dik). Having two atoms of sodium in each molecule.

Disodium methylarsenate. See *Arrhenal*.

Disorganization (dis-or''gan-iz-a'shun). The process of destruction of any organic tissue; any profound change in the tissue of an organ or structure which causes the loss of most or all of its proper characters.

Disorientation (dis-o-re-en-ta'shun). The loss of proper bearings, or a state of perplexity such as is seen in mental disorders.

Disparate (dis'par-āt) [L. *dispara'tus*, *dis'par* unequal]. Not situated alike; not exactly paired.

Dispareunia (dis-par-u'ne-ah). See *Dyspareunia*.

Dispensary (dis-pen'sa-re) [L. *dispensa'rium*, from *dispensa're* to dispense]. A place for the gratuitous treatment of patients and free distribution of medicines.

Dispensatory (dis-pen'sa-to-re) [L. *dispensato'rium*]. A treatise on the qualities and composition of medicines.

Dispense (dis-pens') [L. *dispensa're*, *dis-* out + *pensa're* to weigh]. To prepare and distribute medicines to those who are to use them.

Disperse (dis-pers') [L. *dis-* apart + *spar'gere* to scatter]. To destroy or scatter, as a tumor, by separating the component parts.

Dispersible (dis-per'sib-l). Capable of being dispersed or discussed.

Dispersion (dis-per'shun) [L. *disper'sio*]. The act of scattering or separating; the condition of being scattered.

Dispira (di-spi'rah) [L. *dis-* two + *spi'ra* coil]. See *Dispirem*.

Dispirem (dis-pi'rem) [Gr. δις twofold + σπείρημα coil]. The stage of cell-division which follows the diaster: so called because the protoplasm is divided into two parts, in each of which the chromatin assumes the form of a coil. See *Karyokinesis*.

Displacement (dis-plās'ment). 1. Removal from the normal position or place; ectopia. 2. Perco-

lation. **Fish-hook d.**, a form of displacement of the stomach in which the orifice of the pylorus faces directly upward, and the duodenum runs upward and to the right to join the pylorus at an angle, producing a constricting hook.

Dissect (dis-sekt') [L. *disseca're* to cut up]. To cut apart, as tissues for anatomic study.

Dissection (dis-sek'shun) [L. *dissec'tio*]. The cutting apart of tissues, as in anatomic study or in surgery.

Disseminated (dis-sem'in-a-ted) [L. *dis-* apart + *semina're* to sow]. Scattered; distributed over a considerable area.

Dissimilate (dis-sim'il-āt). To disassimilate.

Dissimilation (dis''sim-il-a'shun) [L. *dis-* neg. + *sim'ilis* alike]. Disassimilation, or catabolic change.

Dissociable (dis-so'shia-bl). Easily separable into component parts; separable from associations.

Dissociation (dis-so-se-a'shun) [L. *dis-* neg. + *socia'tio* union]. 1. The act of separating or state of being separated. 2. Resolution by heat of a molecule into two or more simpler molecules. **D.-symptom.** See *Symptom*.

Dissolution (dis-so-lu'shun) [L. *dissolu'tio*, *dissol'vere* to dissolve]. A separation of the soul from the body; death.

Dissolve (dis-olv'). 1. To cause a substance to melt away in a liquid. 2. To melt away in a liquid.

Dissolvent (dis-sol'vent). 1. A solvent medium. 2. A medicine capable of dissolving concretions within the body. 3. Solvent; capable of dissolving substances.

Dissonance (dis'so-nans). A combination of tones which produce discords.

Distad (dis'tad). In a distal direction or on the distal aspect.

Distal (dis'tal). Remote; farthest from the center, origin, or head; opposed to proximal.

Distance (dis'tans). The length of space between two objects. **Focal d.**, the distance from a focus to a refracting or reflecting surface, or, in the case of a lens, to the principal point of the lens. **Infinite d.**, in ophthalmology, a distance of twenty feet or more: so called because rays entering the eye from an object at that distance are practically as parallel as if they came from a point at an infinite distance. **Working d.**, the distance between the front lens of a microscope and the object when correctly focussed.

Distemper (dis-tem'per). A name of several infectious diseases of animals: especially, a contagious catarrhal disease of pups caused by a specific bacillus.

Distensibility (dis-ten-sib-il'it-e). Capability of being extended.

Distichia, Distichiasis (dis-tik'e-ah, dis-tik-i'as-is) [Gr. δίς twice + στίχος row]. An affection in which there are two rows of eyelashes, one or both of which are turned inward against the eye.

Distil (dis-til') [L. *destilla're*; *de* from + *stilla're* to drop]. To volatilize by heat and then cool and recollect the evaporated matter.

Distillate (dis'til-āt). Anything which has been distilled.

Distillation (dis-til-la'shun). Vaporization; the process of distilling and condensing vapor. **Destructive d.**, that which is attended with chemic decomposition and formation of new compounds in the distillate. **Dry d.**, distillation of solids without the addition of liquids. **Fractional d.**, that which is attended by the successive separation of volatilizable substances in the order of their respective volatibility.

Distoma, Distomum (dis'to-mah, dis'to-mum) [Gr. δις two + στόμα mouth]. The former name of a genus of trematode worms: but as now used, a general term including the various genera of trematodes or flukes, such as *Paragonimus*, *Fasciola*, etc. **D. hæmato'bium.** See *Schistosoma hæmatobium*. **D. hepat'icum.** See *Fasciola hepatica*. **D. lancea'tum.** See *Dicrocœlium lancea'tum*, *D. ophthalmobium*. **D. pulmona'le, D. Rin'geri.** See *Paragonimus Westermanii*. **D. Westerman'ii.** See *Paragonimus Westermanii*.

Distomatosis, Distomia (dis''to-ma-to'sis, di-sto'me-ah) [Gr. δις two + στόμα mouth]. 1. The presence of two mouths. 2. Infection with Distoma; distomiasis.

Distomiasis (dis-to-mi'as-is). The condition produced by the presence of *Distoma* in the body.

Distraction (dis-trak'shun) [L. *dis-* apart + *trac'tio* a drawing]. Traction so exerted as to separate surfaces normally opposed.

Distribution (dis-trib-u'shun) [L. *distribu'tio*]. The arrangement of the branches of a nerve or artery.

Distrix (dis'trix) [Gr. δίς double + θρίξ hair]. The splitting of the hairs at their distal ends.

Disubstituted (di-sub'stit-u-ted). Having two atoms in each molecule replaced by other atoms or radicals.

Disulphate (di-sul'fāt). A sulphate having a replaceable hydrogen atom.

Disulphid (di-sul'fid). A compound of a base with two atoms of sulphur.

Disvolution (dis-vo-lu'shun) [L. *dis-* neg. + *vol'vere* to roll]. Retrogradation; extreme catabolism; degeneration.

Dita bark (de'tah). The bark of *Alsto'nia schola'ris*, a tree of the Philippines: used as a tonic and intermittent-fever remedy.

Ditain (dit'ah-in). A poisonous alkaloid, $C_{44}H_{30}N_2O$, from dita bark; its action is like that of curare.

Ditamin (dit-am'in). An alkaloid, $C_{16}H_{19}NO_8$, from dita bark.

Dithion (dith'e-on). A mixture of the sodium salts of two of the dithiosalicylic acids: an antiseptic for external use.

Dithiosalicylic acid (di-thi''o-sal-is-il'ik). See *Acid*.

Dithymoldiiodid (di-thi''mol-di-i'-o-did). Same as *Aristol*.

Diurazin (di-u-ra'zin). A compound of theobromin, salicylic acid, and formaldehyd; used as an antiseptic diuretic. Dose, 6 gr. (0.4 gm.).

Diureid (di-u're-id). A ureid formed by the substitution of hydrogen in a double urea molecule.

Diuresis (di-u-re'sis) [Gr. διά through + οὐρεῖν to urinate]. Increased secretion of urine.

Diuretic (di-u-ret'ik). 1. Increasing the secretion of urine. 2. A medicine that promotes the secretion of urine. **Alterative d.**, any drug eliminated by the kidney and having a salutary effect on the diseased surfaces of the urinary tract. **Hydragogue d.**, one which promotes a copious discharge of water from the kidneys. **Indirect d.**, any diuretic which acts by relieving renal congestion or compression. **Mechanical d.**, any agent which acts favorably by washing out the urinary tubules. **Refrigerant d.**, one which renders the urine less irritating. **Saline d.**, any saline agent which, being absorbed, carries water into the blood. **Stimulant d.**, any agent which acts by irritating the parenchyma of the kidney.

Diuretin (di-u-re'tin). Theobromin salicylate, $C_7H_7NaN_4O_2,C_6H_4OHCOONa$, a white powder: used as a diuretic. Dose, 10–15 gr. (0.666–1 gm.), repeated four to six times a day.

Diurnule (di-urn'ūl) [L. *diur'nus* daily]. A pill or other preparation containing the complete allowance of a medicine for one day.

Diurol (di-u'rol). A sedative diuretic preparation of lithium benzoate, buchu, triticum, saw palmetto, and potassium bicarbonate.

Divalent (di'va-lent) [Gr. δις twice + *Valent*]. Same as *Bivalent*.

Divergence (di-ver'jentz). A spreading or tending apart.

Divergent (di-ver'jent) [L. *diver'gens; dis-* apart + *ver'gere* to tend]. Tending apart; deviating or radiating away from a common point.

Divers' paralysis (di'verz). Caisson-disease.

Diverticular (di-ver-tik'u-lar). Pertaining to or resembling a diverticulum.

Diverticulitis (di-ver-tik-u-li'tis). Inflammation of a diverticulum.

Diverticulum (di-ver-tik'u-lum) [L. *diverticula're* to turn aside]. A pouch or pocket leading off from a main cavity or tube. **Meckel's d.**, an occasional sacculation or cecal appendage of the ileum, derived from an unobliterated vitelline duct. **Nuck's d.**, the canal of Nuck. **Pituitary d.**, an outgrowth from the mucous membrane of the back part of the pharynx which assists in forming the pituitary body. **Pulsion-d.**, a diverticulum caused by pressure. **Traction-d.**, a diverticulum from the esophagus, due to adhesions and consequent traction.

Divulse (di-vuls'). To pull apart forcibly.

Divulsion (di-vul'shun) [L. *dis-* apart + *vel'lere* to pluck]. The act of separating or pulling apart.

Divulsor (di-vul'sor). An instrument for performing divulsion in the urethra.

Dochmiasis, Dochmiosis (dok-mi'as-is, dok-mi-o'sis). Ankylostomiasis or other diseased condition due to the presence of a parasite of the genus *Dochmius*.

Dochmius duodenalis (dok'me-us). See *Ankylostoma duodenale*.

Docimasia (dos-im-a'ze-ah) [Gr. δοκιμάζειν to examine]. An assay or examination; an official test.

Docimastic (do-se-mas'tik). Pertaining to docimasia; of the nature of an assay or test.

Dodecadactylitis (do''dek-a-dak-til-i'tis). [See *Dodecadactylon*.] Inflammation of the duodenum.

Dodecadactylon (do''dek-ah-dak'til-on) [Gr. δώδεκα twelve + δάκτυλος finger: from its length]. The duodenum.

Dœglic acid (deg'lik). See under *Acid*.

Doegling (deg'ling) [Norwegian]. The *Balæ'na rostra'ta*, or lesser rorqual; a whale whose oil is used in ointment-bases.

Dog's-bane (dogz'bān). See *Apocynum*.

Dogwood (dog'wood). See *Cornus*.

Doliariin (do-le-a're-in). A derivative from the juice of *Fi'cus dolia'ria*, having vermifuge, purgative, and digestive properties.

Dolichocephalic, Dolichocephalous (dol''ik-o-sef-al'ik, dol''ik-o-sef'al-us) [Gr. δολιχός long + κεφαλή head]. Long-headed; having the anteroposterior, or cephalic, diameter relatively long.

Dolichocephalism, Dolichocephaly (dol''ik-o-sef'al-ism, dol''ik-o-sef'al-e). The quality of being dolichocephalic.

Dolichopellic, Dolichopelvic (dol''ik-o-pel'ic, dol''ik-o-pel'vik) [Gr. δολιχός long + πελλίς pelvis]. Having an abnormally long pelvis.

Dolichos (dol'ik-os). Same as *Mucuna*.

Dolomol (dol'o-mol). Calcium and magnesium stearate: used as a base for antiseptic dusting-powder, etc.

Domatophobia (do''mat-o-fo'be-ah) [Gr. δῶμα house + φόβος fear]. Insane dread of being in a house.

Dome-cells (dōm'selz). See *Cell*.

Domicilium (do-mis-il'e-um) [L. a little house]. A pneumatic chamber for the application of rarefied or compressed air.

Donda Ndugu (don'dah ndoo'goo) [African for brother ulcer or clinging ulcer]. A disease occurring in Africa, in which the legs swell and slough.

Donovan's solution (don'o-vanz). See *Solution*.

Dormiol (dor'me-ol). A proprietary hypnotic and sedative liquid, $CCl_3C(OH)_2(CH_3)_2C(C_2H_5)$, amylene chloral, or dimethylethyl-carbinol-chloral. Dose of 50 per cent. solution, 10–30 gr. (0.8–2.0 gm.).

Dorsad (dor'sad). Toward the back or dorsal aspect.

Dorsal (dor'sal) [L. *dorsa'lis*; from *dor'sum* back]. Pertaining to the back or to any dorsum.

Dorsalis (dor-sa'lis) [L. for *dorsal*]. Used as part of the name of various arteries, as *D. hallu'cis*, *D. in'dicis*, etc.

Dorsicolumn (dor-se-kol'um). The dorsal column of the spinal cord.

Dorsicommissure (dor-se-kom-is'ūr). The gray commissure of the spinal cord.

Dorsicornu (dor''sik-or'nu). The dorsal cornu of the spinal cord.

Dorsiduct (dor'sid-ukt) [L. *dor'sum* back + *du'cere* to draw]. To draw toward the back or dorsum.

Dorsiflexion (dor-se-flek'shun) [*Dorsum* + *Flexion*]. Flexion or bending, as of toes, toward the dorsum.

Dorsimesad (dor-sim'es-ad). Toward the dorsimeson.

Dorsimesal (dor-sim'e-sal). Situated along the middle of the back.

Dorsimeson (dor-sim'es-on) [L. *dor'sum* back + Gr. μέσον middle]. The median longitudinal line of the back.

Dorsispinal (dor-se-spi'nal). Pertaining to the back and vertebral column.

Dorso- [L. *dor'sum* back]. A prefix signifying pertaining to the back.

Dorso-anterior (dor''so-an-te're-or). Having the back directed forward.

Dorsocephalad (dor-so-sef'al-ad) [L. *dor'sum* back + Gr. κεφαλή head]. Toward the back of the head.

Dorso-intercostal (dor''so-in-ter-kos'tal). Situated in the back and between the ribs.

Dorsolateral (dor-so-lat'er-al). Pertaining to the back, or dorsal aspect, and to a side.

Dorsoposterior (dor''so-pos-te're-or). Having the back directed backward.

Dorsoventrad (dor-so-ven'trad) [L. *dor'sum* back + L. *ven'ter* belly]. From the dorsal toward the ventral aspect.

Dorsum (dor'sum), pl. *dor'sa* [L.]. The back; also any part corresponding to the back in position, as of the foot, hand, tongue, ilium, penis. **D. pe'dis**, the back of the foot.

Dosage (do'sāj). The determination and regulation of doses.

Dose (dōs) [Gr. δόσις]. The amount or proper portion of a medicine to be taken at once. **Daily d.**, the sum of all the doses to be given in twenty-four hours. **Divided d.**, a small quantity of medicine to be taken at short intervals. **Lethal d.**, a dose which will or may cause death. **Maximum d.**, the largest dose that may be safely

administered. **Minimum d.**, the smallest dose that is likely to produce an appreciable effect.

Dosimetric (do-sim-et'rik). Of or pertaining to dosimetry. **D. system**, a regular and determinate system of dosage.

Dosimetry (do-sim'et-re) [Gr. δόσις dose + μέτρον measure]. The accurate and systematic determination of doses.

Doublet (dub'let). A lens made up of a combination of two lenses. **Wollaston's d.**, a microscopic lens consisting of a combination of two planoconvex lenses for correcting chromatic aberration.

Douche (doosh) [Fr.]. A stream of water directed against a part or into a cavity. **Air-d.**, a current of air blown into a cavity, particularly into the tympanum, for opening the Eustachian tube. **Transition-d., Scotch d.**, a douche of alternating hot and cold water. **Tivoli d.**, a reclining bath in which the patient lies covered with warm mineral water while a hot wave-douche is played upon his abdomen: used for constipation.

Douglasitis (dug-las-i'tis). Inflammation of Douglas's pouch.

Douglas's cul-de-sac or **pouch.** See *Pouch*.

Douglas's semilunar fold. See *Fold*.

Doundake (doon-dak'e). The bark of *Sarcocephalus esculen'tus*. It is tonic, febrifuge, and astringent. Dose of extract, 2–3 gr. (0.13–0.195 gm.).

Dourahina (doo-rah-he'nah). A vegetable drug from Brazil: diaphoretic, diuretic, and cardiant.

Dourine (doo-rēn'). A contagious disease of horses characterized by swelling of lymph-glands, genital inflammation, and paralysis of hind limbs. It is caused by *Trypanosoma equiper'dum*. It is spread by sexual contact and is called also *Mal de coit*.

Dover's powder. Pulvis opii et ipecacuanhæ.

Doyère's eminence (doi-yārz'). See *Eminence*.

D. P. L. *directio'ne prop'ria*, "with proper direction."

DR. Abbreviation for reaction of degeneration.

Drachm (dram). See *Dram*.

Dracontiasis (drak-on-ti'as-is) [Gr. δρακόντιον (little dragon) tapeworm]. The diseased state produced by the presence of *Fila'ria medinen'sis* (*Dracun'culus*).

Dracontium fœt'idum (dra-kon'she-um) [L.; Gr. δρακόντιον dragon-wort]. The skunk-cabbage: an araceous plant; the root is stimulant and nervine. Dose of fluid extract, 30–60 min. (2–4 c.c.).

Dracunculus (dra-kun'ku-lus) [L. "little dragon"]. A genus of nematode parasites to which the guinea-worm (*Fila'ria medinen'sis*) was formerly referred.

Draft, Draught (draft). A potion; a large dose of medicine to be taken at once. **Black d.**, the compound infusion of senna. **Effervescing d.**, one which contains an acid and sodium or potassium bicarbonate. **Mustard-d.**, a mild rubefacient paste of mustard and flour. **Riverius's d.**, potio Riverii; the solution of sodium citrate.

Dragée (dra'zhā). A sugar-coated pill or medicated confection.

Dragon's blood (drag'unz blud). An astringent resin of various origin; chiefly from *Cal'amus Ro'tang* and *C. Dra'co*, rattan-palms, and from *Dracæ'na Dra'co* and *Pterocar'pus Dra'co*, tropical trees.

Drain (drān). An appliance or substance that affords a channel of exit or discharge from a wound. **Cigarette d.**, a drain made by surrounding a strip of gauze with a protective covering of rubber, gutta percha, etc. **Mikulicz's d.**, a drain formed by pushing a single layer of gauze into a wound cavity, the layer of gauze being packed with several thick wicks of gauze as it is pushed into the cavity. **Stab-wound d.**, drainage accomplished by making a small punctured wound at some distance from the operative incision and bringing out the drain through this wound: it is done to prevent infection of the operation wound.

Drainage (drān'ej). The systematic withdrawal of fluids and discharges from a wound, sore, or cavity. **Basal d.**, withdrawal of the cerebrospinal fluid from the basal subarachnoid space for the relief of intracranial pressure. **Capillary d.**, drainage effected by strands of hair, catgut, spun glass, or other material which acts by capillary attraction. **Funnel-d.**, drainage by glass funnels inserted into edematous tissues. **Through-d.**, drainage effected by passing a perforated tube through the cavity, so that irrigation may be effected by injecting fluid into one aperture and letting it escape out of another.

Dram, Drachm (dram) [L. *drach'ma*; Gr. δραχμή]. An apothecaries' weight of 60 grains; also an avoirdupois weight of 27.34 grains.

Dramatism (dram'at-izm). Pompous and dramatic speech and behavior in insanity.

Drapetomania (drap''et-o-ma'ne-ah) [Gr. δραπέτης runaway + μανία madness]. The insane desire to wander away from home.

Drastic (dras'tic) [Gr. δραστικός effective]. 1. Acting powerfully or thoroughly. 2. A violent purgative.

Draught (draft). See *Draft*.

Drepanidium (drep-an-id'e-um) [Gr. δρεπάνη sickle]. A genus or larval stage of certain protozoans; certain species are entozoan and parasitic, but probably not in man. **D. rano'rum**, a cytozoon of frog's blood, probably parasitic.

Dressing (dres'sing). The application of various materials for protecting a wound; also any material so applied. **Bavarian d., Bran-d.**, a fracture-box filled with bran: sometimes used for a compound fracture of the leg. **Cocoon d.**, a wound dressing consisting of a layer of gauze and collodion. **Occlusive d.**, a dressing which completely closes a wound and prevents infection from without. **Protective d.**, a dressing to shield a part from injury or from septic infection. **Tegmin d.**, a proprietary adhesive dressing used like collodion.

Drill (dril). An instrument for making holes in hard substances, such as bones or teeth. **Dental d.**, an instrument of various forms for use in dentistry.

Dromograph (drom'o-graf) [Gr. δρόμος running + γράφειν to record]. A recording hemodromometer.

Dromomania (drom-o-ma'ne-ah) [Gr. δρόμος running + μανία madness]. Insane vagabondage; a mania for roaming.

Dromotropic (drom-o-trop'ik) [Gr. δρόμος running + τρέπειν to turn]. Affecting the course or conductivity, as of a nerve-fiber.

Drop (drop) [L. *gut'ta*]. 1. A minute mass or sphere of liquid as it hangs or falls. 2. A medicine to be taken in drops. 3. A spherical or spheroidal solid mass, sometimes medicated; a kind of troche. **Ague-d.**, solution of potassium arsenite. **Bateman's d.**, a tincture of catechu, with opium and camphor: used for coughs. The same name is given to other similar mixtures. **Black-d.**, vinegar of opium, or acetum opii. **D.-culture.** See *Culture*. **D.-finger**, paralysis of one finger due to the rupture of a tendon. **D.-foot**, a paralysis of the toes and part of the foot: often due to alcoholic neuritis. **D.-hand**, wrist-drop; a hand-paralysis due to lead-poisoning. **Hanging-d.** See under *Culture*. **D.-**

serene. See *Gutta serena*. **D.-shoulder,** depression of one shoulder below the level of the other. **Stomach-d's,** a stomachic tincture; an aromatized tincture of gentian and centaury. **Thielemann's d's.** See *Thielemann's mixture*, under *Mixture*. **Toe-d.,** inability to lift the toes or the anterior portion of the foot.

Dropsical (drop'sik-al). Affected with or pertaining to dropsy.

Dropsy (drop'se) [L. *hy'drops*, from Gr. ὕδωρ water]. The abnormal accumulation of serous fluid in the cellular tissue or in a body-cavity. **Acute anemic d.** Same as *Epidemic d.* **D. of amnion,** hydramnion. **D. of belly,** ascites. **Cardiac d.,** that which is due to failure of compensation in cardiac disease. **D. of chest,** hydrothorax. **Epidemic d.,** a disease epidemic in India among the natives only, characterized by fever, anemia, and general anasarca. **D. of head,** hydrocephalus. **Hepatic d.,** that which is due to disease of the liver. **Ovarian d.,** ovarian cystoma. **D. of pericardium.** Same as *Hydropericardium*. **Peritoneal d.,** hydroperitoneum, or ascites. **Renal d.** 1. Anasarca due to kidney-disease. 2. Hydronephrosis. **Subcoroidal d.,** an accumulation of fluid between the choroid and the retina. **Subsclerotic d.,** an accumulation of fluid between the choroid and sclerotic coat of the eye. **Tubal d.,** hydrosalpinx; the accumulation of fluid in an oviduct. **Uterine d.,** hydrometra.

Drosera (dros'e-rah) [Gr. δροσερός dewy]. A genus of plants; sundew. *D. rotundifo'lia* and *D. longifo'lia* have been found useful in tuberculosis and whooping-cough. Dose of tincture, 20–40 min. (1.33–2.66 c.c.).

Droserin (dros'e-rin). An antiseptic and digestive ferment, not unlike pepsin, from drosera and other insectivorous plants.

Drug (drug). Any crude medicinal substance. **Antagonistic d.,** a drug that tends to neutralize the effect of another.

Drum (drum). The tympanum of the ear. **D.-belly.** See *Tympanites*. **D.-head,** the membrana tympani.

Drumin (dru'min). An alkaloid from *Euphor'bia Drummon'dii*: said to be a local anesthetic.

Drumstick-bacillus. See *Bacillus putrificus coli*.

Druse (drūz or dru'se) [Ger. "a rock cavity lined with crystals"]. 1. An affection marked by the formation on the optic papilla of small, globular, hyaline excrescences (drusen). 2. A lesion not reaching the surface or opening into an internal cavity or hollow organ. 3. An inflammation of the upper air-passages in horses, with inflammatory disease of the adjacent lymph-glands, due to *Streptococcus equi*.

Dt. Abbreviation for duration tetany.

Dualistic (du-al-is'tik). Twofold.

Duboisin (du-boi'sin). An alkaloid, $C_{17}H_{23}NO_3$, from *Duboi'sia myoporoi'des*, a shrub of Australia. It is identical in composition with hyoscyamin, and is hypnotic, sedative, and mydriatic. **D. sulphate** is given hypodermically in doses of $\frac{1}{100}$–$\frac{1}{60}$ gr. (0.0006–0.001 gm.).

Duchenne's disease (du-shenz'). 1. Locomotor ataxia. 2. Pseudohypertrophy of muscles. **D.'s paralysis,** progressive bulbar paralysis. **D.'s trocar,** trocar for procuring minute specimens of deep-seated tissues.

Duct (dukt) [L. *duc'tus*, from *du'cere* to draw or lead]. A passage with well-defined walls; especially, a tube for the passage of excretion or secretion. **Aberrant d.,** any duct that is not usually present or that takes an unusual course or direction; especially, a small coiled tube extending from the lower part of the canal of the epididymis. **Aberrant bile-d's,** minute ducts sometimes found in the triangular ligament of the liver. **Acoustic d.,** the external meatus of the ear. **Adipose d.,** an elongated sac in the cellular tissue filled with fat. **Alimentary d.,** the thoracic duct. **Alveolar d.,** any one of the infundibula of a bronchiole. **D. of Arantius,** the ductus venosus. **Archinephric d.,** the mesonephric duct. **Arterial d.,** the ductus arteriosus. **Auditory d.,** a space in the cochlea, between the membrana tectoria and the membrana cochlearis. **D. of Bartholin,** the longer and larger of the sublingual ducts. **Bellini's d's,** the excretory ducts of the kidneys. **Biliary d's** comprise the *Hepatic d.*, from the liver to the common bile-duct; the *Cystic d.*, from the gall-bladder to the common bile-duct, or *duc'tus commu'nis choled'ochus*, which conveys the bile to the duodenum. **Botallo's d.,** the ductus arteriosus. **Canalicular d's,** any one of the smaller galactophorous ducts of the breast. **Cochlear d.,** the cochlear canal. **Common bile-d.** See under *Biliary d's*. **Cowperian d.,** the efferent duct of Cowper's glands. **D's of Cuvier,** two short venous trunks in the fetus opening into the auricle of the heart: the right one becomes the superior vena cava. **Cysthepatic d.,** the hepatocystic duct. **Cystic d.,** the excretory duct of the gall-bladder, extending to the ductus communis choledochus. **Deferent d.,** the vas deferens. **Definite d's,** the straight milk-ducts of a nipple. **Efferent d.,** the duct which gives outlet to a glandular secretion. **Ejaculatory d.,** the canal which passes from the vas deferens and seminal vesicle, conveying the semen to the urethra. **Endolymphatic d.,** a tubular process from the sacculus endolymphaticus, through the aqueduct of the vestibule, into the membranous labyrinth of the ear. **Excretory d.,** one which gives vent to an excretion. **Galactophorous d's,** a set of from fifteen to twenty milk-ducts in the lobes of the mammary glands and in the nipples. **Gall-d.,** any one of the biliary ducts. **Gärtner's d.,** a straight canal extending from the parovarium, through the broad ligament, to the vagina. **Gasserian d.,** the duct of Müller. **Genital d.,** the genital canal. **Guttural d.,** the Eustachian tube. **Hemithoracic d.,** a lymphatic duct which generally is a branch of the thoracic duct, but sometimes goes direct to the junction of the right internal jugular and right subclavian veins. **Hepatic d.,** a duct formed by the union of the right and left hepatic ducts and passing to the common bile-duct. **Left hepatic d.,** a branch of the hepatic duct arising in the left lobe of the liver. **Middle hepatic d.,** an occasional branch of the hepatic duct arising in the quadrate lobe of the liver. **Right hepatic d.,** a branch of the hepatic duct arising in the right lobe of the liver. **Hepaticopancreatic d.,** the common bile-duct after its junction with the pancreatic duct. **Hepatocystic d.,** a biliary duct which discharges its secretion directly into the gall-bladder. **Hermaphrodite d.,** in a true hermaphrodite a duct which represents a vas deferens and an oviduct. **Intralobular biliary d's,** minute branches of the bile-ducts forming a network in and around the liver-cells. **Lacrimal d's** convey the secretion from the lacrimal gland. **Lactiferous d's,** the galactophorous ducts. **Leyden's d.,** the mesonephric duct. **Lymphatic d's,** the two principal lymph-canals of the body—the *Right lymphatic d.*, from the right side of the head, arm, and thorax, and the *Thoracic d.* **Left lymphatic d.,** the thoracic duct. **Right lymphatic d.,** a vessel which receives the lymph from the absorbent vessels of the right side above the liver, and discharges it at the junction of the right subclavian and the internal jugular veins. **Mammary d's,** the canalicular and galactophorous ducts. **Mesonephric d.,** an embryonic duct which in the male becomes the vas deferens, and in the female becomes nearly obsolete. **Metanephric d's,** the ureters. **Milk-d's,** the canalicular and galactophorous ducts. **Mucous d.,** any duct lined with mucous membrane. **Müller's d's,** two ducts of the embryo which empty into the cloaca, and are developed into uterus, vagina, and oviducts. **Nasal d.,** the passage which conveys the tears from the lacrimal sac into the inferior nasal meatus. **Nasolacrimal d.,** the nasal or lacrimal duct. **Omphalomesenteric d., Vitelline d.,** connects the alimentary canal and uterine vesicle. **Ovarian d.** See *Oviduct*. **Pancreatic d.,** the excretory duct of the pancreas, going either to the ductus choledochus communis or to the duodenum. **Accessory pancreatic d.,** the excretory duct of the lesser pancreas. **Minor pancreatic d.,** the accessory pancreatic duct. **Supplementary pancreatic d.,** the accessory pancreatic duct. **Parotid d.,** the duct of Stensen. **D. of Pecquet,** the thoracic duct. **Pronephric d.,** an early embryonic duct of the pronephros, probably becoming later the atrophied anterior segment of the duct of Müller. **Prostatic d's,** the excretory ducts of the prostate gland, twelve to twenty in number. **Rathke's d.,** that part of the duct of Müller which lies between the main part of the latter and the sinus pocularis. **Reichel's cloacal d.,** the cleft between Douglas' septum and the cloaca in the embryo. **Renal d.,** a ureter. **D. of Rivinus,** one of the ducts of the sublingual gland. **Roriferous d.,** the thoracic duct. **Saculo-utricular d.,** the endolymphatic duct. **Salivary d's,** the ducts that convey the saliva: they are the parotid or Stensen's duct, the submaxillary or Wharton's duct, the sublingual ducts (Rivinus's and Bartholin's ducts). **D. of Santorini,** the accessory pancreatic duct. **Schüller's d's,** the ducts of Skene's glands. **Secretory d.,** any one of the smaller ducts which are tributary to the excretory ducts of a gland. **Segmental d.,** a pair of canals in the embryo, extending from behind the body-cavity to the cloaca. **Seminal d's,** conveyors of the semen, including the *vas deferens*, or excretory duct of the testis; *D. of the seminal vesicle*, and the *Ejaculatory d.*, formed by the union of the two forenamed. **Spermatic d.,** the vas deferens. **D. of Steno, Stensen's d.,** the excretory duct of the parotid gland. **Sublingual d's,** the duct of Bartholin and duct of Rivinus. **Submaxillary d.** Same as *Wharton's d.* **Tear-d.,** the nasal duct; also any one of the seven excretory ducts of the lacrimal gland. **Testicular d.,** the vas deferens. **Thoracic d.,** the canal which ascends from the receptaculum chyli to the junction of the left subclavian and left internal jugular veins. It acts as a channel for the collection of the lymph from the portions of the body below the diaphragm and from the left side of the body above the diaphragm. **Thyroglossal d., Thyrolingual d.,** a duct in the embryo, extending between the thyroid body and the posterior part of the tongue. Its opening is represented in the adult by the foramen cæcum. **Umbilical d.,** a duct extending from the umbilical vesicle to the intestinal cavity of the embryo. **Urogenital d.,** the duct of Müller and the Wolffian duct. **Utriculosaccular d.,** a narrow duct uniting the utriculus and the sacculus of the labyrinth. **Vitelline d.,** omphalomesenteric duct or structure connecting the alimentary canal with the umbilical vesicle in the embryo. **Walther's d's,** the ducts of the accessory sublingual glands. **Wharton's d.,** the excretory duct of the submaxillary gland. **D. of Wirsung,** the pancreatic duct. **Wolffian d's,** two ducts of the embryo which connect the Wolffian bodies with the cloaca.

Ductile (duk'til) [L. *duc'tilis*, from *du'cere* to draw, to lead]. Susceptible of being drawn out, as into a wire.

Ductless (dukt'les). Having no excretory duct, as ductless glands.

Ductule (dukt'ūl). Any minute duct; also that part or branch of a duct which is nearest the alveolus of a gland.

Ductus (duk'tus) [L.]. Any passage or duct, as of a gland. **D. arterio'sus,** a channel in the fetus from the pulmonary artery to the aorta. **D. audito'rius, D. cochlea'ris,** the membranous cochlea, or cochlear canal. **D. coch'leæ,** the lower part of the scala media, containing the organ of Corti. **D. Cuvi'eri.** See *Duct of Cuvier*. **D. defe'rens.** Same as *Vas deferens*. **D. endolymphat'icus,** a canal which connects the membranous labyrinth with the general cerebral lymyh-spaces. **D. epoöph'ori longitudina'lis.** Same as *Gärtner's duct*. See under *Duct*. **D. perilymphat'icus,** a canal which connects the perilymphatic space of the osseous labyrinth with the general cerebral lymph-space. **D. reu'niens,** a small canal leading from the saccule to the membranous labyrinth; the canalis reuniens. **D. veno'sus,** a fetal blood-vessel connecting the umbilical vein with the postcava.

Duipara (du-ip'ah-rah). Same as *Secundipara*.

Dulcamara (dul-kam-a'rah) [L. *dul'cis* sweet + *ama'rus* bitter]. Bittersweet, the young branches of *Sola'num Dulcama'ra*, possessing narcotic, diuretic, and diaphoretic properties: used chiefly in skin-diseases, as lepra, psoriasis, etc. Dose of powder, 30 gr.–1 dr. (2–3.9 gm.); of fluid extract, 30 min.–1 fl. dr. (2–4 c.c.).

Dulcamarin (dul-kam-a'rin). A yellow, amorphous alkaloid, $C_{22}H_{34}O_{10}$, from dulcamara. It has mydriatic properties.

Dulcin (dul'sin) [L. *dul'cis* sweet]. Same as *Sucrol*.

Dulcinol (dul'sin-ol). Mannite to which salt has been added to make it palatable.

Dulcite, Dulcitol, Dulcose (dul'sīt, dul'sit-ol, dul'kōs) [L. *dul'cis* sweet]. An alcohol, $C_6H_{14}N_6$, occurring in various plants and prepared by treating milk-sugar with sodium amalgam. It is three hundred times as sweet as sugar. Called also *Melampyrite*.

Dull (dul). Not resonant on percussion.

Dulness (dul'nes). Diminished resonance on percussion; also a peculiar percussion-sound which lacks the normal resonance. **Grocco's triangular d.** See *Grocco's sign*, under *Sign*. **Postcardial d.,** dulness on percussion on the back over the site of the heart. **Tympanitic d.,** resonance of a dull and diminished quality.

Dumb-bells of Schafer. Microscopic dumb-bell-shaped bodies found in striated muscular tissue.

Dumbness (dum'nes) [L. *sur'ditas*]. Muteness, or aphasia.

Duodenal (du-od'en-al). Of, pertaining to, or situated in, the duodenum.

Duodenitis (du''od-en-i'tis). Inflammation of the duodenum.

Duodenocholangitis (du-o-de''no-ko-lan-ji'tis). Inflammation of the duodenum and common bile-duct.

Duodenocholecystostomy (du-od''en-o-ko''le-sis-tos'to-me). The operation of forming a communication between the gall-bladder and the duodenum.

Duodenocholedochotomy (du-od''en-o-ko''led-o-

kot'o-me). Surgical incision of the duodenum and bile-duct.

Duodenocystostomy (du-o-de''no-sis-tos'to-me) [*Duodenum* + Gr. κύστις bladder + στόμα mouth]. The formation of an opening or communication between the duodenum and the bladder.

Duodeno-enterostomy (du-od''en-o-en-ter-os''to-me). The artificial creation of a passage from the duodenum to another part of the small intestine.

Duodenostomy (du''od-e-nos'to-me) [*Duodenum* + Gr. στόμα mouth]. The surgical formation of a permanent orifice into the duodenum.

Duodenotomy (du''od-en-ot'o-me) [*Duodenum* + Gr. τομή cutting]. Incision of the duodenum.

Duodenum (du-o-de'num) [L. *duode'ni* twelve]. The first or proximal portion of the small intestine: so called because about twelve finger-breadths in length.

Duotal (du'o-tal). The diguaiacol ester of carbonic acid; a crystalline powder, $CO_3(C_6H_4OCH_3)_2$, used in tuberculosis and as an antipyretic and intestinal antiseptic. Dose, 5–8 gr. (0.3–0.5 gm.).

Duotonal (du-o-to'nal). A combination of equal parts of calcium and sodium glycerophosphates. Dose, 5–10 gr. (0.3–0.6 gm.).

Duplicitas (du-plis'it-as) [L.]. A doubling; a monstrosity in which either the cephalic or pelvic end is doubled. **D. ante'rior,** the doubling of the cephalic portion of a monster-fetus. **D. poste'rior,** the doubling of a monster-fetus in the pelvic region.

Dupuytren's contraction (de-pwe-trahnz'). See *Contraction*. **D's splint.** See *Splint*.

Dura, Dura mater (du'rah, du'rah ma'ter) [L. "hard mother"]. The outermost, toughest, and most fibrous of the three meninges or membranes of the brain (*cerebral d.*) and spinal cord (*spinal d.*).

Dural (du'ral). Pertaining to the dura.

Duramatral (du-rah-ma'tral). Same as *Dural*.

Durematoma (du''rem-ah-to'mah). Hematoma of the dura mater.

Duritis (du'ri-tis). Inflammation of the dura mater; pachymeningitis.

Duro-arachnitis (du''ro-ar-ak-ni'tis). Inflammation of the dura mater and arachnoid.

Durol (du'rol). Tetra-methyl-benzol, $C_{10}H_{14}$.

Duroleum (du-ro'le-um) [L. *du'rus* hard + *o'leum* oil]. A petrolate resembling vaselin.

Duroziez's sign. Same as D.'s *murmur* (q. v. under *Murmur*).

Dust-bodies, Müller's. Small, roundish, colorless granules seen in the blood: their nature is not fully determined, but they are supposed to be either fat-bodies or oxyphil and neutrophil granules escaped from leukocytes. See *Blood*.

Dusting-powder (dust'ing-pow'der). Any fine powder to be sprinkled upon the skin.

Dutch-liquid, D.-oil (dutch-lik'wid). Ethylen dichlorid.

Dyad (di'ad). Any element capable of replacing or combining with two hydrogen atoms.

Dymal (di'mal). Didymium salicylate; a compound used in the form of ointment in burns, ulcers, eczema, pruritus, etc.

Dynamic, Dynamical (di-nam'ik, di-nam'ik-al) [Gr. δύναμις power]. Pertaining to or manifesting force.

Dynamics (di-nam'iks). The science of motion and the laws of force.

Dynamization (di''nam-iz-a'shun). The hypothetical increase of medicinal effectiveness by dilution and trituration.

Dynamo (di'nam-o). A dynamo-electric machine; a machine for converting mechanic force directly into current electricity.

Dynamogen (di-nam'o-jen). A proprietary substance resembling hematogen: used in anemia and chlorosis.

Dynamogenic (di''nam-o-jen'ik) [Gr. δύναμις power + γεννᾶν to produce]. Producing or favoring the development of power; pertaining to the development of power.

Dynamograph (di-nam'o-graf) [Gr. δύναμις power + γράφειν to write]. A self-registering dynamometer.

Dynamometer (di-nam-om'et-er) [Gr. δύναμις power + μέτρον measure]. An instrument for measuring the force of muscular contraction.

Dynamoneure (di-nam'o-nūr) [Gr. δύναμις power + νεῦρον nerve]. A spinal neuron which is connected with the muscles.

Dynamoscope (di-nam'o-skōp) [δύναμις power + σκοπεῖν to view]. A device for the auscultation of the muscles.

Dynamoscopy (di-nam-os'ko-pe). The auscultation of muscles.

Dyne (dīn). A unit of force; the amount of force needed to impel a mass weighing one gram through one centimeter in one second.

Dys- [Gr. δυς-]. A prefix signifying difficult, painful, bad, etc.

Dysacousia, Dysacousis, Dysacousma (dis-ak-koo'ze-ah, dis-ak-oo'sis, dis-ak-ooz'mah) [Gr. δυς- ill, bad + ἀκοῦσις hearing]. A condition in which certain sounds produce discomfort.

Dysæsthesia (dis-es-the'ze-ah). See *Dysesthesia*.

Dysalbumose (dis-al'bu-mōs). A variety of albumose characterized by insolubility in water and hydrochloric acid.

Dysantigraphia (dis-an-te-gra'fe-ah). Loss of power to copy writing. It is due to a lesion of the association path between the word-seeing center and the word-writing center.

Dysaphia (dis-a'fe-ah) [Gr. δυς- ill + ἁφή touch]. Impairment of the sense of touch.

Dysarthria (dis-ar'thre-ah) [Gr. δυς- ill + ἄρθρον articulation]. Imperfect utterance.

Dysarthric (dis-ar'thrik). Characterized by or pertaining to dysarthria.

Dysarthrosis (dis-ar-thro'sis) [Gr. δυς- ill + ἄρθρωσις joint]. 1. Deformity or malformation of a joint. 2. Dysarthria.

Dysbasia (dis-ba'ze-ah) [Gr. δυς- difficult + βάσις step]. Difficulty in walking, especially that due to nervous lesion. **D. intermit'tens angiosclerot'ica,** intermittent lameness of vascular origin.

Dysbulia (dis-bu'le-ah) [Gr. δυς- ill + βουλή will]. Abnormal weakness or perversion of the will.

Dyschesia (dis-ke'ze-ah) [Gr. δυς- difficult + χέζειν to go to stool]. Difficult or painful defecation.

Dyscholia (dis-ko'le-ah) [Gr. δυς- ill + χολή bile]. A depraved condition of the bile.

Dyschondroplasia (dis-kon-dro-pla'ze-ah). See *Achondroplasia*.

Dyschromatopsia (dis''kro-mat-op'se-ah) [Gr. δυς- ill + χρῶμα color + ὄψις vision]. Imperfect discrimination of colors; incomplete color-blindness.

Dyschromia (dis-kro'me-ah) [Gr. δυς- ill + χρῶμα color]. Any disorder affecting the pigmentary layer of the skin.

Dyscinesia (dis-sin-e'ze-ah). Same as *Dyskinesia*.

Dyscrasia (dis-kra'ze-ah) [Gr. δυς- evil + κρᾶσις mixture]. Abnormal composition of the blood and humors; a depraved state of the humors.

Dysecoia (dis-e-koi'ah). Same as *Dysacousia*.

Dysemia, Dysæmia (dis-e'me-ah) [Gr. δυς bad + αἷμα blood]. Deterioration of the blood.

Dysenteric (dis-en-ter'ik). Pertaining to or of the nature of dysentery.

Dysentery (dis'en-ter-e) [L. *dysente'ria*, from Gr. δυς- difficult + ἔντερον intestine]. A specific febrile disease marked by nervous prostration and inflammation of the large intestine and lower ileum, frequently ending in ulceration. It is accompanied by pain, tenesmus, and mucous, bloody stools. The *amebic* form is caused by the amœba coli; the *bacterial* form by the bacillus of Shiga or *Bacillus dysenteriæ*. **Amebic d.,** that caused by the presence of amebæ. **Bacillary d.,** dysentery produced by the Bacillus dysenteriæ liquefaciens. **Chronic d.,** sprue. **Epidemic d.,** a variety that becomes epidemic and is often very fatal. **Japanese d.,** a form of d., produced by *Bacillus dysenteriæ liquefaciens*, in which the intestinal contents are purulent and chocolate colored, and the intestine ulcerated. **Malarial d.,** that which is complicated with intermittent febrile attacks. **Malignant d.,** a form in which the symptons are all very intense and progress rapidly to a fatal ending. **Scorbutic d.,** that which is an accompaniment of scurvy.

Dyserathesia (dis-er-ath-e'ze-ah) [Gr. δυς- bad + ἐρεθίξειν to irritate]. Impairment of sensibility to stimuli.

Dysergasia (dis-er-ga'ze-ah) [Gr. δυς- difficult + ἔργον work]. Inability to functionate properly, as exhibited in neurasthenia.

Dysesthesia (dis-es-the'ze-ah) [Gr. δυς- difficult + αἰσθάνεσθαι to perceive]. 1. Impairment of any sense, especially of that of touch. 2. A painful and persistent sensation induced by a gentle touch of the skin. **Auditory d.** Same as *Dysacousia*.

Dysgenesia (dis-jen-e'ze-ah) [Gr. δυς- difficult + γεννᾶν to generate]. Impairment of the powers of procreation.

Dysgeusia (dis-gu'ze-ah) [Gr. δυς- ill + γεῦσις taste]. Perversion of the sense of taste.

Dysgraphia (dis-gra'fe-ah) [Gr. δυς- ill + γράφειν to write]. 1. Impairment or perversion of the power of the expression of ideas by writing. 2. The condition in which writing may be performed, but its performance is attended with disagreeable sensations.

Dyshematopoiesis (dis-hem''at-o-poi-e'sis). Defective blood-formation.

Dyshydrosis, Dysidrosis (dis-id-ro'sis) [Gr. δυς- ill + ἵδρωσις a sweating]. 1. Any disorder of the perspiratory apparatus. 2. Pompholyx or chiropompholyx.

Dyskinesia (dis-kin-e'ze-ah) [Gr. δυς- ill + κίνησις motion]. Impairment of the power of voluntary movement. **Uterine d.,** pain in the uterus on movement; a sign of displacement of the uterus.

Dyslalia (dis-la'le-ah) [Gr. δυς- ill + λάλειν to talk]. Impairment of utterance with abnormality of the external speech-organs.

Dyslexia (dis-lex'e-ah) [Gr. δυς- ill + λέξις diction]. 1. An inability to read understandingly, due to a central lesion. 2. A condition in which reading is possible, but is attended with disagreeable sensations.

Dyslogia (dis-lo'je-ah) [Gr. δυς- ill + λόγος understanding]. Impairment of the reasoning power; also impairment of the speech, due to mental disorders.

Dyslysin (dis-li'sin) [Gr. δυς- ill + λύσις solution]. A resinous substance, $C_{24}H_{36}O_7$, derived from bilin, or cholalic acid.

Dysmenorrhea (dis''men-or-re'ah) [Gr. δυς- difficult + μήν mouth + ῥεῖν to flow]. Painful and difficult menstruation. **Congestive d., Plethoric d.,** that which is accompanied by great congestion of the uterus. **Inflammatory d.,** that which comes from or is due to inflammation. **Mechanic d.,** that which is due to mechanic interference with the flow, as from clots or flexion of the uterus. **Membranous d.,** that which is characterized by membranous exfoliations derived from the uterus. **Obstructive d.,** that which is due to mechanic obstruction to the discharge of the menstrual fluid. **Ovarian d.,** that which is due to ovarian disease. **Spasmodic d.,** that form which is due to spasmodic uterine contraction. **Tubal d.,** that which is due to narrowness or closure of an oviduct. **Uterine d.,** that which arises from a uterine disorder. **Vaginal d.,** that which is due to a vaginal disease.

Dysmimia (dis-mim'e-ah) [Gr. δυς- ill + μιμεῖσθαι to imitate]. Impairment of the power of expressing thought by gestures.

Dysmorphophobia (dis-mor-fo-fo'be-ah) [Gr. δύσμορφος deformed + φόβος fear]. Insane fear of becoming deformed.

Dysneuria (dis-nu're-ah) [Gr. δυς- ill + νεῦρον nerve]. Impairment of the nervous power.

Dysopia, Dysopsia (dis-o'pe-ah, dis-op'se-ah) [Gr. δυς- ill + ὄψις vision]. Defective vision.

Dysosmia (dis-oz'me-ah) [Gr. δυς- ill + ὀσμή smell]. Defect or the impairment of the sense of smell.

Dysostosis (dis-os-to'sis) [Gr. δυς- bad + *Ostosis*]. Defective ossification; defect in the normal ossification of fetal cartilages.

Dyspareunia (dis-pah-ru'ne-ah) [Gr. δυσπάρευνος badly mated]. Difficult or painful coitus.

Dyspepsia (dis-pep'se-ah) [Gr. δυς- ill + πέπτειν to concoct]. Impairment of the power or function of digestion. **Acid d.,** a variety associated with excessive acidity of the stomach. **Atonic d.,** a form ascribed to a lack of tone in the digestive organs. **Catarrhal d.,** a variety accompanied by gastric inflammation. **Fermentative d.** is characterized by the fermentation of ingested food. **Flatulent d.,** that which is associated with the formation of gas in the stomach. **Functional d.,** that which is either atonic or of reflex or nervous origin. **Gastric d.,** that which originates within the stomach. **Intestinal d.,** that which has its seat in the intestine. **Nervous d.** is due to some disease of the nerves of the stomach. **Ovarian d.,** a form of reflex indigestion due to ovarian disease. **Reflex d.,** that which is due to reflex influence from some disease of an organ not directly concerned in digestion.

Dyspeptic (dis-pep'tik). Pertaining to or affected with dyspepsia.

Dyspeptin (dis-pep'tin). A preparation of the gastric juice of animals (swine) obtained through a gastric fistula.

Dyspeptone (dis-pep'tōn). A variety of insoluble peptone.

Dysperistalsis (dis''per-is-tal'sis) [Gr. δυς- painful + *Peristalsis*]. Painful or abnormal peristalsis.

Dyspermasia, Dyspermatism, Dyspermia (dis-per-ma'ze-ah, dis-per'mat-izm, dis-per'me-ah). Impairment of the semen or of its discharge.

Dysphagia (dis-fa'je-ah) [Gr. δυς- ill + φάγειν to eat]. Difficulty in swallowing.

Dysphasia (dis-fa'ze-ah) [Gr. δυς- ill + φάσις speech]. Impairment of speech, consisting in lack of coordination and failure to arrange words in their proper order. It is due to a central lesion.

Dysphemia (dis-fe'me-ah). Stammering.

Dysphonia (dis-fo'ne-ah) [Gr. δυς- ill + φωνή voice]. Any impairment of voice; a difficulty in speaking. **D. clerico'rum,** clergymen's sore throat; impairment of voice due to much public speaking. **D.**

pu'berum, the harsh, irregular utterance of puberty, and of the change of voice in youth.

Dysphoria (dis-fo're-ah) [Gr. δυς- ill + φέρειν to bear]. Disquiet; restlessness; malaise.

Dysphrasia (dis-fra'ze-ah) [Gr. δυς- ill + φράσις speech]. Imperfection of utterance due to a central or cerebral defect.

Dysphrenia (dis-fre'ne-ah) [Gr. δυς- ill + φρῆν mind]. Any secondary psychosis as distinguished from an idiopathic brain disease.

Dyspnea, Dyspnœa (disp-ne'ah) [Gr. δυς- ill + πνοῖα breath]. Difficult or labored breathing. **Cardiac d.**, a form due to cardiac disease. **Expiratory d.**, hindrance to the free egress of air from the lungs. **Inspiratory d.**, hindrance to the free ingress of air into the lungs. **Renal d.**, a form ascribable to some renal disease. **Traube's d.**, dyspnea marked by slow respiratory movements and expansion and collapse of the thorax during inspiration and expiration. It is seen in diabetes mellitus.

Dyspneic (disp-ne'ik). Affected with or due to dyspnea.

Dyspragia (dis-pra'je-ah) [Gr. δυς- ill + πράγειν to do, to perform]. Painful performance of any function. **D. intermit'tens angioselerot'ica intestina'lis**, a painful intestinal spasmodic affection, due to derangement of the intestinal blood-supply.

Dysproteose (dis-pro'te-ōs). Heteroproteose modified by treatment with water.

Dysspermia (dis-sper'me-ah) [Gr. δυς- ill + σπέρμα seed]. See *Dyspermasia*.

Dystaxia (dis-tax'e-ah) [Gr. δυς- ill + τάξις arrangement]. Difficulty in controlling voluntary movements; partial ataxia.

Dysthyreosis (dis''thi-re-o'sis). Imperfect action of the thyroid body.

Dysthyroidism (dis-thi'roi-dizm). Imperfect development and function of the thyroid gland.

Dystocia (dis-to'se-ah) [Gr. δυς- ill + τόκος birth]. Painful or slow delivery or birth. **Fetal d.**, that which is due to the shape, size, or position of the fetus. **Maternal d.**, that which is due to some deformity on the part of the mother. **Placental d.**, difficulty in removing or delivering the placenta.

Dystopy, Dystopia (dis'to-pe, dis-to'pe-ah) [Gr. δυς- ill + τόπος place]. Malposition; faulty placement of an organ.

Dystrophia, Dystrophy (dis-tro'fe-ah, dis'tro-fe) [Gr. δυς- ill + τρέφειν to nourish]. Defective or faulty nutrition. **Progressive muscular d.**, progressive atrophy of the muscles with no discoverable lesion of the spinal cord.

Dystrophic (dis-trof'ik). Pertaining to or of the nature of dystrophia.

Dystrophodextrin (dis-trof-o-dex'trin) [Gr. δυς- ill + τροφή nutrition + *Dextrin*]. A starch-like material said to exist in normal blood.

Dystrophoneurosis (dis-trof''o-nu-ro'sis) [Gr. δυς- ill + τροφή nutrition + *Neurosis*]. 1. Any nervous disorder due to poor nutrition. 2. Impairment of nutrition due to nervous disorder.

Dystrophy (dis'tro-fe). See *Dystrophia*.

Dystrypsia (dis-trip'se-ah) [Gr. δυς- ill + τρίψις digestion]. Derangement of the intestinal or pancreatic digestion due to lack of trypsin.

Dysuria (dis-u're-ah) [Gr. δυς- ill + οὖρον urine]. Painful or difficult urination.

Dysuriac (dis-u're-ak). One who is affected with dysuria.

Dyszoöamylia (dis-zo''o-am-i'le-ah) [Gr. δυς- bad + *Zoöamylin*]. Failure of the liver to store up glucose in the form of glycogen (zoöamylon).

E.

E. Abbreviation for *Emmetropia*, *Eye*, and *Electromotive force*.

Ear (ēr) [L. *au'ris*; Gr. οὖς]. The organ of hearing. The **external ear** is composed of the *auricle*, or *pinna*, and the external auditory canal. The external curved border of the auricle is the *helix*, immediately in front of which is a hollow termed the *fossa of the helix*. In front of this fossa is the *anthelix*, a flattened, semicircular eminence on the cartilage of the external ear, situated before or within the helix, and immediately surrounding the concha posteriorly. Above the anthelix is a deep fossa, the *fossa of the anthelix*, which communicates with the *concha*, or large hollow of the auricle. Guarding the canal in front is a tent-like prominence, the *tragus*. Opposite the tragus is the *antitragus*, a conical eminence of the lower posterior portion of the external ear, being part of the anthelix. The lower termination of the auricle is termed the *lobule*. The external auditory canal is about one inch and a fourth in depth, and is closed internally by the *membrana tympani*, or drum-membrane. The latter is composed of three layers—an outer or *dermoid*, a middle or *fibrous*, and an internal or *mucous*, layer. The long process, or handle, of the malleus is inserted in the inner surface. The **middle ear** is the cavity on the inner side of the drum-membrane, containing the ossicles, and communicating with the post-nasal region by means of the Eustachian tube. The **internal ear**, or *labyrinth*, is embedded in the petrous portion of the temporal bone, and consists of three *semicircular canals*, communicating by means of the vestibule with the *cochlea*, resembling a minute spiral shell. Within the bony labyrinth is the *membranous labyrinth*, surrounded by the perilymph and containing endolymph. It is a closed sac, with the same form as the bony labyrinth. The cavity of the cochlea is divided by a partition, partly bony (*lam'ina spira'lis*) and partly membranous (*membra'na basila'ris*), into the two spiral canals, the *sca'la vestib'uli* and the *sca'la tym'pani*. The scala vestibuli is divided by the membrane of Reissner into two portions, the lower of which, called the *cochlear duct*, contains the *organ of Corti*. This is made up of a series of rod-like bodies (*Corti's rods*, *Corti's fibers*, or *acoustic rods*) arranged in a double row, attached by their bases to the basilar membrane, and united by their upper extremities to form the *arches of Corti*, which enclose a triangular space (*Corti's canal* or *tunnel*). In connection with the rods of Corti are several rows of cervical ciliated cells (*Corti's cells*). Stretching above the organ of Corti is a membranous structure

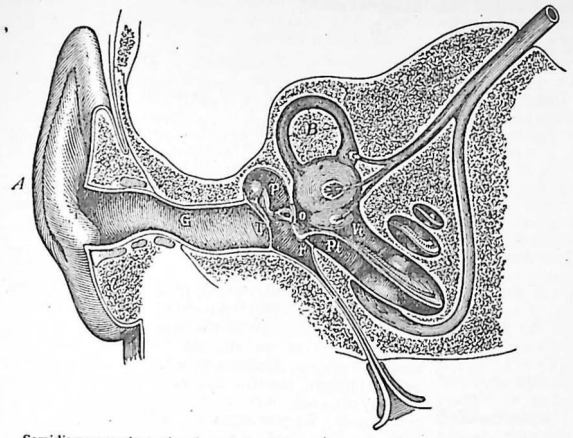

Semidiagrammatic section through the right ear: *G*, external auditory meatus; *T*, membrana tympani; *P*, tympanic cavity; *o*, fenestra ovalis; *r*, fenestra rotunda; *B*, semicircular canal; *S*, cochlea; *Vt*, scala vestibuli; *Pt*, scala tympani.

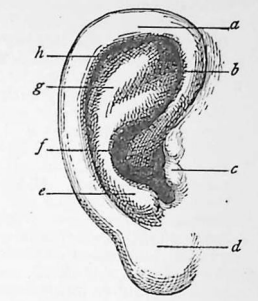

The external ear: *a*, helix; *b*, fossa of anthelix; *c*, tragus; *d*, lobule; *e*, antitragus; *f*, concha; *g*, anthelix; *h*, fossa of helix.

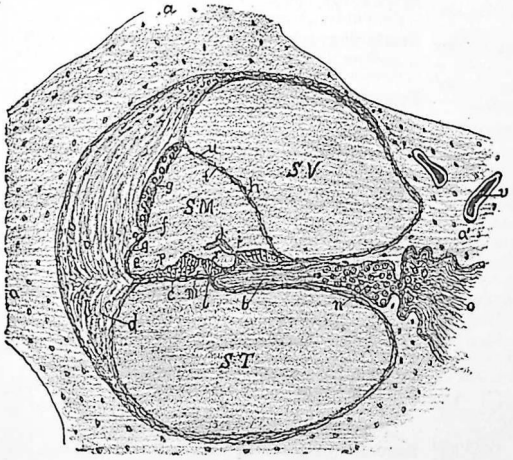

Section of a single turn of the cochlea; *SV*, scala vestibuli; *SM*, scala media; *ST*, scala tympani; *a*, bony tissue; *b*, spiral lamina; *c*, basilar membrane; *d*, spiral ligament; *e*, flat lining cells; *f*, spiral prominence; *g*, stria vascularis; *h*, Reissner's membrane with epithelium (*t*) of cochlear duct and endothelium (*u*) of scala vestibuli; *i*, limbus of spiral lamina; *k*, tectorial membrane; *m*, tunnel of Corti; *r*, *s*, inner and outer hair-cells; *p*, cells of Claudius; *n*, spiral ganglion; *o*, nerves; *v*, blood-vessel.



Interior of Left Labyrinth: *a*, fovea hemi-elliptica; *b*, fovea hemisphærica; *c*, opening of superior and posterior semicircular canals; *d*, opening of aqueduct of vestibule; *f* and *g*, posterior and external semicircular canal; *h*, spiral tube of cochlea (scala tympani); *i*, opening of aqueduct of cochlea.

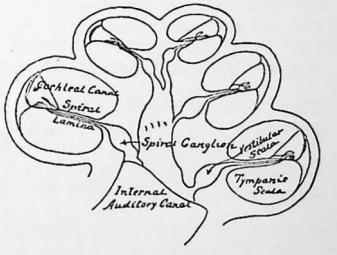

Section of the cochlea showing two and a half windings of its scalæ.

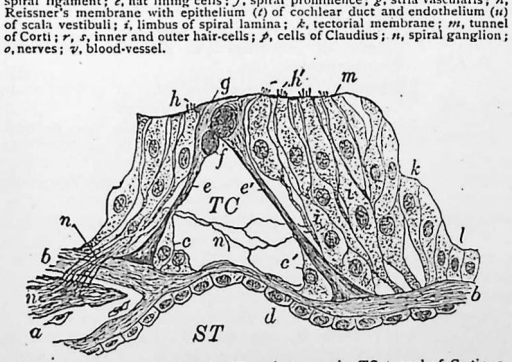

Section of the organ of Corti: *ST*, scala tympani; *TC*, tunnel of Corti; *a*, spiral lamina; *b*, substantia propria of basilar membrane; *c*, *c'*, protoplasmic covering of pillars of Corti; *e*, *e'*, pillars of Corti; *d*, endothelial plates; *f*, heads of pillars of Corti containing oval areas; *h*, *h'*, inner and outer hair-cells; *m*, reticular membrane; *k*, *l*, cells of Hensen and Claudius; *n*, nerve-fibers; *i*, cells of Deiters (Piersol).

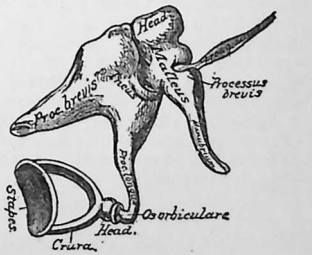

The small bones of the left ear; external view (enlarged) (after Gray).

called *Corti's membrane*, or *Membrana tectoria*. **Aztec e.**, an ear in which the lobule is wanting, the whole ear looking as if it were pushed forward and downward. **Blainville e.**, asymmetry of the two ears. **Cagot e.**, an ear in which the lobule is wanting. **Darwin's e.**, an ear having an eminence on the edge of the helix. **External e.**, the pinna and external meatus together. **Inner e.**, the labyrinth, comprising the vestibule, cochlea, semicircular canals, and the membranous canal. **Middle e.**, the drum, or tympanum, comprising the *attic* above and the *atrium*, or lower space. **Morel e.**, a deformed ear marked by abnormal development of the helix, anthelix, and scaphoid fossa, so that the folds of the ear seem obliterated, and the ear is smooth, large, and often prominent, with a thin edge. **Stahl e., No. 1**, a deformed ear in which the helix is broad and coalesces with the anthelix; the fossa ovalis and fossa scaphoidea are scarcely to be seen, and the lower portion of the helix is obliterated. **Stahl e., No. 2**, multiplication of the divisions of the crura furcata, so that there are three instead of two crura. **Wildermuth's e.**, a deformed ear with prominent anthelix and poorly developed helix.

Ear-ache (ēr'āk). See *Otalgia*.

Ear-bone. See *Ossicle*.

Ear-dust. The otoliths.

Ear-faint. A form of syncope observed in patients with aural disease.

Ear-minded (ēr-min'ded). Remembering chiefly the impressions made on the sense of hearing.

Ear-sponge. A sponge on a stick or handle: used for washing the ear.

Earth (erth). 1. The soil and other pulverulent substances forming the ground. 2. Any amorphous easily pulverizable mineral. **Alkaline e.**, any oxid of a metal of the group to which calcium and magnesium belong. **Fullers' e.**, a clay used as a dressing for sores.

Ear-wax. Same as *Cerumen*.

Easton's syrup (ēs'tonz). Syrup of iron, quinin, and strychnin phosphates.

Eberth's bacillus, lines, etc. (ā'berts). See *Bacillus, Line*, etc.

Ebner's glands (eb'nerz). See *Gland*.

Ebonation (e-bo-na'shun) [L. *e* out + *Bone*]. The removal of fragments of bone after injury.

Ébranlement (a-brahnl-maw') [Fr.]. Removal of a polypus by revolving the tumor on its base.

Ebrietas (e-bri'et-as) [L.]. Drunkenness; alcoholic intoxication.

Ebullition (eb-ul-ish'un) [L. *ebullī're* to boil]. 1. The process or condition of boiling. 2. The motion of a boiling liquid.

Eburnation (e-bur-na'shun) [L. *e'bur* ivory]. The conversion of bone into an ivory-like mass.

Eburneous (e-bur'ne-us) [L. *ebur'neus*]. Resembling ivory.

Ecarteur (e-kar-ter'). An instrument for holding structures apart; a retractor.

Ecaudate (e-kaw'dāt) [L. *e* without + *cau'da* tail]. Without a tail.

Ecballium (ek-bal'e-um) [Gr. ἐκβάλλειν to cast out]. A genus of cucurbitaceous plants. *E. Elate'rium* affords the drug elaterium.

Ecbolic (ek-bol'ik) [Gr. ἐκβολικός throwing out]. 1. Accelerating or causing parturition. 2. An agent which accelerates labor.

Ecbolin (ek'bo-lin). An alkaloid from ergot.

Eccentric (ek-sen'trik). 1. Situated or occurring away from a center. 2. Proceeding from a center.

Eccentropiesis (ek-sen''tro-pi-e'sis) [Gr. ἔκκεντρος from the center + πίεσις pressure]. Pressure from within outward.

Ecchondroma, Ecchondrosis (ek-kon-dro'mah, ek-kon-dro'sis) [Gr. ἐκ out + χόνδρος cartilage]. A cartilaginous tumor growing from a cartilage.

Ecchondrotome (ek-kon'dro-tōm) [Gr. ἐκ out + χόνδρος cartilage + τομή cut]. A knife for excising cartilaginous tissue.

Ecchymoma (ek-kim-o'mah). A swelling due to a bruise and formed by subcutaneous extravasation of blood.

Ecchymosed (ek'kim-ōzd). Characterized by ecchymosis.

Ecchymosis (ek-kim-o'sis), pl. *ecchymo'ses* [Gr. ἐκ out + χύμα a flow]. An extravasation of blood; also a discoloration of the skin caused by the extravasation of blood. **Bayard's e.** Same as *Roederer's e's.* **Cadaveric e's,** stains on the body after death, resembling the effects of bruises. They are seen on the more dependent portions of the body. **Roederer's e's,** small capillary hemorrhages seen in the pleura and pericardium of infants who have attempted prematurely to breathe in utero.

Ecchymotic (ek-kim-ot'ik). Pertaining to or of the nature of an ecchymosis.

Eccrinology (ek-rin-ol'o-je) [Gr. ἐκκρίνειν to secrete + λόγος treatise]. The study or science of secretions and excretions.

Eccrisis (ek'kris-is) [Gr. ἐκ out + κρίσις separation]. The excretion or expulsion of waste products.

Eccritic (ek-krit'ik) [Gr. ἐκκριτικός]. 1. Promoting excretion. 2. A drug that promotes excretion.

Eccyesis (ek-si-e'sis) [Gr. ἐκ out + κύησις pregnancy]. Extra-uterine fetation.

Ecdemic (ek-dem'ik) [Gr. ἔκδημος away from home]. Not endemic; applied to a disease originating in a cause away from the place where it occurs.

Ecdemomania (ek''de-mo-ma'ne-ah) [Gr. ἔκδημος abroad + μανία madness]. An insane desire to wander away from home.

Ecdemonosus (ek-de-mon'o-sus) [Gr. ἔκδημος from home + νόσος illness]. Same as *Ecdemomania*.

Ecderon (ek'der-on) [Gr. ἐκ out + δέρος skin]. The outer layer of the skin and the mucous membrane.

Ecgonin (ek'go-nin). A crystalline alkaloid, $C_9H_{15}NO_3 + H_2O$, derived from cocain.

Echidnase (e-kid'nās) [Gr. ἔχιδνα viper]. A phlogogenic ferment found in the venom of vipers.

Echidnin (e-kid'nin) [Gr. ἔχιδνα viper]. Serpent-poison, or a nitrogenous poisonous principle from serpent-poison.

Echidnotoxin (e-kid-no-tok'sin). A poison principle existing in the venom of vipers.

Echinacea (ek-in-a'se-ah) [Gr. ἐχῖνος hedge-hog]. A genus of composite plants. *E. angustifo'lia* and *E. purpu'rea* have tonic properties.

Echinococcosis (ek-in''o-kok-ko'sis). Infection with echinococci.

Echinococcotomy (ek''in-o-kok-kot'o-me) [*Echinococcus* + Gr. τομή cut]. Excision or evacuation of an echinococcus cyst.

Echinococcus (ek-in-o-kok'kus) [Gr. ἐχῖνος hedgehog + κόκκος berry]. The embryo or scolex of *Tæ'nia echinococ'cus*, the tapeworm of the dog. It is found in man most frequently in the liver, lungs, and brain, embedded in a cyst-like structure (*E.-cyst*). **E. granulo'sus.** Same as *Tænia echinococcus*. **E. hydatido'sus,** a form of echinococcus marked by the presence of daughter-cysts. **E. multilocula'ris,** a variety which develops a very large number of small cysts.

Echinorhynchus (e-kin-o-ring'kus) [Gr. ἐχῖνος hedge-hog + ῥύγχος beak]. A genus of parasitic worms occasionally found in man. **E. gi'gas,** a large round worm with body marked by transverse parallel rings, and having a retractile head armed with several rows of hooks, by which it clings to the small intestine. It is found chiefly in hogs, but occurs sometimes in man.

Echitone (ek'it-ōn). A preparation of echinacea, iris, and viola: used in eczema.

Echo (ek'o), **Amphoric.** The amphoric voice when it follows the oral voice at an appreciative interval. **Metallic e.,** a peculiar ringing sound sometimes heard with the heart-sounds in pneumopericardium and pneumothorax.

Echo-acousia (ek''o-ak-oo'ze-ah) [Gr. ἠχώ echo + ἀκουσία hearing]. The subjective experience of hearing echoes after normally heard sounds.

Echographia (ek-o-gra'fe-ah) [Gr. ἠχώ echo + γράφειν to write]. An aphasic condition in which the patient can copy writing, but cannot write to express ideas.

Echokinesis (ek''o-kin-e'sis) [Gr. ἠχώ echo + κίνησις motion]. The spasmodic and involuntary imitation of movements seen.

Echolalia (ek-o-la'le-ah) [Gr. ἠχώ echo + λαλιά speech, babble]. The meaningless repetition by a patient of words addressed to him.

Echolalus (ek-o'la-lus), pl. *echo'lali*. A person who in a hypnotized state repeats meaninglessly the words he hears.

Echomatism (ek-o'mat-izm) [Gr. ἠχώ echo]. The purposeless imitation of an act,

Echophony (ek-of'o-ne) [Gr. ἠχώ echo + φωνή voice]. An echo-like sound heard immediately after a vocal sound on auscultation of the chest.

Echophotony (ek-o-fot'o-ne) [Gr. ἠχώ echo + φώς light + τόνος tone]. The association of certain colors with certain sounds.

Echo-speech (ek'o-spēch). Same as *Echolalia*.

Echugin (ek'u-jin). A poisonous glucosid, $C_5H_8O_2$, from the African shrub *Ade'nium Boehmia'num*.

Eclabium (ek-la'be-um) [Gr. ἐκ out + L. *la'bium* lip]. Eversion of the lips or of a lip.

Eclampsia (ek-lamp'se-ah) [Gr. ἐκ out + λάμπειν to flash]. A sudden attack of convulsions, especially one of a peripheral origin. **Infantile e.,** eclampsia of reflex origin, as from teething, worms, rickets, fever, or diarrhea, or from temporary cerebral congestion. **E. nu'tans,** nodding spasm, or salaam convulsion. See *Convulsion*. **Puerperal e.** occurs at or near the end of pregnancy, and is often uremic. **Uremic e.,** eclampsia caused by uremia due to suppression of the urine.

Eclampsism (ek-lamp'sizm). Bar's term for puerperal eclampsia without convulsive seizures, but with other signs of blood-intoxication.

Eclamptic (ek-lamp'tik). Pertaining to or of the nature of eclampsia.

Eclamptism (ek-lamp'tizm). The condition due to the auto-intoxication incident to pregnancy, and marked by headache, visual impairment, and sometimes by convulsions.

Eclectic (ek-lek'tik) [Gr. ἐκλεκτικός selecting]. Designating a sect or school which professes to select what is best from all other systems of medicine. See *Eclecticism*.

Eclecticism (ek-lek'tis-izm) [Gr. ἐκ out + λέγειν to select]. A system of medicine which treats diseases by the application of single remedies to known pathologic conditions, without reference to nosology, special attention being given to developing indigenous plant-remedies.

Ecmnesia (ek-ne'ze-ah) [Gr. ἐκ out of + μνήσις memory]. Forgetfulness of recent events with normal memory for more remote ones.

Ecochleation (e-kok-le-a'shun). 1. Excision of the cochlea. 2. Enucleation.

Ecoid (e'koid). The colorless framework of a red blood-corpuscle.

Ecology (e-kol'o-je) [Gr. οἶκος house + λόγος treatise]. The study of the environment and life-history of organisms.

Ecophony (ek-of'o-ne). Same as *Echophony*.

Ecouvillon (a-koo-ve-yon') [Fr.]. A stiff brush or swab used in removing débris from the uterus or for swabbing out cavities and sores.

Ecouvillonage (a-koo-ve-yon-nahzh') [Fr.]. The scrubbing of a cavity or a sore.

Ecphyadectomy (ek''fi-ad-ek'to-me) [Gr. ἐκφύας appendix + ἐκτομή excision]. Excision of the vermiform appendix.

Ecphyaditis (ek''fi-ad-i'tis) [Gr. ἐκφύας appendix]. Inflammation of the vermiform appendix.

Ecphyma (ek-fi'mah), pl. *ecphy'mata* [Gr. ἐκ out + φῦμα growth]. An outgrowth or protuberance. **E. glob'ulus,** a contagious disease of Ireland, characterized by the formation on the skin of tubercles which soften, forming red swellings.

Ecrasement (a-krahz-maw') [Fr.]. Removal by means of the écraseur.

Ecraseur (a-krah-zer') [Fr. "crusher"]. An instrument containing a chain or cord to be looped about a part and then tightened so as to divide the enclosed part.

Ecsomatics (ek-so-mat'iks) [Gr. ἐκ out + σῶμα body]. The study by laboratory methods of the materials removed from the body.

Ecstasy (ek'stas-e) [Gr. ἔκστασις]. A kind of trance or state of fixed contemplation with mental exaltation, partial abeyance of most of the functions, and rapt expression of countenance.

Ecstrophy (ek'stro-fe) [Gr. ἐκστροφή a turning out]. The turning inside out of a part, as the bladder or uterus.

Ectacolia, Ectacoly (ek-ta-ko'le-ah, ek-tak'o-le) [L. *Ectasia* + *Colon*]. Ectasy of a portion of the colon.

Ectad (ek'tad) [Gr. ἐκτός without]. Outward; the reverse of inward.

Ectal (ek'tal) [Gr. ἐκτός without]. Superficial or external.

Ectasia, Ectasis (ek-ta'zhe-ah, ek'tas-is) [Gr. ἐκ out + τείνειν to stretch]. Dilatation, expansion, or distention.

Ectasin (ek'tas-in) [Gr. ἐκ out + τείνειν to stretch]. A substance derivable from tuberculin and having the properties of a vasomotor dilator.

Ectatic (ek-tat'ik). Distended or stretched; distensible.

Ectental (ek-ten'tal) [Gr. ἐκτός without + ἐντός within]. Pertaining to the ectoderm and entoderm.

Ectethmoids (ek-teth'moidz) [Gr. ἐκτός without + *Ethmoid*]. The lateral masses of the ethmoid bones.

Ecthol (ek'thol). A remedy for erysipelas, prepared from *Echina'cea angustifo'lia* and *Thu'ja occidenta'lis*. Dose, 1 dr. (3.9 gm.).

Ecthyma (ek-thi'mah) [Gr. ἐκ out + θύειν to rush]. A pustular eruption, usually seated on a hardened base and encircled by an inflammatory area. The pustules discharge, leaving spots of pigmented cicatrization. It is often the result of filth, hunger, and parasites. **E. syphilit'icum,** an ecthymiform eruption in tertiary syphilis.

Ecthymatiform, Ecthymiform (ek-thim-at'if-orm, ek-thi'mif-orm). Resembling ecthyma.

Ecthyreosis (ek-thi-re-o'sis) [Gr. ἐκ out + *Thyroid*]. Absence of the thyroid gland or loss of the function of the gland.

Ectiris (ek-ti'ris) [Gr. ἐκτός without + *Iris*]. The external layer of the iris.

Ecto- [Gr. ἐκτός without]. A prefix denoting situated on, without, or on the outside.

Ectoblast (ek'to-blast) [Gr. ἐκτός out + βλαστός germ]. 1. The ectoderm, or epiblast. 2. Any external membrane; a cell-wall.

Ectocardia (ek-to-kar'de-ah) [Gr. ἐκτός outer + καρδία heart]. Displacement of the heart.

Ectochoroidea (ek''to-ko-roid'e-ah) [Gr. ἐκτός outer + χοριοειδής choroid]. The outer layer of the choroid coat of the eye.

Ectocinerea (ek''to-sin-e're-ah) [Gr. ἐκτός outer + *Cinerea*]. The cortical gray matter of the brain.

Ectocinereal (ek''to-sin-e're-al). Relating to the ectocinerea.

Ectocolon (ek-to-ko'lon) [Gr. ἔκτασις dilatation + κόλον]. Dilatation of the colon.

Ectocolostomy (ek-to-ko-los'to-me) [Gr. ἐκτός outside + *Colostomy*]. The surgical formation of an opening into the colon through the abdominal wall.

Ectocornea (ek-to-kor'ne-ah) [Gr. ἐκτός outer + *Cornea*]. The outer layer of the cornea.

Ectocuneiform (ek-to-ku'ne-if-orm) [Gr. ἐκτός outer + *Cuneiform*]. The outer cuneiform bone of the foot.

Ectoderm (ek'to-derm) [Gr. ἐκ out + δέρμα skin]. The epiblast, or outer layer of the primitive (two-layered) embryo. See *Epiblast*. **Blastodermic e., Primitive e.** See *Rauber's layer*, under *Layer*.

Ectodermal (ek-to-der'mal) [Gr. ἐκτός outside + δέρμα skin]. Pertaining to or derived from the ectoderm.

Ectodermoidal (ek''to-der-moid'al). Of the nature of or resembling the ectoderm.

Ecto-entad (ek-to-en'tad). From without inward.

Ectogenic, Ectogenous (ek-to-jen'ik, ek-toj'en-us) [Gr. ἐκτός outer + γεννᾶν to produce]. Developed outside the organism.

Ectoglobular (ek-to-glob'u-lar) [Gr. ἐκτός outer + *Globule*]. Formed outside the blood-globules.

Ectokelostomy (ek''to-ke-los'to-me) [Gr. ἐκτός without + κήλη hernia + στόμα mouth]. Operation of displacing a hernial sac through the abdominal wall and keeping it open with drainage, followed by operation for radical cure.

Ectomere (ek'to-mēr) [Gr. ἐκτός outer + μέρος part]. Any one of the blastomeres which share in the formation of the ectoderm.

Ectopagus (ek-top'a-gus) [Gr. ἐκτός without + πάγος union]. A twin monster-fetus laterally united by the chest-walls.

Ectoparasite (ek-to-par'as-īt) [Gr. ἐκτός outer + *Parasite*]. A parasite upon the exterior of the body.

Ectoperitonitis (ek''to-per''it-o-ni'tis) [Gr. ἐκτός outer + *Peritonitis*]. Inflammation of the external or attached side of the peritoneum.

Ectophylaxination (ek''to-fi-lak-sin-a'shun). The process of rendering immune by the transference to the animal of a prophylactic substance which has been developed in some other animal.

Ectophyte (ek'to-fīt) [Gr. ἐκτός outward + φυτόν plant]. An external vegetable parasite.

Ectopia, Ectopy (ek-to'pe-ah, ek'to-pe) [Gr. ἔκτοπος displaced]. Displacement or malposition, especially if congenital. **E. cor'dis,** displacement of the heart outside the thoracic cavity. **E. len'tis,** displacement of the crystalline lens of the eye. **E. Vesi'cæ,** exstrophy of the bladder.

Ectopic (ek-top'ic). Out of the normal place.

Ectoplasm (ek'to-plazm) [Gr. ἐκτός without + πλάσμα a thing formed]. The outer layer of the protoplasm of a cell.

Ectoplasmatic (ek''to-plaz-mat'ik). Pertaining to ectoplasm; outside of the cell-plasma.

Ectoplastic (ek-to-plas'tik) [Gr. ἐκ out + πλάσσειν to shape]. Having a formative power on the surface, as ectoplastic cells. See *Cell*.

Ectopotomy (ek-top-ot'o-me) [Gr. ἔκτοπος out of place + τομή art]. Excision of the fetus in extrauterine pregnancy.

Ectoretina (ek-to-ret'in-ah) [Gr. ἐκτός outer + *Retina*]. The outermost layer of the retina.

Ectosarc (ek'to-sark) [Gr. ἐκτός outer + σάρξ flesh]. The outer layer of *Amœbæ* and *Gregarinidia*.

Ectosteal (ek-tos'te-al). Pertaining to or situated on the outside of a bone.

Ectostosis (ek-tos-to'sis) [Gr. ἐκ out + ὀστέον bone]. Ossification beneath the perichondrium.

Ectosuggestion (ek''to-suj-es'chun) [Gr. ἐκτός without]. A suggestion originating from outside; the reverse of autosuggestion.

Ectothrix (ek'to-thrix) [Gr. ἐκτός outer + θρίξ hair]. A supposed variety of ring-worm; trichophyton.

Ectotoxemia (ek''to-tox-e'me-ah) [Gr. ἐκτός outer + *Toxemia*]. Toxemia produced by a substance introduced from outside the body.

Ectozoon (ek-to-zo'on), pl. *ectozo'a* [Gr. ἐκτός outward + ζῷον animal]. An animal ectoparasite.

Ectrodactylia, Ectrodactylism (ek''tro-dak-til'e-ah, ek-tro-dak'til-izm) [Gr. ἔκτρωμα abortion + δάκτυλος finger]. Congenital absence of digits.

Ectrogenic (ek-tro-jen'ik). Marked by ectrogeny.

Ectrogeny (ek-troj'en-e) [Gr. ἔκτρωμα abortion + γεννᾶν to produce]. Congenital absence or defect of a part.

Ectromelic (ek-tro-mel'ik). Having abortive limbs; of the nature of an ectromelus.

Ectromelus (ek-trom'el-us) [Gr. ἔκτρωμα abortion + μέλος limbs]. A monster characterized by defective limbs or no limbs.

Ectropion, Ectropium (ek-tro'pe-on, ek-tro'pe-um) [Gr. ἐκ out + τρέπειν to turn]. Eversion or turning out of the edge, as of an eyelid.

Ectropionize (ek-tro'pe-on-īz). To put into a state of ectropion or eversion.

Eczema (ek'ze-mah) [Gr. ἐκζεῖν to boil out]. An inflammatory skin-disease with vesiculation, infiltration, watery discharge, and the development of scales and crusts. The lesions vary much in character, and the disease is frequently attended with restlessness and fever and other symptoms of constitutional disturbance, as well as by local itching and burning. **E. a'ni** affects the surface of the anus. **E. bar'bæ** attacks the parts covered by the beard. **E. cap'itis,** eczema of the scalp. **E. crusto'sum,** a variety with thinnish yellow crusts. **E. diabetico'rum,** a form which accompanies glycosuria. **E. epizoot'ica.** See *Foot-and-mouth disease*. **E. erythemato'sum,** a relatively mild form of eczema with erythematous patches. **E. fis'sum,** a variety with hardened and fissured skin. **E. hypertroph'icum,** a disease characterized by enlargement of the skin-papillæ, resulting in a crop of warty outgrowths. **E. infan'tile,** a form common in young infants and occurring especially during dentition. **E. intertri'go.** Same as *Intertrigo*. **Lichenoid e.,** a variety characterized by thickening of the epidermis. **E. mad'idans,** a form marked by hot, moist, and swollen skin, of various subvarieties. **E. margina'tum,** a severe form due to *Tin'ea circina'ta*, and mainly affecting the thigh and axillæ. **E. neurit'icum,** any eczema appearing in patches limited to defined areas supplied by particular cutaneous nerves. **E. papulo'sum,** a form accompanied by the formation of minute papules of firm consistence and deep-red color and by severe itching. **E. parasit'icum,** any form due to an animal or vegetable parasitic microörganism. **E. pustulo'sum,** a form marked by the formation of pustules. **E. sclero'sum,** keratosis of the palms and soles. **E. seborrho'icum.** See *Seborrhea*. **Seesaw e.,** eczema alternating with some other disease. **E. sola're.** Same as *Lichen tropicus*. **E. squamo'sum,** a variety characterized by adherent scales of shed epithelium. **E. verruco'sum,** a warty type, affecting chiefly aged or elderly persons. **E. vesiculo'sum,** eczema marked by the presence of vesicles.

Eczematization (ek-zem''at-iz-a'shun). Persistent eczema-like lesion of the skin due to continued traumatism and scratching.

Eczematous (ek-zem'at-us). Affected with or of the nature of eczema.

Eczemoline (ek-zem'o-lin). A proprietary preparation of zinc salts: used for skin-diseases.

Edea, Ædœa (e-de'ah), pl. [Gr. αἰδοῖα]. The genital organs.

Edeitis, Ædœitis (e-de-i'tis) [Gr. αἰδοῖα genitals]. Inflammation of the genitals.

Edema, Œdema (e-de'mah) [Gr. οἴδημα swelling]. Swelling due to effusion of watery liquid into the connective tissue. **Angioneurotic e.,** circumscribed edematous patches arising from an angioneurosis. **Blue e.,** a puffed, bluish appearance of a limb in hysteric paralysis. **Brown e.,** hardening and infiltration of the lung with a brownish fluid. **E. bullo'sum vesi'cæ,** a condition of the mucous lining of the bladder marked by the formation of clear vesicles with small white particles floating between them. **E. cal'idum.** Same as *Inflammatory e.* **Circumscribed e.,** angioneurotic edema. **Collateral e.,** edema of one part of a paired organ, as the lungs, produced by overaction on account of disease of the other part. **E. ex vac'uo,** edema of a part resulting from the vacuum caused by atrophy of some structure in the part. **E. frig'idum.** Same as *Non-inflammatory e.* **Inflammatory e.,** a form due to inflammation, and attended with redness and pain. **Lymphatic e.,** edema in which the effused liquid comes from the lymph-vessels. **Malignant e.,** edema marked by rapid extension, with destruction of tissue and the formation of a gas. **Mycotic e.,** edema mycosis: the South African horse-sickness; a deadly epizoötic of microbic origin. **E. neonato'rum,** a disease of newborn children marked by spreading edema with cold livid skin. **Non-inflammatory e.,** edema without redness and pain, occurring from passive congestion or a watery condition of the blood. **Purulent e.,** a swelling due to the effusion of a purulent fluid. **Renal e.,** edema of the kidney. **Rheumatismal e.,** painful red edematous swellings on the limbs in rheumatism, due to subcutaneous exudation. **Solid e.,** myxedema. **Venous e.,** edema in which the effused liquid comes from the blood.

Edematization (e-dem-at-iz-a'shun). The act of making edematous.

Edematous (e-dem'at-us). Pertaining to or affected by edema.

Educated corpuscle (ej'u-ka-ted). A body-cell, especially a leukocyte, derived from a mother-cell which has successfully battled with the bacteria of a disease. By this experience of the mother-cell the daughter-cells are, as it were, educated to withstand the attacks of the bacteria in future.

Educt (e'dukt). A substance extracted from organic matter without any alteration in its composition: opposed to product.

Efferent (ef'er-ent) [L. *ex* out + *fer're* to bear]. Conveying blood or a secretion away from a part; conveying impulses away from a nerve-center.

Effervescent, Effervescing (ef-fer-ves'ent, ef-fer-ves'ing) [L. *efferves'cens*]. Bubbling; sparkling; giving off gas-bubbles.

Effleurage (ef-flur-rahzh') [Fr.]. Stroking movement in massage.

Efflorescence (ef-flo-res'sens) [L. *efflorescen'tia*]. 1. The fact or state of being efflorescent. 2. A rash or eruption; any skin-lesion.

Efflorescent (ef-flo-res'ent) [L. *efflores'cere* to bloom]. Becoming powdery in consequence of losing the water of crystallization.

Effluvium (ef-flu've-um) [L. *e* out + *flu'ere* to flow]. An ill-smelling exhalation, especially if of noxious character. **Telluric e.,** an exhalation arising from the earth.

Effusion (ef-fu'zhun) [L. *effu'sio* a pouring out]. 1. The escape of fluid into a part or tissue. 2. An effused material.

Efuniculate (e-fu-nik'u-lāt) [L. *e* priv. + *Funiculus*]. Having no funiculus or navel-string.

Egesta (e-jes'tah) [L. *e* out + *ger'ere* to bear]. Excreted matter; waste material thrown out from the body.

Egg (eg) [L. *o'vum*]. The animal ovum, especially one which is hatched outside the body. **E.-albumin,** a principle which constitutes 20 per cent. of the white of hens' eggs. **E.-flip.** See *Mistura spiritus vini gallici*. **E.-membrane,** the membrane which surrounds the ovum, or egg: if derived from the ovum, it is called *primary*; if from neighboring structures, it is *secondary*. **E.-shell.** See *Testa ovi*. **E.-yolk.** See *Vitellus*.

Egilops (e'jil-ops) [Gr. αἴξ goat + ὤψ eye]. Perforating abscess at the inner canthus of the eye.

Eglandulous (e-gland'u-lus) [L. *e* without + *glan'dula* glandule]. Having no glands.

Eglatol (eg'lat-ol). A compound of the chloral group: used as a hypnotic. Dose, 7½–15 gr. (0.5–1 gm.) per day.

Egobronchophony (e''go-bron-kof'o-ne) [Gr. αἴξ goat + *Bronchophony*]. The bleating and bronchial voice characteristic of pleuropneumonia.

Egol (e'gol). Any orthonitroparasulphonate of mercury and potassium combined with a phenol; the egols are red-brown soluble powders: antiseptic and emetic.

Egomania (e-go-ma'ne-ah) [Gr. ἐγώ I + μανία madness]. Morbid self-esteem.

Egophony (e-gof'o-ne) [Gr. αἴξ goat + φωνή voice]. A bleating quality of voice observed in auscultation in certain cases of lung-consolidation.

Egyptian chlorosis. See *Chlorosis*.

Ehrlich's reaction (er-liks). See under *Reaction*.

E's side-chain theory. See under *Theory*.

Eidoptometry (i-dop-tom'et-re) [Gr. εἶδος form + ὄπτειν to see + μέτρον measure]. Measurement of the acuteness of vision for the perception of form.

Eighth nerve. The auditory nerve.

Eigon (i'gon). A general name for compounds of albumin with iodin: used as substitutes for iodin, iodoform, etc. *Alpha-eigon* is a light-brown powder, containing 20 per cent. of iodin; called also *Iodo-albumin*. *Beta-eigon* is iodized pepsin, containing 15 per cent. solution of iodin; it is a yellowish, odorless, and tasteless powder: used internally as a substitute for iodin, especially where there is digestive weakness. Dose, 5–50 gr. (0.33–3.25 gm.).

Eiloid (i'loid) [Gr. εἰλεῖν to coil + εἶδος form]. Having a coiled appearance.

Eisneria hominis (i-sne're-ah hom'in-is). A sporozoan parasite found in the exudate in a case of purulent pleurisy.

Eisanthema (īs-an'them-ah) [Gr. εἰς into + ἀνθεῖν to bloom]. An eruption on a mucous surface; an enanthema.

Eisodic (īs-od'ik) [Gr. εἰς into + ὁδός way]. Afferent or centripetal.

Ejaculation (e-jak-u-la'shun) [L. *ejacula'tio*]. A sudden physiologic act of expulsion, as of the semen.

Ejaculatory (e-jak'u-la-to-re) [L. *ejaculato'rius*]. Serving as a channel of ejaculation. **E. duct.** See *Duct.*

Ejecta (e-jek'tah) [L., pl.; from *e* out + *ja'cere* to cast]. Excrementitious matters; refuse.

Ekaiodoform (e''kah-i-o'do-form). Iodoform mixed with 0.05 per cent. of paraformaldehyd: a bactericide, used in dressing wounds.

Ekiri (e-ki'ri). An acute and fatal form of endemic diarrhea occurring in Japan.

Ekzemin (ek'ze-min). A proprietary sulphur ointment.

Elacin (el'as-in). Degenerated elastic tissue.

Elæomyenchysis. See *Eleomyenchysis.*

Elæoptene (el-e-op'ten). See *Eleopten.*

Elæosaccharum. See *Eleosaccharum.*

Elaidin (el-a'id-in) [Gr. ἔλαιον oil]. A crystallizable fat, $C_{57}H_{101}O_6$, from various oils.

Elastic (e-las'tik) [L. *elas'ticus*]. Susceptible of being stretched, compressed, or distorted, and then tending to assume its original shape.

Elastica (e-las'tik-ah) [L.]. Gum-elastic or caoutchouc.

Elasticin (e-las'tis-in). Same as *Elastin.*

Elasticity (e-las-tis'it-e). The quality or condition of being elastic.

Elastin (e-las'tin). A yellow albuminoid substance, the essential constituent of yellow elastic tissue: when dry it is brittle, but when moist is flexible and elastic. Elastin is insoluble in water or in cold alkaline solutions, but dissolves in sulphuric acid and in alkaline solutions on boiling.

Elastinase (e-las'tin-ās). An enzyme that dissolves elastic tissue.

Elastometer (el-as-tom'et-er) [L. *elas'ticus* elastic + *me'trum* measure]. An instrument for determining the elasticity of tissues.

Elastose (e-las'tōs). An albumose formed by treating elastin with ferments, acids or alkalies.

Elaterin (e-lat'er-in) [L. *elateri'num*]. A crystalline principle, $C_{20}H_{28}O_5$, from elaterium: a violent hydragogue purgative. Dose, $\frac{1}{32}$–$\frac{1}{16}$ gr. (0.002–0.004 gm.); of *triturate*, $1\frac{1}{2}$–$1\frac{5}{8}$ gr. (0.03–0.04 gm.).

Elaterium (el-at-e're-um) [L.]. A deposit from the juice of *Echal'lium Elate'rium;* a hydragogue cathartic and diuretic: it is used in dropsy, and as a revulsive in congestion of the brain. Dose, $\frac{1}{6}$–$\frac{1}{4}$ gr. (0.01–0.016 gm.); of *triturate*, $\frac{1}{2}$ gr. (0.03 gm.); of *compound powder*, $\frac{1}{2}$–5 gr. (0.03–0.3 gm.).

Elbow (el'bo) [L. *cu'bitus*]. 1. The bend of the arm; the joint which connects the arm and forearm. 2. Any angular bend.

Elcosis (el-ko'sis). Same as *Helcosis.*

Elder (el'der). The plants *Sambu'cus ni'gra*, of Europe, *S. canaden'sis*, of America, and other congeneric species: the flowers, which contain a volatile oil, are used in dressing wounds, burns, ulcers, etc. See *Sambucus.*

Elecampane (el''e-kam-pān'). The *In'ula Hele'nium*, a composite-flowered plant: its root is a stimulant, antibechic, and tonic, and is used in dyspepsia, bronchitis, and amenorrhea.

Electric, Electrical (e-lek'trik, e-lek'trik-al). Pertaining to electricity.

Electricity (e-lek-tris'it-e) [Gr. ἤλεκτρον amber]. A form of force rendered active by friction (**Static e., Frictional e., Franklinic e.**) or by various chemical or mechanical means. **Negative e., Resinous e.,** static electricity of the kind that is generated by rubbing resin, amber, sulphur, or sealing-wax with flannel. **Positive e., Vitreous e.,** static electricity of the kind that is produced by rubbing glass with silk. When not static, it is called **Dynamic e.** or **Current e.**; if aroused by chemic reaction, it is called **Galvanic e.** or **Voltaic e.**; induction develops **Faradic e.,** and a magnet, **Magnetic e.**

Electrify (e-lek'trif-i). To charge with electricity.

Electrization (e-lek-tri-za'shun). The act of charging with or treatment by electricity. **Direct e.,** electrization by applying one electrode to a muscle or to its motor point, and the other to an indifferent point.

Electro- [Gr. ἤλεκτρον amber]. A prefix denoting some connection with or relation to electricity.

Electro-anesthesia (e-lek''tro-an-es-the'ze-ah). Anesthesia induced by electricity.

Electrobiology (e-lek''tro-bi-ol'oj-e) [*Electricity* + *Biology*]. The study of electric phenomena in the living body, whether developed by vital or other processes.

Electrobioscopy (e-lek''tro-bi-os'ko-pe) [Gr. βιός life + σκοπεῖν to see]. The determination of the presence or absence of life by means of an electric current.

Electrocardiagram (e-lek-tro-kar'de-ag-ram). A cardiagram or record of electromotive variations in the action of the heart.

Electrocatalysis (e-lek''tro-kat-al'is-is). The catalytic effect produced by electricity on the bodily processes.

Electrocautery (e-lek-tro-kaw'ter-e). Same as *Galvanocautery.*

Electrochemistry (e-lek-tro-kem'is-tre). The study of chemic changes produced by electric action.

Electrocontractility (e-lek''tro-kon-trak-til'it-e). Contractility in response to electric stimulation.

Electrocystoscope (e-lek-tro-sis'to-skōp). A cystoscope which utilizes the electric light.

Electrode (e-lek'trōd) [Gr. ἤλεκτρον amber + ὁδός way]. The way by which electricity passes in or out; the terminal pieces fastened to the cords of an electric button. **Depolarizing e.,** one which has a resistance greater than that of the portion of the body enclosed in the circuit. **Silent e.,** the electrode which is not therapeutically active.

Electrodiagnosis (e-lek''tro-di-ag-no'sis). The use of electricity in the diagnosis of diseases.

Electrodiaphane (e-lek-tro-di'af-ān). Same as *Diaphanoscope.*

Electrodiaphany (e-lek''tro-di-af'an-e) [*Electro* + Gr. διαφαίνειν to show through]. Same as *Diaphanoscopy.*

Electrodynamometer (e-lek''tro-di-nam-om'eter). An instrument used in measuring the intensity of faradic currents.

Electrogenesis (e-lek-tro-jen'es-is) [Gr. ἤλεκτρον electricity + γένεσις production]. The production of electricity.

Electrograph (e-lek'tro-graf). Same as *Skiagraph.*

Electrography (e-lek-trog'raf-e) [*Electricity* + Gr. γράφειν to record]. The employment of the Röntgen rays in skiagraphy.

Electrohemostasis (e-lek''tro-he-mos'tas-is) [*Electro-* + *Hemostasis*]. The arrest of hemorrhage by means of electricity.

Electrolepsy (e-lek'tro-lep-se). Electric chorea.

Electrolithotrity (e-lek''tro-lith-ot'rit-e). The disintegration of calculi by an electric current.

Electrology (e-lek-trol'o-je) [*Electro* + Gr. λογος science]. The science of the phenomena and properties of electricity.

Electrolysis (e-lek-trol'is-is) [Gr. ἤλεκτρον amber + λύειν to loose]. Chemic decomposition produced by electricity.

Electrolyte (e-lek'tro-līt) [*Electricity* + Gr. λυτός soluble]. Any substance decomposable by electricity.

Electrolytic (e-lek-tro-lit'ik). Pertaining to electrolysis.

Electrolyzer (e-lek'tro-li-zer). An instrument for reducing urethral strictures by electrolysis.

Electromagnet (e-lek-tro-mag'net). A temporary magnet made by passing an electric current through a piece of soft iron.

Electromagnetism (e-lek-tro-mag'net-izm). Magnetism produced by a galvanic current.

Electromassage (e-lek''tro-mas-sahzh'). Massage combined with the application of electricity.

Electrometer (e-lek-trom'et-er) [Gr. ἤλεκτρον amber + μέτρον measure]. An instrument for measuring static or other electricity or differences in electric potential. **Gold-leaf e.,** an instrument for detecting the presence of electricity by the divergence of two slips of gold-leaf.

Electromotive (e-lek-tro-mo'tiv). Causing electric activity to be propagated along a conductor.

Electromuscular sensibility (e-lek-tro-mus'kular). Sensibility of muscles to electric stimulation.

Electron (e-lek'tron). An atom of electrical force; a unit of electricity.

Electronegative (e-lek-tro-neg'at-iv). Negatively electric; appearing at the positive pole in electrolysis.

Electroneurotone (e-lek-tro-nu'ro-tōn). A proprietary electromassage apparatus.

Electropathology (e-lek''tro-path-ol'o-je) [Gr. ἤλεκτρον amber + πάθος disease + λόγος discourse]. The employment of electricity in pathologic research.

Electrophysiology (e-lek''tro-fiz-e-ol'o-je). The science of physiology in its relations to electricity; the study of the electric reactions of the body in health.

Electropositive (e-lek-tro-poz'it-iv) [*Electro-* + *Positive*]. 1. Appearing at the negative electrode. 2. Having the property of becoming positively electrified under suitable conditions.

Electroprognosis (e-lek''tro-prog-no'sis). The employment of electricity for the purpose of diagnosis.

Electropuncturation, Electropuncture (e-lek''tro-pungk-tu-ra'shun, e-lek'tro-pungk-tūr). Electrization by means of needles thrust into the tissues.

Electroscope (e-lek'tro-skōp) [Gr. ἤλεκτρον amber + σκοπεῖν to see]. A device for determining the presence and nature of static electricity.

Electrostatic (e-lek-tro-stat'ik). Pertaining to static electricity.

Electrostatics (e-lek-tro-stat'iks) [Gr. ἤλεκτρον amber + στατικός standing]. The sum of knowledge regarding static electricity.

Electrosurgery (e-lek-tro-sur'jer-e). The surgical employment of electricity.

Electrosynthesis (e-lek-tro-sin'thes-is). Chemical union effected by means of electricity.

Electrothanasia (e-lek''tro-than-a'ze-ah) [*Electricity* + Gr. θάνατος death]. Death by electricity.

Electrotherapeutics, Electrotherapy (e-lek''tro-ther-ap-u'tiks, e-lek''tro-ther'ap-e). Treatment of disease by means of electricity.

Electrotherm (e-lek'tro-therm) [*Electricity* + Gr. θέρμη heat]. An electric appliance for heating the skin and thus relieving pain.

Electrotonic (e-lek-tro-ton'ik). Pertaining to electrotonus.

Electrotonus (e-lek-trot'o-nus) [Gr. ἤλεκτρον amber + τόνος tone]. The irritability of a motor nerve as modified by the passage through it of an electric current.

Electrotrephine (e-lek-tro-tre'fīn). A form of trephine operated by electricity.

Electrozone (e-lek'tro-zōn) [*Electricity* + *Ozone*]. A nascent oxygen or ozone produced by the electrolysis of salt water, and used as a disinfectant.

Electuary (e-lek'tu-a-re) [L. *electua'rium*, from *e* out + *leg'ere* to select]. A medicinal preparation consisting of a powdered drug made into a paste with honey, syrup, or a conserve. **E. of senna,** a mixture of senna, syrup, and tamarind-pulp.

Eleidin (el-e'id-in). A substance of peculiar nature, allied to keratin and protoplasm, found in the cells of the stratum granulosum of the skin.

Element (el'e-ment) [L. *elemen'tum*]. 1. Any one of the primary parts or constituents of a thing. 2. In chemistry, a substance which cannot be resolved into different constituents. **Anatomic e.** Same as *Morphologic e.* **Appendicular e's,** a set of cartilaginous rods attached to the chondral skull of the embryo: from them are developed the ear-bones, the hyoid, and the styloid process. **Electronegative e.,** any chemic element which seeks the positive pole in electrolysis. **Galvanic e.,** the essential parts of an electric battery; the substances which form the generating and collecting plates of a battery. **Morphologic e.,** any cell, fiber, or other of the ultimate structures which go to make up tissues and organs. **Sarcous e.,** any one of the elementary granules into which the primitive fibril of an elementary muscle-fiber is divisible. **Tissue-e.** Same as *Morphologic element.* [For *Table of Elements*, see pages 258, 259.]

Elementary (el-em-en'ta-re). Not resolvable or divisible into simpler parts or components.

Elemi (el'em-e) [Turkish *eleme* hand-picked]. A resinous substance, of extremely various origin, the best coming from *Cana'rium commu'ne* of the Philippine Islands. It furnishes a volatile oil, and is used externally, generally in an ointment, for ulcers and sores.

Eleometer (el-e-om'et-er) [Gr. ἔλαιον oil + μέτρον measure]. An instrument for determining the specific gravity of oils.

Eleomyenchysis (e''le-o-mi-en'kis-is) [Gr. ἔλαιον oil + μῦς muscle + ἔγχυσις infusion]. The injection of oils into muscles for therapeutic purposes, especially for treatment of chronic local spasm.

Eleopten, Eleoptene (e-le-op'ten, el-e-op'tēn) [Gr. ἔλαιον oil + πτηνός volatile]. The more volatile constituent of a volatile oil, as distinguished from its stearopten.

Eleosaccharum (e''le-o-sak'ar-um), pl. *eleosacch'ara* [Gr. ἔλαιον oil + σάκχαρον sugar]. A mixture of sugar with a volatile oil; an oil-sugar.

Elephantiasis (el''ef-an-ti'as-is) [Gr. for "elephant-disease"]. A chronic disease characterized by inflammation and obstruction of the lymphatics and hypertrophy of the skin and subcutaneous tissues. The legs and external genitals are principally affected, the disease begin-

A TABLE OF THE ELEMENTS.

Element.	Symbol.	Atomic Weight.	Specific Gravity.	Physical Characters.	Source.
Aluminum	Al	27.04	2.58	A white metal.	Found in various rocks.
Antimony (L. *stibium*).	Sb	119.6	6.7	Bluish-white crystalline or amorphous solid.	In various ores, chiefly as a sulphid.
Argon	A	39.8	19.9	Colorless gas.	In the atmosphere.
Arsenic	As	74.9	5.71	A gray or black substance.	In various ores, as a sulphid.
Barium	Ba	136.9	3.75	A pale-yellow metal.	In minerals barite and witherite.
Beryllium (see *Glucinum*).	Be				
Bismuth	Bi	208.9	9.8	A grayish-white crystalline substance.	Native and in rare minerals.
Boron	B	10.9	2.6	Either amorphous or crystalline.	In borax and certain minerals.
Bromin	Br	79.76	3.19	Reddish-brown liquid.	In sea-water and brine.
Cadmium	Cd	111.5	8.65	A white lustrous metal.	In zinc ores.
Calcium	Ca	39.91	1.6 to 1.8	A yellow metal.	In limestone and other rocks.
Carbon	C	11.97	. . .	Amorphous in charcoal; crystalline in diamond and graphite.	In coal and in organic matters.
Cerium	Ce	139.9	6.7	Resembles iron.	In cerite and certain minerals.
Cesium	Cs	132.7	1.88	A white lustrous metal.	In mineral springs; in pollucite and lepidolite.
Chlorin	Cl	35.37	. . .	Greenish-yellow gas.	In ordinary salt and in chlorids.
Chromium	Cr	52.0	7.3	Hard crystalline metal.	In chrome-iron, an ore.
Cobalt	Co	58.6	8.96	Reddish or white metal.	In metallic ores.
Columbium	Cb	93.7	. . .	. . . . .	In certain rare metals.
Copper (L *cuprum*)	Cu	63.18	8.9	Lustrous red metal.	Occurs free and in ores.
Coronium	. . .	. . .	. . .	. . . . .	Gas of sun's corona.
Crypton	K	80	. . .	Inert gas.	In liquefied air
Erbium	Er	166.0	. . .	Metallic solid.	In certain rare metals.
Fluorin	F	19.0	. . .	Gas resembling chlorin.	In fluorite and certain minerals.
Gadolinium	Gd	156.1	. . .	. . . . .	In certain minerals.
Gallium	Ga	69.9	5.95	Bluish-white metal.	In zinc blends.
Germanium	Ge	72.3	5.47	. . . . .	In the mineral argyrodite.
Glucinum	Gl	9.03	1.95	A white malleable metal.	In beryl and in minerals.
Gold (L. *aurum*)	Au	196.7	19.3	Lustrous yellow metal.	Occurs free and in ores.
Helium	He	4.0?	. . .	A very light gas.	In the atmosphere: discovered in solar spectrum.
Hydrogen	H	1.0	. . .	Colorless gas.	In water chiefly.
Indium	In	113.6	7.4	Soft silver-white metal.	In zinc ores.
Iodin	I	126.53	4.95	Bluish-black crystals.	In the ashes of seaweeds and algæ.
Iridium	Ir	192.5	22.4	White metal.	In a mineral, iridosmin.
Iron (L. *ferrum*).	Fe	55.88	8.0	A silver-white metal when pure.	In rocks and in the form of oxid and sulphid.
Krypton	Kr	82.	. . .	Gas.	In the atmosphere.
Lanthanum	La	138.2	6.1	Iron-gray metal.	In rare metals.
Lead (L. *plumbum*)	Pb	206.4	11.36	Soft bluish-white metal.	In certain ores.
Lithium	Li	7.01	0.59	Silver-white metal.	In certain metals, as lepidolite.
Magnesium	Mg	24.3	1.75	Lustrous silver-white metal.	In rocks and in sea-water.
Manganese	Mn	54.8	7.2	Hard grayish metal.	In many minerals.
Masrium	Ms	228.0	. . .	. . . . .	In masrite and in a river-bed in Egypt.
Mercury	Hg	199.8	13.59	White lustrous liquid.	Free and in cinnabar.
Metargon	. . .	40	. . .	Extremely inert gas.	In the atmosphere.
Molybdenum	Mo	95.9	8.6	Silver-white metal.	In molybdenite.
Neodymium	Nd	140.5	6.5	. . . . .	In certain rare minerals.
Neon	Ne	22	. . .	An inert gas.	In the atmosphere.
Nickel	Ni	58.6	8.9	A hard, silver-white metal.	In metallic ores.
Niobium	Nb	94.0	. . .	A black powder.	
Nitrogen	N	14.01	. . .	A colorless, odorless gas.	In the air and organic matter.
Osmium	Os	190.3	22.48	A crystalline metal.	In iridosmin and platinum.

A TABLE OF THE ELEMENTS—*Continued.*

Element.	Symbol.	Atomic Weight.	Specific Gravity.	Physical Characters.	Source.
Oxygen	O	15.96	. . .	A colorless, odorless gas.	Free in the atmosphere.
Palladium	Pd	106.35	12.1	A lustrous, silver-white metal.	Free and in conjunction with platinum and gold.
Phosphorus	P	30.96	1.84	A solid, either crystalline and black or amorphous and red.	In bones and in many minerals.
Platinum	Pt	194.3	2.15	A whitish metal.	Free in the gravel of rivers.
Potassium (L. *kalium*).	K	39.03	0.86	A soft silvery metal.	In wood-ashes and certain rocks.
Praseodymium	Pr	143.5	6.5	. . . . .	In cerite and certain minerals.
Rhodium	Rh	102.9	21.1	Lustrous white metal.	In connection with platinum and iridosmin.
Rubidium	Rb	85.2	1.52	A yellowish lustrous metal.	In lepidolite and in certain mineral springs.
Ruthenium	Ru	101.4	12.26	A white metal.	In connection with platinum and iridosmin.
Samarium	Sm	149.62	4.5	. . . . .	In certain rare minerals.
Scandium	Sc	43.97	2.48	. . . . .	In gadolinite and certain minerals.
Selenium	Se	78.87	10.5	A crystalline or amorphous solid, red, black, or gray.	Chiefly in sulphur.
Silicon	Si	28.3	0.97	A crystalline or amorphous substance.	In quartz. Next to oxygen it is the most abundant element.
Silver (L. *argentum*)	Ag	107.66	. . .	A white lustrous metal.	Free and in many ores.
Sodium (L. *natrium*).	Na	23.0	. . .	A soft silvery metal.	In ordinary salt and certain rocks.
Strontium	Sr	87.3	2.5	A yellow metal.	In celestite and strontianite.
Sulphur	S	31.98	2.07	A yellow substance, crystalline or amorphous.	Free and in many sulphids and sulphates.
Tantalum	Ta	182.0	. . .	A black powder.	In tantalite and certain minerals.
Tellurium	Te	125.0	6.23	A silvery crystalline, lustrous solid.	In a number of rare minerals.
Terbium	Tb	159.1	. . .	. . . . .	In rare minerals.
Thallium	Tl	203.7	11.19	A soft white metal.	In pyrites and in dust of sulphuric-acid works.
Thorium	Th	231.9	11.23	A dark gray metallic powder.	In thorite and certain minerals.
Thulium	Tu	170.7	. . .	. . . . .	In rare minerals.
Tin (L. *stannum*).	Sn	118.8	7.25	A soft bluish-white lustrous metal.	Chiefly in cassiterite.
Titanium	Ti	48.0	. . .	A crystalline or amorphous metal.	In certain rocks and clays.
Tungsten	W	183.6	19.26	A hard gray metal.	Chiefly in wolframite.
Uranium	U	238.8	18.69	A hard silver-like metal.	In pitch-blende and certain minerals.
Vanadium	V	51.1	5.87	A silvery crystalline substance.	In vanadinite and other minerals.
Victorium	Vi	. . .	. . .	Metal.	Earth.
Wolframium (see *Tungsten*).					
Xenon	X	127.1	. . .	A gas.	Atmosphere,
Ytterbium	Yb	172.6	. . .	. . . . .	In gadolinite and certain minerals.
Yttrium	Yt	88.9	. . .	A solid metal.	In gadolinite and certain minerals.
Zinc	Zn	65.1	7.12	A bluish-white metal.	In ores.
Zirconium	Zr	90.4	4.15	A crystalline or amorphous solid.	In zircon and certain rare minerals.

ning with attacks of dermatitis with enlargement of the part, followed by the formation of ulcers and tubercles with thickening, discoloration, and fissuring of the skin. The disease is most common in tropical regions near the coast. **E. ar'abum,** true elephantiasis. **E. asturien'sis,** pellagra. **E. græco'rum,** true leprosy. **Nevoid e.,** a variety marked by great dilatation of the lymph-vessels. **E. scro'ti** is seen when the scrotum is the principal seat of the disease. **E. teleangiecto'des,** a variety marked by circumscribed hypertrophy of skin and subcutaneous tissue, causing the skin to hang in folds, as in dermatolysis.

Elephantiastic (el''ef-an-te-as'tik). Pertaining to elephantiasis.

Elevation, Dicrotic (el-e-va'shun). The secondary rise of a dicrotic pulse-wave in the sphygmogram.

Elevator (el'e-va-tor) [L. *eleva're* to lift]. An instrument for lifting a depressed part or for removing roots of teeth.

Eliminant (e-lim'in-ant). 1. Causing an evacuation. 2. An evacuating remedy.

Elimination (e-lim-in-a'shun) [L. *elimina'tio,* from *e* out + *li'men* threshold]. The act of expulsion or of extrusion, especially of expulsion from the body.

Elinguation (e-lin-gwa'shun) [L. *e* out + *lin'gua* tongue]. The removal of the tongue.

Elixir (e-lix'er) [L., from Arabic]. A compound tincture, especially if sweetened and aromatized. **Acid e. of Haller,** a mixture of 1 part of sulphuric acid with 3 parts of alcohol. **E. ad'juvans, Adjuvant e.,** a preparation of aromatic elixir and fluidextract of glycyrrhiza. **E. ad lon'gam vi'tam,** compound tincture of aloes. **Aromatic e.,** a preparation of compound spirit of orange, syrup, precipitated calcium phosphate, deodorized alcohol, and water. **Bitter e.** contains wormwood, eleosaccharum of peppermint, bitter tincture, and aromatic tincture. **Daffy's e.,** compound tincture of senna. **E. fer'ri, quini'næ, et strychni'næ phospha'tum,** elixir of iron, quinin, and strychnin phosphates. **E. mirab'ilis,** a celebrated Italian secret poison of the seventeenth century. **E. paregoric,** camphorated tincture of opium. **E. proprieta'tis, E. pro,** an alcoholic tincture of aloes, myrrh, and saffron with sulphuric acid. **E. rob'orans Whit'tii,** compound tincture of cinchona. **E. sabi'tis,** the wine of rhubarb. **Stoughton's e.,** a tincture made of 25 parts each of rhubarb, gentian, wormwood, germander, and bitter orange-peel, 5 parts each of aloes and cascarilla, and alcohol a sufficient quantity.

Elkoplasty (el'ko-plas-te). Same as *Helcoplasty.*

Elkosis (el-ko'sis). Same as *Helcosis.*

Elkossan (el'kos-san). A proprietary astringent preparation from the seeds of *Brucea sumatrana.*

Elm (elm) [L. *ul'mus*]. Any tree of the genus *Ul'mus. U. ful'va,* the slippery elm, affords a valuable mucilaginous, demulcent bark, from which a mucilage is prepared that is used as a demulcent in inflammations of the skin and mucous membranes.

Elutriation (e-lu-tre-a'shun) [L. *elutria're* to wash out]. The operation of pulverizing substances and mixing them with water, so as to separate the lighter parts from the heavier, by the subsiding of the heavier parts.

Elytritis (el-it-ri'tis) [Gr. ἔλυτρον sheath]. Inflammation of the vagina.

Elytrocele (el'it-ro-sēl) [Gr. ἔλυτρον vagina + κήλη hernia]. Hernia into the vagina; colpocele.

Elytroclasia (el''it-ro-kla'zhe-ah) [Gr. ἔλυτρον sheath + κλάσις rupture]. Rupture of the vagina.

Elytrocleisis, Elytroclisia (el''it-ro-kli'sis, el''it-ro-kliz'e-ah) [Gr. ἔλυτρον vagina + κλεῖσις closure]. The obliteration of the vagina.

Elytrone (el'it-rōn). A proprietary vaginal suppository for use in leukorrhea.

Elytroplasty (el'it-ro-plas-te) [Gr. ἔλυτρον sheath + πλάσσειν to form]. Plastic surgery of the vagina; surgical repair of defects or redundancies in the vagina.

Elytroptosis (el''it-rop-to'sis) [Gr. ἔλυτρον sheath + πτῶσις fall]. Prolapse of the vagina.

Elytrorrhaphy (el-it-ror'raf-e) [Gr. ἔλυτρον sheath + ῥαφή seam]. The suturation of the vaginal wall; especially of a fissure of the vaginal wall.

Elytrostenosis (el''it-ro-ste-no'sis) [Gr. ἔλυτρον sheath + στένωσις narrowing]. Same as *Colpostenosis.*

Elytrotomy (el-it-rot'o-me) [Gr. ἔλυτρον vagina + τομή cut]. Incision of the vaginal wall; colpotomy.

Emaciation (e-ma-se-a'shun) [L. *emacia're* to become lean]. Leanness; a wasted condition of the body.

Emaculation (e-mak-u-la'shun) [L. *e* out + *mac'ula* spot]. The removal of freckles and spots from the face.

Emanation (em-an-a'shun) [L. *e* out + *mana're* to flow]. An effluvium.

Emanosol (em-an'os-ol). A proprietary tablet said to contain radium emanations in a permanent form: used in hydropathic treatment of arthritis, neuralgia, sciatica, etc.

Emansio mensium (e-man'she-o men'se-um) [L. "tardiness of the menses"]. The condition in which menstruation has never taken place.

Emasculation (e-mas-ku-la'shun) [L. *emascula're* to castrate]. Removal of the testicles, or of the testicles and penis.

Embalming (em-bahm'ing). The prevention of the natural decay of a dead body.

Embarras gastrique (em-bar-rah' gas-treek') [Fr. for "bilious attack"]. An acute gastric attack.

Embedding (em-bed'ding). The fixation of a tissue-specimen in a firm medium, in order to keep it intact during the cutting of thin sections.

Embelate (em'bel-āt). Any salt of embelic acid.

Embelia ribes (em-be'li-ah ri'bēz). A myrsinaceous East Indian climbing plant: anthelmintic and cathartic.

Embolalia (em-bo-la'le-ah). Same as *Embololalia.*

Embole (em'bo-le) [Gr. ἐμβολή a throwing in]. 1. The reducing of a dislocated limb. 2. The process of invagination which transforms the archenteron into the primitive embryo.

Embolemia (em-bo-le'me-ah) [*Embolus* + Gr. αἷμα blood]. The presence of emboli in the blood.

Embolia (em-bo'le-ah). Same as *Embole.*

Embolic (em-bol'ik). Pertaining to an embolus or to embolism.

Emboliform (em-bol'if-orm). 1. Shaped like a wedge. 2. Resembling an embolus.

Embolism (em'bol-izm) [L. *embolis'mus,* from Gr. ἐν in + βάλλειν to throw]. The plugging of an artery or vein by a clot or obstruction which has been brought to its place by the blood-current. **Air-e.,** embolism by bubbles of air. **Bland e.,** e. in which the plug is composed of non-septic material. **Capillary e.,** blocking of the capillaries with bacteria. **Crossed e.,** e. in which the embolus passes through an open foramen ovale, or an unclosed ductus arteriosus. **Fat-e.,** embolism of fat that has entered the circulation. **Infective e.,** embolism in which the embolus is infective. **Lymph-e.,** e. of a lymph-vessel. **Miliary e.,** that which affects at the same time

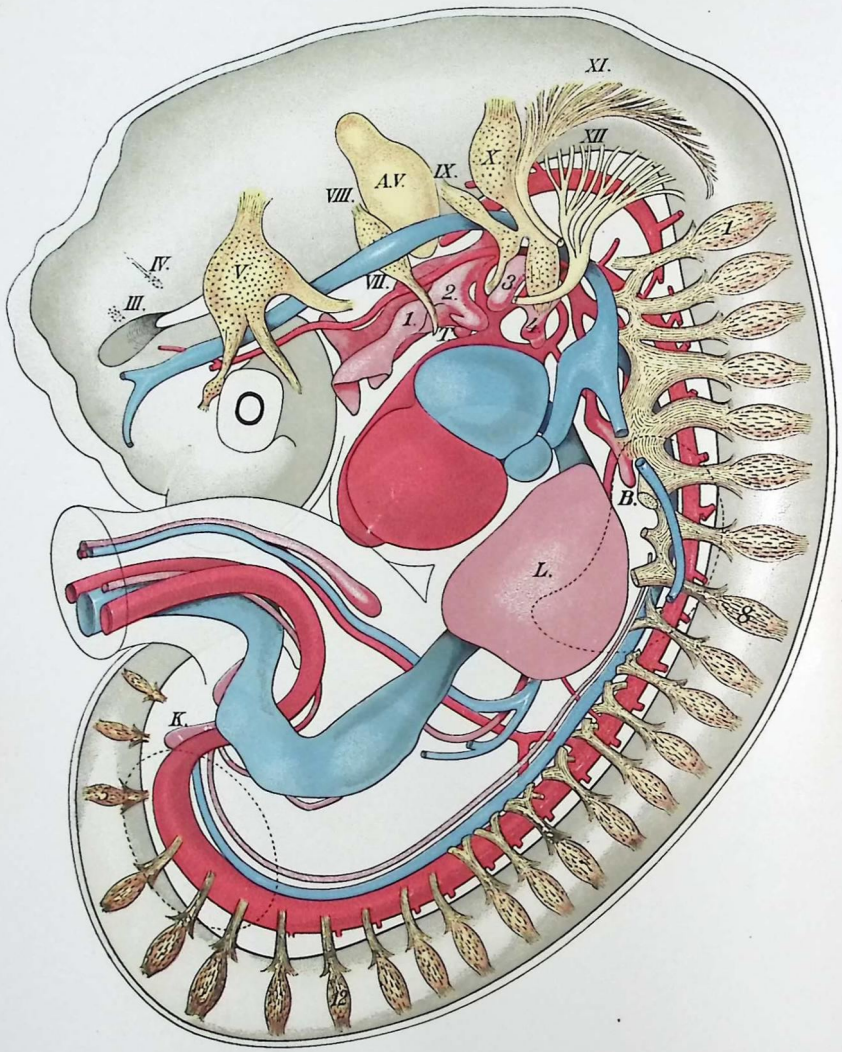

Human embryo (reconstructed) of twenty-six days, viewed from the left side; magnified 25 diameters (after F. Mall): *III.* to *XII.*, the cranial nerves; 1, 8, 12, and 5, respectively the first cervical, the eighth cervical, the twelfth thoracic, and the fifth lumbar spinal nerve; *A. V.*, the auditory vesicle; 1, 2, 3, 4, respectively the first, second, third, and fourth pharyngeal pouches; *T*, thyroid body; *B*, bronchus; *L*, liver; *K*, kidney. The dotted lines indicate the extremities.

many small blood-vessels. **Multiple e.**, embolism by a number of small emboli. **Paradoxic e.**, embolism of an artery caused by a venous thrombus. **Pyemic e.** Same as *Infective e.* **Retinal e.**, embolism of the central artery of the retina. **Retrograde e.**, one which moves in a direction opposite to that of the blood-current. **Spinal e.**, embolism of an artery in the spinal cord. **Trichinous e.**, embolism due to trichinæ. **Venous e.**, embolism of a vein.

Embololalia (em″bol-o-la′le-ah) [Gr. ἔμβολον intercalation + λαλιά babble]. The interpolation of meaningless words into the speech.

Embolophrasia (em″bol-o-fra′zhe-ah) [Gr. ἔμβολον intercalation + φράσις utterance]. Same as *Embololalia*.

Embolus (em′bo-lus) [Gr. ἔμβολος plug]. 1. A clot or other plug brought by the blood-current from a distant vessel and forced into a smaller one so as to obstruct the circulation. 2. The nucleus emboliformis. **Air-e.**, an air-bubble in a vein. **Cellular e.**, an e. consisting of tissue-cells of various kinds, occurring in various acute infectious diseases. **Fat-e.**, an embolus made up of oil or fat.

Emboly (em′bo-le) [see *Embole*]. The invagination of the blastula by which the gastrula is formed.

Embrocation (em-bro-ka′shun) [L. *embroca′tio*]. 1. The application of a liquid medicament to the surface of the body. 2. A liquid medicine for external use.

Embryectomy (em-bre-ek′to-me) [Gr. ἔμβρυον embryo + ἐκτομή excision]. Excision of the embryo in extra-uterine pregnancy.

Embryo (em′bre-o) [Gr. ἔμβρυον, from ἐν within + βρύειν to grow]. The fetus in its earlier stages of development, especially before the end of the third month.

Embryocardia (em″bre-o-kar′de-ah) [Gr. ἔμβρυον embryo + καρδία heart]. A symptom in which the sounds of the heart resemble those of fetal life.

Embryoctony (em-bre-ok′to-ne) [Gr. ἔμβρυον fetus + κτείνειν to kill]. The artificial destruction of the living embryo, or of the unborn fetus.

Embryogenic, Embryogenetic (em″bre-o-jen′ik, em″bre-o-jen-et′ik). 1. Pertaining to the development of the embryo. 2. Producing an embryo.

Embryogeny (em-bre-oj′en-e) [Gr. ἔμβρυον embryo + γεννᾶν to produce]. The production or origin of the embryo.

Embryograph (em′bre-o-graf) [Gr. ἔμβρυον embryo + γράφειν to write]. A combination of a microscope and a camera lucida: used in drawing figures of the embryo.

Embryography (em-bre-og′ra-fe) [Gr. ἔμβρυον embryo + γράφειν to write]. A treatise or description of the embryo.

Embryoid (em′bre-oid) [Gr. ἔμβρυον embryo + εἶδος form]. Resembling the embryo.

Embryoism, Embryonism (em′bre-o-izm, em′bre-o-nizm). The condition of being an embryo.

Embryologist (em-bre-ol′o-jist). An expert in embryology.

Embryology (em-bre-ol′o-je) [Gr. ἔμβρυον embryo + λόγος treatise]. The science which treats of the development of the embryo.

Embryoma (em-bre-o′mah). A tumor containing embryonic elements or those derived from a rudimentary contained twin parasite.

Embryomorphous (em″bre-o-mor′fus) [Gr. ἔμβρυον embryo + μορφή form]. Noting certain abnormal tissue-elements supposed to be relics of a conception.

Embryonal, Embryonary (em′bre-o-nal, em′bre-o-na-re). Pertaining to the embryo.

Embryonate (em′bre-o-nāt). 1. Pertaining to or resembling an embryo. 2. Containing an embryo. 3. Impregnated; fecundated.

Embryonic (em-bre-on′ik). Pertaining to or in the condition of being an embryo.

Embryoniform (em-bre-on′if-orm). Resembling an embryo.

Embryoplastic (em″bre-o-plas′tik) [Gr. ἔμβρυον an embryo + πλάσσειν to shape]. Pertaining to or concerned in the formation of an embryo.

Embryoscope (em′bre-os-kōp) [Gr. ἔμβρυον embryo + σκοπεῖν to see]. An instrument for observing the development of the embryo, as of birds.

Embryotocia (em″bre-o-to′she-ah) [Gr. ἔμβρυον embryo + τόκος birth]. The delivery of the embryo; abortion.

Embryotome (em′bre-o-tōm). A cutting instrument used in embryotomy.

Embryotomy (em-bre-ot′o-me) [Gr. ἔμβρυον embryo + τομή a cutting]. 1. The cutting up of a fetus to facilitate delivery. 2. The dissection of embryos and fetuses.

Embryotoxon (em″bre-o-tox′on) [Gr. ἔμβρυον embryo + τόξον bow]. A congenital opacity of the margin of the cornea: called also *Arcus juvenalis*.

Embryotrophy (em-bre-ot′ro-fe) [Gr. ἔμβρυον embryo + τροφή nourishment]. The nutrition of the embryo.

Embryulcia (em-bre-ul′se-ah) [Gr. ἔμβρυον embryo + ἕλκειν to draw]. The instrumental removal of the fetus from the uterus.

Embryulcus (em-bre-ul′kus) [Gr. ἐμβρυουλκός]. A blunt hook for use in embryulcia.

Emedullate (e-me-dul′āt) [L. *e* out + *medul′la* marrow]. To remove the marrow from.

Emergency (e-mer′jen-se) [L. *emer′gere* to raise up]. An unlooked for or sudden occasion; an accident; an urgent or pressing need.

Emergent (e-mer′jent). Occurring unexpectedly and demanding immediate action.

Emesia, Emesis (em-e′ze-ah, em′e-sis) [Gr. ἐμεῖν to vomit]. Vomiting; an act of vomiting.

Emetatrophia (em″et-at-ro′fe-ah) [Gr. ἔμεσις vomiting + ἀτροφία atrophy]. Atrophy or wasting due to persistent vomiting.

Emetic (e-met′ik) [Gr. ἐμετικός; L. *emet′icus*]. 1. Bringing on or causing the act of vomiting. 2. A medicine that causes vomiting. **Direct e., Mechanic e.**, one that acts directly on the nerves of the stomach. The chief direct emetics are yellow sulphate of mercury, zinc sulphate, alum, copper sulphate, and mustard. **Indirect e., Systemic e.**, one that acts on the vomiting-center through the blood. The chief are ipecac, tartar emetic, lobelia, apomorphin, tobacco, veratrum viride, squill, and sanguinaria.

Emeticology (e-met-ik-ol′o-je) [Gr. ἐμετικός emetic + λόγος account]. The sum of knowledge regarding emetics.

Emetin (em′et-in). A white, powdery alkaloid, $C_{15}H_{22}NO_2$, from ipecac. It is bitter and inodorous, soluble in alcohol and chloroform, and sparingly in water, and is a powerful and dangerous emetic, with properties like those of ipecac, but more violent and dangerous in overdoses. Expectorant dose, $\frac{1}{100}$–$\frac{1}{10}$ gr. (0.00066–0.0066 gm.); emetic dose, $\frac{1}{10}$–$\frac{1}{4}$ gr. (0.0066–0.016 gm.). **E. hydrochlorid**, a salt of emetin, sometimes employed in medicine.

Emetism (em′et-izm). Ipecac-poisoning.

Emetocathartic (em″et-o-kath-ar′tik). 1. Both

emetic and cathartic. 2. A drug that purges and causes vomiting.

E. M. F. Abbreviation of *Electromotive force.*

Emictory (e-mik'to-re) [L. *e* out + *min'gere* to urinate]. 1. Diuretic. 2. A diuretic medicine.

Emigration (em-ig-ra'shun) [L. *e* out + *migra're* to wander]. The escape of leukocytes through the walls of the blood-vessels; diapedesis.

Eminence (em'in-ens) [L. *eminen'tia*, from *e* out + *mine're* to hang on]. A prominence or projection; especially one upon the surface of a bone. **Antithenar e.**, the border of the palm on the side opposite the thumb: called also *Hypothenar e.* **Auditory e.** See *Eminentia acustica.* **Canine e.**, a prominence on the outer side of the upper jaw-bone. **Collateral e.**, a projection in the lateral ventricle of the brain, between the posterior and middle horns. **Doyère's e.**, the papilla where a nerve-filament enters a muscle-fiber. **Facial e.**, an eminence in the angle formed by the striæ and sulcus ventriculi. **Frontal e.**, either one of the two eminences on the frontal bones above the superciliary ridges. **Nasal e.**, the prominence above the root of the nose. **Occipital e.**, a ridge in the paracele of the embryo, corresponding to the occipital fissure in the adult. **Parietal e.**, the prominent rounded part of the parietal bone.

Eminentia (em-in-en'she-ah) [L.]. Same as *Eminence.* **E. acu'stica**, a prominence on the floor of the fourth ventricle of the brain at the lateral triangles. **E. annula'ris**, the pons Varolii. **E. arcua'ta**, an arched prominence on the upper or anterior surface of the petrous bone, above the superior semicircular canal. **E. articula'ris**, a cylindric elevation on the temporal bone, in front of the glenoid fossa. **E. capita'ta**, the head of a bone; especially the capitellum of the humerus. **E. cine'rea.** Same as *Lamina cinerea.* **E. collatera'lis**, the pes accessorius; a white ridge on the inferior cornu of the lateral ventricle of the brain. **E. crucia'ta**, a protuberance formed by the conjunction of the two intersecting ridges of the upper surface of the occipital bone. **E. facia'lis**, a prominence in the angle formed by the striæ and the sulcus ventriculi. **E. Fallo'pii**, a ridge on the inner wall of the tympanum, showing the position of the facial nerve. **E. gra'cilis.** See *Clava.* **E. intercondyloi'dea**, the spinous process of the tibia. **E. jugula'ris**, the jugular spine; end of the jugular process of the occipital bone. **E. latera'lis**, a tubercle on the cricoid cartilage articulating with the inferior horn of the thyroid cartilage. **E. latera'lis Mecke'lii.** Same as *Pes accessorius.* **E. papilla'ris**, the pyramid of the tympanum. **E. pyramida'lis**, the pyramid of the middle ear. **E. sca'phæ**, a prominence on the back of the pinna of the ear, corresponding to the scaphoid fossa in front. **E. styloid'ea**, a prominence on the posterior wall of the tympanum. **E. sym'physis**, the prominent lower border of the middle of the chin. **E. te'res**, an elevation on the floor of the fourth ventricle, on either side of the median longitudinal sulcus: it is produced by the underlying fasciculus teres. Called also *Funiculus teres.*

Emissary (em'is-sa-re) [L. *emissa'rium* drain]. 1. An outlet or efferent duct. 2. Affording an outlet. **E. veins.** See under *Vein.*

Emission (e-mish'un) [L. *emis'sio* a sending out]. A discharge: specifically, an involuntary discharge of semen.

Emmenagogic (em-men-ag-oj'ik). Pertaining to or aiding the process of menstruation.

Emmenagogue (em-men'ag-og) [Gr. ἔμμηνα menses + ἄγειν to lead]. 1. Any agent which stimulates or favors the menstrual discharge. 2. Aiding the function of menstruation. **Direct e.**, one that acts directly upon the reproductive organs, such as apiol, ergot, rue, savine, or tansy. **Indirect e.**, one which acts by relieving some causative condition.

Emmenia (em-me'ne-ah) [Gr.]. The menses.

Emmenic (em-men'ik). Pertaining to the menses.

Emmeniopathy (em-me-ne-op'ath-e) [Gr. ἐμμήνια menses + πάθος disease]. Any disorder of menstruation.

Emmenology (em-men-ol'o-je) [Gr. ἐμμήνια menses + λόγος discourse]. The sum of knowledge regarding menstruation and its disorders.

Emmetrope (em'met-rōp). A person who is emmetropic.

Emmetropia (em-met-ro'pe-ah) [Gr. ἔμμετρος in proper measure + ὄψις vision]. The normal condition of the eye as respects refraction; that condition of the eye in which, with relaxed accommodation, the refraction is accurately adjusted for parallel rays, so that there is perfect vision.

Emmetropic (em-met-rop'ik). Normal as respects accommodation and refraction.

Emodin (em'o-din) [from *Rhe'um em'odi*, a Himalayan rhubarb]. 1. A purgative resin, $C_{15}H_{10}O_5$, from rhubarb and the buckthorn. 2. Any one of a series of principles isomeric with the emodin of rhubarb. **Aloe-e.**, a variety of emodin found in Socotrine, Barbadoes, and Zanzibar aloes, but not in Natal aloes.

Emol (e'mol). An emollient, soapy mineral from Perthshire in Scotland: used in various chronic skin-diseases and for removing thickened epidermis.

Emollient (e-mol'le-ent) [L. *emol'liens* softening, from *e* out + *mol'lis* soft]. 1. Softening or soothing. 2. An agent which softens or soothes the skin, or soothes an irritated internal surface. The principal emollients are gelatin, gum arabic, starch, linseed, slippery elm, Irish moss, Iceland moss, and marshmallow.

Emotiometabolic (e-mo''she-o-met-ab-ol'ik). Inducing some metabolism as a result of emotion.

Emotiomotor (e-mo''she-o-mo'tor). The production of some activity as a result of emotion.

Emotiomuscular (e-mo''she-o-mus'ku-lar). Pertaining to muscular activity which results from emotion.

Emotion (e-mo'shun) [L. *emove're* to disturb]. Mental excitement; agitation of the passions or sensibilities.

Emotional (e-mo'shun-al). Pertaining to the emotions.

Emotiovascular (e-mo''she-o-vas'cu-lar). Producing a vascular change as a result of emotion.

Empasma (em-paz'mah) [Gr. ἐν on + πάσσειν to spread]. A powder for external use.

Emphlysis (em'flis-is) [Gr. ἐν in + φλύσις eruption]. Any exanthematous disease in which the lesions become scabby.

Emphractic (em-frak'tik). 1. Tending to obstruct the spores. 2. An agent which closes the pores of the skin.

Emphraxis (em-frax'is) [Gr. ἔμφραξις]. A stoppage, obstruction, or infarction.

Emphysatherapy (em-fiz-ah-ther'ap-e) [Gr. ἐμφυσᾶν to inflate + θεραπεία treatment]. The injection of gas into an organ for therapeutic purposes.

Emphysema (em-fis-e'mah) [Gr. ἐμφύσημα]. A swelling or inflation due to the presence of air in the interstices of the connective tissues. **Atrophic e.**, a senile emphysema with wasting of the lung substance. **Cutaneous e.**, the presence of gas or air in the connective tissues underlying the skin. **False e.**, gas in the tissues due to

septic poison or gangrene. **Gangrenous e.**, a malignant emphysema of microbic origin. **Interlobular e.**, traumatic emphysema extending along the courses of the interlobular septa of the lungs. **Interstitial e.**, the presence of air or a gas in the interstices of the connective tissue. **Pulmonary e., Vesicular e.**, unnatural distention and rupture of the air-vesicles of the lungs: it is usually due to excessive effort in expiration. Called also *Alveolar ectasia.* **Subcutaneous e.**, distention of spaces in the subcutaneous tissues of the body with air or with any other gas. **Substantial e.** Same as *Pulmonary e.* **Surgical e.**, aërodermectasia; subcutaneous emphysema following traumatism. **Vesicular e.**, dilatation of the air-vesicles.

Emphysematous (em-fis-em'at-us). Of the nature of or affected with emphysema.

Empiric (em-pir'ik) [Gr. ἐμπειρικός experimental]. 1. Based on experience. 2. A practitioner whose skill is based on experience.

Empirical (em-pir'ik-al). Same as *Empiric*, first definition.

Empiricism (em-pir'is-izm) [Gr. ἐμπειρία experience]. 1. Reliance on mere experience; empiric practice. 2. Quackery.

Emplastic (em-plas'tik) [Gr. ἐμπλαστικός daubed]. 1. Adhesive or glutinous. 2. A constipating medicine.

Emplastrum (em-plas'trum) [L.; Gr. ἔμπλαστρον]. A plaster; an adhesive, flat, solid, medicated preparation for external use. See *Plaster.* **E. adhæ'sivum**, adhesive plaster. **E. belladon'næ**, belladonna plaster. **E. cap'sica**, capsicum plaster. **E. hydrargy'ri**, mercurial plaster. **E. o'pii**, opium plaster. **E. plum'bi**, lead plaster. **E. sapo'nis**, soap plaster.

Emprosthotonos (em-pros-thot'o-nos) [Gr. ἔμπροσθεν forward + τείνειν to stretch]. A form of spasm in tetanus which brings the head and feet forward and renders the body tense.

Emptysis (emp'tis-is) [Gr. ἔμπτυσις]. Expectoration, especially of blood; hemoptysis.

Empusa (em-pu'sah). A genus of vegetable parasites. **E. mus'cæ**, a species developing in the bodies of flies, thus destroying them.

Empyema (em-pi-e'mah) [Gr. ἐν within + πύον pus]. Accumulation of pus in a cavity of the body, especially the chest. **E. benig'num**, a variety in which fever is absent and there is a fair condition of general health, but which is usually incurable. **E. of the chest**, suppuration in the pleural cavity, due to pleurisy or traumatism; pyothorax. The disease is attended by dyspnea, fever, loss of strength, and emaciation. **Interlobar e.**, empyema situated between two lobes of the lung. **Loculated e.**, pus in a group of loculi. **E. necessita'tis**, empyema in which the pus can make a spontaneous escape. **Pneumococcal e.**, that which is due to the pneumococcus. **Pulsating e.**, pyothorax in which the heart-movements cause a visible vibration of the chest-walls. **Putrid e.**, a form in which the pus has become more or less decomposed. **Streptococcal e.**, a form due to the streptococcus of erysipelas. **Tuberculous e.**, a rare form due to the bacillus of tuberculosis.

Empyematic, Empyemic (em''pi-e-mat'ik, em-pi-em'ik). Pertaining to or of the nature of empyema.

Empyesis (em-pi-e'sis) [Gr. ἐμπύειν to suppurate]. Any disease characterized by phlegmonous vesicles becoming filled with purulent fluid.

Empyocele (em'pe-o-sēl) [Gr. ἐν in + πύον pus + κήγη tumor]. A collection of pus at the navel.

Empyreuma (em-pi-ru'mah) [Gr. ἐμπυρεύειν to kindle]. The peculiar odor of naimal or vegetable matter when charred in a close vessel.

Empyroform (em-pi'ro-form). A brownish powder, a product of birch tar and formaldehyd: used in eczema and other skin diseases in a 5 per cent. ointment, or in a 1 per cent. solution with chloroform and acetone.

Emulgent (e-mul'jent) [L. *emulge're* to milk or drain out]. 1. Effecting a straining or purifying process. 2. A renal artery or vein. 3. A medicine which stimulates the flow of bile or urine.

Emulsify (e-mul'se-fi). To convert into an emulsion; to be changed into an emulsion.

Emulsin (e-mul'sin). Synaptase; an albuminoid ferment derived from bitter almonds.

Emulsion (e-mul'shun) [L. *emul'sio*, *emul'sum*]. An oily or resinous substance divided and held in suspension through the agency of an adhesive, mucilaginous, or other substance. The official emulsions are those of *almond, asafetida, chloroform, cod-liver oil, cod-liver oil with hypophosphites*, and *oil of turpentine.* **Bütschli's e.**, a preparation of potassium carbonate and rancid olive oil: used in microscopic work.

Emulsive (e-mul'siv). 1. Capable of emulsifying a substance. 2. Susceptible of being emulsified. 3. Affording an oil on pressure.

Emulsol (e-mul'sol). A proprietary agent used in emulsifying cod-liver oil.

Emulsum (e-mul'sum), pl. *emul'sa* [L. for "emulsion"]. An emulsion.

Emunctory (e-munk'to-re) [L. *emun'gere* to cleanse]. 1. Excretory or depurant. 2. Any excretory organ or duct.

Emundation (e-mun-da'shun) [L. *emunda'tio* a cleansing]. The rectification and garbling of drugs.

Emydin (em'id-in). A proteid found in the eggs of the tortoise.

Enamel (en-am'el). The white, compact, and very hard substance that covers and protects the dentin of the crown of the teeth. **E.-cap**, the enamel-organ during that stage of its development in which it covers the top of the dental papilla like a cap. **E.-cell.** See *Ameloblast.* **E.-column**, the enamel-rod or -prism; any one of the set of long prismatic bodies which make up the substance of the enamel. **E.-cuticle.** See *Cuticula dentis.* **E.-fiber.** See *E.-column.* **E.-germ**, the epithelial rudiment of the enamel-organ. **E.-jelly**, the soft material whence the dental enamel is developed. **E.-membrane**, the cuticula dentis. **E.-organ**, an embryonic organ connected with the dental groove whence the enamel-cap is first developed, and afterward the enamel itself. **E.-prism.** Same as *E.-column.* **E.-pulp.** Same as *E.-jelly.* **E.-rod.** See *E.-column.* **E.-sac**, the enamel-organ during the stage in which its outer layer forms a sac enclosing the whole dental germ.

Enanthem (en-an'them). Same as *Enanthema.*

Enanthema (en-an'them-ah), pl. *enanthem'ata* [Gr. ἐν in + ἄνθημα a blossoming]. An eruption upon a mucous surface.

Enanthematous (en-an-them'at-us). Pertaining to or of the nature of an enanthema.

Enanthesis (en-an-the'sis) [Gr. ἐν in + ἀνθεῖν to bloom]. Any skin-eruption due to an internal disease.

Enanthin, Œnanthin (e-nan'thin). A poisonous and emetic resin from *Œnan'the fistulo'sa.*

Enanthotoxin, Œnanthotoxin (e-nan-tho-tox'in). A poisonous resin, $C_{17}H_{22}O_5$, from *Œnan'the crocata.*

Enanthrope (en-an'thrōp) [Gr. ἐν in + ἄνθρωπος man]. Any source of disease that does not originate outside the body.

Enantiobiosis (en-an″te-o-bi-o′sis) [Gr. ἐναντίος opposite + βίος life]. The condition in which organisms living together antagonize each other's development. Cf. *Symbiosis.*

Enantiopathia, Enantiopathy (en-an″te-o-path′-i-ah, en-an-te-op′ath-e) [Gr. ἐναντίος opposite + πάθος suffering]. 1. Any disease or morbid process antagonistic to or curative of another. 2. The curing of one disease by inducing another of an opposite kind.

Enarkyochrome (en-ar′ke-o-krōm) [Gr. ἓν one + ἄρκυς network + χρῶμα color]. An arkyochrome nerve-cell containing a single network of chromatin-substance.

Enarthritis (en-ar-thri′tis) [Gr. ἐν in + ἄρθρον joint]. Inflammation of an enarthrodial joint.

Enarthrodial (en-ar-thro′de-al). Of or pertaining to an enarthrosis.

Enarthrosis (en-ar-thro′sis) [Gr. ἐν in + ἄρθρον joint]. A ball-and-socket joint; a joint in which the globular head of one bone is received into a socket in another, such as in the hip-joint.

En bissac (aw-bis-sahk′) [Fr.]. A method of reducing strangulated hernia by forcing a congenital hernia into a pouch or diverticulum.

Encanthis (en-kan′this) [Gr. ἐν in + κάνθος the angle of the eye]. A small red excrescence on the semilunar fold of the conjunctiva and outer lacrimal caruncula.

Encapsulation (en-kap-su-la′shun). 1. Any act of enclosing in a capsule. 2. A physiologic process of enclosure in a sheath made up of a substance not normal to the part.

Encapsuled (en-kap′sūld). Enclosed, as in a capsule.

Encarditis (en-kar-di′tis). Same as *Endocarditis.*

Enceinte (aw-sont′). Pregnant; with child.

Encelitis, Enceliitis (en-se-li′tis, en-se-le-i′tis) [Gr. ἐν in + κοιλία belly]. Inflammation of any intra-abdominal organ.

Encephalalgia (en-sef-al-al′je-ah) [Gr. ἐγκέφαλος brain + ἄλγος pain]. Pain within the head.

Encephalasthenia (en-sef″al-as-the′ne-ah) [Gr. ἐγκέφαλος brain + ἀσθήνεια weakness]. Lack of brain-power.

Encephalauxe (en″sef-al-awx′e) [Gr. ἐγκέφαλος brain + αὔξη increase]. Hypertrophy of the brain.

Encephalemia, Encephalæmia (en-sef-al-e′me-ah) [Gr. ἐγκέφαλος brain + αἷμα blood]. Congestion of the brain.

Encephalic (en-sef-al′ik). Pertaining to the encephalon, or to the cavity within the skull.

Encephalin (en-sef′al-in). A nitrogenous principle said to be obtainable from brain-tissue.

Encephalitic (en″sef-al-it′ik). Pertaining to or affected with encephalitis.

Encephalitis (en″sef-al-i′tis) [Gr. ἐγκέφαλος brain]. Inflammation of the brain.

Encephalocele (en-sef′al-o-sēl) [Gr. ἐγκέφαλος brain + κήλη hernia]. Hernia of the brain, manifested by protrusion through a congenital or traumatic opening of the skull.

Encephalocœle (en-sef″al-o-se′le) [Gr. ἐγκέφαλος brain + κοῖλος hollow]. 1. The entire cavity of the cranium. 2. The ventricles and other spaces of the brain.

Encephalocystocele (en-sef″al-o-sis′to-sēl) [Gr. ἐγκέφαλος brain + κύστις bladder + κήλη hernia]. Hernia of the brain, the protrusion being distended by a collection of fluid communicating with the ventricle. Called also *Hydrencephalocele.*

Encephalodialysis (en-sef″al-o-di-al′is-is) [Gr. ἐγκέφαλος brain + διάλυσις loosening]. Softening of the brain.

Encephaloid (en-sef′al-oid) [Gr. ἐγκέφαλος brain + εἶδος form]. 1. Resembling the brain or brain-substance. 2. Encephaloma.

Encephalolith (en-sef′al-o-lith) [Gr. ἐγκέφαλος brain + λίθος stone]. A brain-calculus.

Encephalology (en-sef-al-ol′o-je) [Gr. ἐγκέφαλος brain + λόγος discourse]. The sum of knowledge regarding the brain, its functions, and its diseases.

Encephaloma (en-sef-al-o′mah). 1. Hernia of the brain. 2. Encephaloid cancer; a malignant growth of brain-like texture: see *Carcinoma.*

Encephalomalacia (en-sef″al-o-mal-a′she-ah) [Gr. ἐγκέφαλος brain + μαλακία softening]. Morbid softness, or softening, of the brain.

Encephalomeningitis (en-sef″al-o-men-in-ji′tis) [*Encephalitis* + *Meningitis*]. Inflammation of the brain and its membranes.

Encephalomeningocele (en-sef″al-o-men-in′go-sēl) [Gr. ἐγκέφαλος brain + μῆνιγξ membrane + κήλη hernia]. Protrusion of the cerebral membranes and brain-substance through the skull.

Encephalomere (en-sef′al-o-mēr) [Gr. ἐγκέφαλος brain + μέρος part]. Any one of the succession of segments which make up the primary or embryonic brain.

Encephalometer (en-sef-al-om′et-er) [Gr. ἐγκέφαλος brain + μέτρον measure]. An instrument for measuring the skull, and used in locating certain of the regions of the brain.

Encephalomyelitis (en-sef″al-o-mi-el-i′tis). A combination of encephalitis and myelitis.

Encephalomyelopathy (en-sef″al-o-mi-el-op′ath-e) [Gr. ἐγκέφαλος brain + μυελός marrow + πάθος disease]. Any disease or diseased condition of the brain and spinal cord.

Encephalon (en-sef′al-on) [Gr. ἐγκέφαλος brain]. That portion of the central nervous system which is contained within the cranium.

Encephalonarcosis (en-sef″al-o-nar-ko′sis) [Gr. ἐγκέφαλος brain + νάρκη stupor]. Stupor due to brain-disease.

Encephalopathy (en-sef-al-op′ath-e) [Gr. ἐγκέφαλος brain + πάθος illness]. Any disease of the brain. **Lead-e.,** any brain-disorder caused by lead-poisoning.

Encephalophyma (en-sef″al-o-fi′mah) [Gr. ἐγκέφαλος brain + φῦμα growth]. Any tumor of the brain.

Encephalopyosis (en-sef″al-o-pi-o′sis) [Gr. ἐγκέφαλος brain + πύωσις suppuration]. Suppuration or abscess of the brain.

Encephalorachidian (en-sef″al-o-ra-kid′e-an) [Gr. ἐγκέφαλος brain + ῥάχις spine]. Same as *Cerebrospinal.*

Encephalorrhagia (en-sef″al-or-ra′je-ah) [Gr. ἐγκέφαλος brain + ῥηγνύναι to burst out]. Hemorrhage within the brain or from the brain.

Encephaloscope (en-sef′al-o-skōp). A speculum for examining cavities (such as abscess-cavities) in the brain.

Encephaloscopy (en-sef-al-os′ko-pe) [Gr. ἐγκέφαλος brain + σκοπεῖν to view]. Inspection or examination of the brain.

Encephalosepsis (en-sef″al-o-sep′sis) [Gr. ἐγκέφαλος brain + σῆψις decay]. Gangrene of brain-tissue.

Encephalospinal (en-sef″al-o-spi′nal). Pertaining to the brain and spinal column.

Encephalothlipsis (en-sef″al-o-thlip′sis) [Gr. ἐγκέφαλος brain + θλῖψις pressure]. Brain-compression.

Encephalotome (en-sef′al-o-tōm). An instrument for performing encephalotomy.

Encephalotomy (en-sef-al-ot′o-me) [Gr. ἐγκέφαλος brain + τομή a cutting]. 1. The operation of destroying the brain of a fetus in order to facilitate delivery. 2. The dissection or anatomy of the brain.

Enchondroma (en-kon-dro′mah) [Gr. ἐν in + χόνδρος cartilage]. A tumor made up of cartilaginous tissue.

Enchondromatous (en-kon-dro′mat-us). Of the nature of or pertaining to enchondroma.

Enchondrosarcoma (en-kon″dro-sar-ko′mah). A sarcoma containing cartilaginous tissue.

Enchylema (en-ki-le′mah) [Gr. ἐν in + χυλός juice]. The nuclear juice; a hyaline or granular material which makes up the interfibrillar part of a cell-nucleus.

Enchyma (en′ki-mah) [Gr. ἐν in + χεῖν to pour]. The substance elaborated from absorbed nutritive materials; the formative juice of the tissues.

Enclave (en′klāv, Fr. aw-klahv′) [Fr.]. A substance detached from its normal connection and enclosed within another organ or tissue.

Enclavement (en-klāv′ment). 1. Impaction, as of a fetus in the pelvic strait. 2. Retention due to constriction.

Enclitic (en-klit′ik) [Gr. ἐγκλίνειν to incline]. Having the planes of the fetal head inclined to those of the maternal pelvis; not synclitic.

Encolpism (en-kol′pizm) [Gr. ἐν in + κόλπος vagina]. Medication by vaginal suppositories and injections.

Encolpitis (en-kol-pi′tis) [Gr. ἐν in + κόλπος vagina]. See *Endocolpitis.*

Encranial (en-kra′ne-al). Situated within the cranium.

Encysted (en-sis′ted) [Gr. ἐν in + κύστις cyst]. Enclosed in a sac, bladder, or cyst.

Encystment (en-sist′ment). The process or condition of being or becoming encysted.

Endadelphos (end-ad-el′fos) [Gr. ἔνδον within + ἀδελφός brother]. A monster in which a parasitic twin is enclosed within the body of the autosite, or within a tumor upon the larger twin.

Endangeitis, Endangitis (en-dan-je-i′tis, en-dan-ji′tis). Inflammation of the endangium; intimitis.

Endangium (en-dan′je-um) [Gr. ἔνδον within + ἀγγεῖον vessel]. The intima or innermost coat of a blood-vessel.

Endaortitis (end″a-or-ti′tis). Endangitis of the aorta.

Endarterial (en-dar-te′re-al). Within an artery.

Endarteritis (end″ar-ter-i′tis) [Gr. ἔνδον within + ἀρτηρία artery]. Inflammation of the intima of an artery. **E. defor′mans,** chronic endarteritis characterized by fatty degeneration of the arterial tissues, with the formation of deposits of lime-salts. **E. oblit′erans,** endarteritis followed by collapse and closure of the smaller branches.

Endarterium (end-ar-te′re-um) [Gr. ἔνδον within + ἀρτηρία artery]. The intima or innermost coat of an artery.

End-artery (end′ar-ter-e). An artery which does not anastomose with other arteries either of itself or by its branches.

Endaxoneuron (end-aks-o-nu′ron) [Gr. ἔνδον within + *Axoneuron*]. A neuron the process of which remains within the spinal cord.

End-body (en′bod-e). See under *Body.*

End-brain (end′brān). The telencephalon; that part of the anterior cerebral vesicle whence are developed the pars optica, hypothalami, striatum, rhinencephalon, and pallium.

End-brush (end′brush). The brush-like or tufted arrangement sometimes forming the termination of the process of a nerve-cell.

End-bud, End-bulb (end′bud, end′bulb). An ovoid or spheroidal body found in certain parts of the mucous membrane, at the ends of a branch of a sensitive nerve.

End-flake (end′flāk). Same as *End-plate.*

End-lobe (end′lōb). The occipital lobe.

End-organ (end′or-gan). Any end-bud, end-plate, or other similar terminal nerve-expansion. **E. of Ruffini,** any of the peculiar nerve end-organs occurring in the corium, side by side with Paccinian corpuscles. They consist of a connective-tissue framework supporting a rich arborization of telodendria.

End-plate (end′plāt). A flattened terminal discoid expansion at the ending of a motor nerve-fiber in the tissue of a muscle.

Endchondral (end-kon′dral). Same as *Endochondrous.*

Endemia (en-de′me-ah). Any endemic disease.

Endemial (en-de′me-al). Endemic.

Endemic (en-dem′ik) [Gr. ἐν in + δῆμος people, district]. 1. Pertaining to or prevalent in a particular district or region. 2. An endemic disease; a disease which is local, or which is neither epidemic nor sporadic.

Endemo-epidemic (en″dem-o-ep-id-em′ik). Endemic, but occasionally becoming epidemic.

Endepidermis (end″ep-id-er′mis). The epithelium or internal epidermis.

Endermic, Endermatic (en-der′mik, en-der-mat′-ik) [Gr. ἐν in + δέρμα skin]. Acting by absorption through the skin.

Endermism (en′der-mizm). The endermic administration of medicines.

Endermol (en-der′mol). 1. A proprietary ointment base, a compound of stear-amid with hydrocarbons of the paraffin series. 2. Nicotin salicylate; a crystalline substance free from water and containing 75 per cent. of nicotin.

Endermosis (en-der-mo′sis) [Gr. ἐν in + δέρμα skin]. 1. The endermic administration of medicines. 2. Any herpetic affection of the mucous membranes.

Enderon (en′der-on) [Gr. ἐν in + δέρος skin]. The deeper part of the skin or mucous membrane, as distinguished from the epithelium or epidermis.

Enderonic (en-der-on′ik). Pertaining to the enderon or derived from it.

Endo- (en′do) [Gr. ἔνδον within]. A prefix denoting an inward situation.

Endo-abdominal (en″do-ab-dom′in-al). Pertaining to the interior of the abdomen.

Endo-aneurysmorrhaphy (en″do-an-u-riz-mor′-raf-e) [Gr. ἔνδον within + ἀνεύρυσμα aneurysm + ῥαφή suture]. Matas' operation for aneurysm by opening the aneurysmal sac and closing the internal orifices by suture.

Endo-aortitis (en″do-a-or-ti′tis). See *Endaortitis.*

Endo-appendicitis (en″do-ap-pen-dis-i′tis). Inflammation of the mucous membrane which lines the appendix vermiformis; catarrhal appendicitis.

Endo-arteritis (en″do-ar-ter-i′tis). Same as *Endarteritis.*

Endo-auscultation (en″do-aws-kul-ta′shun). Auscultation of the stomach and thoracic organs by means of a tube passed into the stomach.

Endobacillary (en-do-bas′il-a-re). Contained within a bacillus, as E. albuminoid.

Endoblast (en′do-blast) [Gr. ἔνδον within + βλαστός germ]. The endoderm or hypoblast; the more internal of the primary blastodermic layers.

Endoblastic (en-do-blast′ik). Pertaining to the endoblast; hypoblastic.

Endobronchitis (en″do-brong-ki′tis). Inflammation of the epithelial lining of the bronchi or of the bronchia.

Endocardiac, Endocardial (en-do-kar′de-ak, en-do-kar′de-al) [Gr. ἔνδον within + καρδία heart]. 1. Situated or occurring within the heart. 2. Pertaining to the endocardium.

Endocarditic (en″do-kar-dit′ik). Pertaining to endocarditis.

Endocarditis (en″do-kar-di′tis). Inflammation of the endocardium; a disease generally associated with acute rheumatism, sometimes with other acute febrile diseases, and marked by dyspnea, rapid heart-action, and peculiar systolic murmurs. **Chronic e.,** a form associated with disease of the heart-valves. **Polypous e.,** ulcerative endocarditis with the formation of polypoid masses of fibrin. **Pustulous e.,** ulcerative endocarditis in which minute abscesses occur in the substance of the valves. **Ulcerative e.** is a rapidly fatal form which may follow septic poisoning. It is attended with symptoms of pyemia, and results in ulceration and erosion of the valves. Called also *Infective, Malignant,* and *Septic e.*

Endocardium (en-do-kar′de-um) [Gr. ἔνδον within + καρδία heart]. The epithelial lining membrane of the heart.

Endocervical (en-do-ser′vik-al). Pertaining to the interior of the cervix uteri.

Endocervicitis (en″do-ser-vis-i′tis) [Gr. ἔνδον within + L. *cer′vix* neck]. Inflammation of the lining membrane of the neck of the uterus.

Endochondral (en-do-kon′dral). Developed within cartilage, as an *E. bone.*

Endochorion (en-do-ko′re-on) [Gr. ἔνδον within + χόριον chorion]. The inner chorionic layer.

Endocolitis (en″do-ko-li′tis). Inflammation of the mucous membrane of the colon.

Endocolpitis (en″do-kol-pi′tis) [Gr. ἔνδον within + κόλπος vagina]. Inflammation of the mucous membrane of the vagina.

Endocompliment (en-do-kom′ple-ment). A complement contained in the erythrocytes as distinguished from that contained in the serum.

Endocranitis (en″do-kra-ni′tis). Inflammation of the endocranium; external pachymeningitis.

Endocranium (en-do-kra′ne-um) [Gr. ἔνδον within + κρανίον skull]. The dura mater of the brain.

Endocystitis (en″do-sis-ti′tis). Inflammation of the lining membrane of the bladder.

Endoderm (en′do-derm) [Gr. ἔνδον within + δέρμα skin]. The hypoblast, or inner layer of the blastoderm, or of the two-layered embryo.

Endodiascopy (en-do-di-as′ko-pe) [Gr. ἔνδον within + διά through + σκοπεῖν to view]. Skiascopic examination of a body cavity.

Endodontitis (en″do-don-ti′tis) [Gr. ἔνδον within + ὀδούς tooth]. Inflammation of the dentinal pulp.

Endo-enteritis (en″do-en-ter-i′tis). Inflammation of the mucous membrane of the intestine.

Endo-esophagitis (en″do-e-sof-aj-i′tis). Inflammation of the lining membrane of the esophagus.

Endo-exoteric (en″do-ex-o-ter′ik) [Gr. ἔνδον within + ἐξωτερικός pertaining to the outside]. Resulting from certain causes internal to the body, and from others of external origin.

Endofaradism (en-do-far′ad-izm). Internal faradism, as of the stomach.

Endogalvanism (en-do-gal′van-izm). Internal galvanism, as of the stomach.

Endogastric (en-do-gas′trik). Pertaining to the interior of the stomach.

Endogastritis (en″do-gas-tri′tis). Inflammation of the mucous membrane of the stomach.

Endogenous (en-doj′en-us) [Gr. ἔνδον within + γενᾶν to produce]. Originating within the organism.

Endoglobular (en-do-glob′u-lar). Situated or occurring within the blood-corpuscles.

Endolaryngeal (en″do-lar-in′je-al) [Gr. ἔνδον within + λάρυγξ larynx]. Situated on or occurring within the larynx.

Endolymph (en′do-limf) [Gr. ἔνδον within + *Lymph*]. The liquor Scarpæ, a fluid contained in the membranous labyrinth of the ear.

Endolymphatic, Endolymphic (en″do-lim-fat′ik, en-do-lim′fik). Pertaining to the endolymph.

Endolysin (en-dol′is-in) [Gr. ἔνδον within + *Lysin*]. A bactericidal substance existing in leukocytes, which acts directly on bacteria.

Endomastoiditis (en″do-mas-toid-i′tis). Inflammation within the mastoid cavity and cells.

Endometrectomy (en″do-me-trek′to-me) [Gr. ἔνδον within + μήτρα womb + ἐκτομή excision]. Extirpation of the uterine mucosa.

Endometritis (en″do-me-tri′tis) [Gr. ἔνδον within + μήτρα uterus + -ιτις inflammation]. Inflammation of the endometrium, or lining membrane of the uterus. Endometritis is of various kinds: it may be *Catarrhal, Croupous, Diphtheritic, Fungous, Gangrenous, Hemorrhagic,* or *Septic.* It is *Cervical* or *Corporeal,* according as it affects the cervix or body of the uterus. **Bacteriotoxic e.,** endometritis caused by the toxins of bacteria, as distinguished from that caused by the presence of the organisms themselves. **Decidual e.,** inflammation of the decidual membranes of pregnancy. **E. dis′secans,** endometritis with a tendency to the formation of large, deep ulcers.

Endometrium (en-do-me′tre-um). The mucous membrane that lines the cavity of the uterus.

Endomysium (en-do-mis′e-um) [Gr. ἔνδον within + μῦς muscle]. The areolar tissue which separates the fibers of any muscular fasciculus.

Endoneuritis (en″do-nu-ri′tis). Inflammation of the endoneurium.

Endoneurium (en-do-nu′re-um) [Gr. ἔνδον within + νεῦρον nerve]. The delicate connective tissue between the fibers of any funiculus of a nerve.

Endoparasite (en-do-par′as-īt) [Gr. ἔνδον within + παράσιτος parasite]. A parasite which lives within the body of its host.

Endoperiarteritis (en″do-per″e-ar-ter-i′tis). Endarteritis combined with periarteritis.

Endopericarditis (en″do-per-ik-ar-di′tis). Endocarditis combined with pericarditis.

Endoperimyocarditis (en″do-per-e-mi″o-kar-di′tis). Inflammation of the endocardium, pericardium, and myocardium.

Endoperineuritis (en″do-per-e-nu-ri′tis). Inflammation of the endoneurium and perineurium.

Endoperitonitis (en″do-per-it-o-ni′tis). Inflammation of the serous lining of the peritoneal cavity.

Endophlebitis (en″do-fle-bi′tis) [Gr. ἔνδον within + φλέψ vein]. Inflammation of the intima of a vein.

Endophylaxination (en″do-fi-lak-sin-a′shun). Resistance to intoxication developed entirely within the body of the animal possessing it.

Endoplasm (en′do-plazm) [Gr. ἔνδον within + πλάσμα something formed]. The central portion of the protoplasm of a cell.

Endoplast (en′do-plast) [Gr. ἔνδον within + πλάσσειν to form]. The nucleus of a cell.

Endorhinitis (en″do-rin-i′tis) [Gr. ἔνδον within + ῥίς nose]. Inflammation of the lining membrane of the nasal passages.

Endosalpingitis (en″do-sal-pin-ji′tis) [Gr. ἔνδον within + σάλπιγξ tube]. Inflammation of the lining membrane of the oviduct.

Endosarc (en′do-sark). See *Entosarc.*

Endoscope (en′do-skōp) [Gr. ἔνδον within + σκοπεῖν to examine]. An instrument for the examination of the interior of a hollow viscus, such as the bladder.

Endoscopy (en-dos′ko-pe). Inspection of any cavity of the body by means of the endoscope.

Endosepsis (en-do-sep′sis). Septicemia originating within the organism.

Endoskeleton (en-do-skel′et-on) [Gr. ἔνδον within + σκελετόν skeleton]. The bony and cartilaginous structures of the body, exclusive of that part of the skeleton only which is of dermal origin.

Endosmometer (en-dos-mom′et-er) [*Endosmosis* + Gr. μέτρον measure]. An instrument for determining the rate and extent of endosmosis.

Endosmose, Endosmosis (en′dos-mōs, en-dos-mo′sis) [Gr. ἔνδον within + ὠσμός impulsion]. A movement in liquids separated by a membranous or porous septum, by which one fluid passes through the septum into the cavity which contains another fluid of a different density.

Endosmotic (en-dos-mot′ik). Of the nature of endosmosis.

Endospore (en′do-spōr) [Gr. ἔνδον within + σπόρος seed]. See under *Spore.*

Endosporium (en-do-spōr′e-um). The inner layer of the envelope of a spore.

Endosteitis, Endostitis (en″dos-te-i′tis, en-dos-ti′tis). Inflammation of the endosteum.

Endostethoscope (en-do-steth′o-skōp). A stethoscope passed into the esophagus for auscultating the heart.

Endosteum (en-dos′te-um) [Gr. ἔνδον within + ὀστέον bone]. The tissue surrounding the medullary cavity of a bone.

Endostoma (en-dos-to′mah) [Gr. ἔνδον within + ὀστέον bone]. A bony tumor within a bone.

Endothelial (en-do-the′le-al). Pertaining to or made up of endothelium.

Endotheliocytosis (en-do-the-le-o-si-to′sis). An abnormal increase in the number of endothelial cells.

Endothelio-inoma (en″do-the-le-o-i-no′mah). A fibrous tumor on the endothelium.

Endotheliolysin (en″do-the-le-ol′is-in). An antibody capable of causing disintegration of endothelial tissue.

Endotheliolytic (en″do-the-le-o-lit′ik). Capable of destroying endothelial tissue.

Endothelioma (en″do-the-le-o′mah) [Gr. ἔνδον within + θηλή nipple]. A tumor or malignant growth composed of endothelial tissue or growing from endothelial tissue.

Endotheliomyoma (en-do-the″le-o-mi-o′mah). A myomatous tumor arising from endothelium.

Endotheliomyxoma (en-do-the″le-o-miks-o′mah). A myxomatous tumor arising from endothelium.

Endotheliotoxin (en″do-the-le-o-toks′in). A specific toxin which acts on the endothelium of capillaries and small veins, producing hemorrhage. Cf. *Hemorrhagin.*

Endothelium (en-do-the′le-um) [Gr. ἔνδον within + θηλή nipple]. The membrane that lines the serous cavities, lymphatic cavities, joint-cavities, and other closed cavities of the body. It consists of a layer of thin, flat, connective-tissue cells. **Debove's e.,** the membrana propria upon which the epithelium of the small intestine rests.

Endothermic (en-do-ther′mik) [Gr. ἔνδον within + θέρμη heat]. Pertaining to internal heat production of which there is no external evidence.

Endotoscope (en-do′to-skōp) [Gr. ἔνδον within + οὖς ear + σκοπεῖν to view]. An endoscope for the ear.

Endotoxin (en-do-toks′in). A supposed toxin that is retained within the body of the bacterium, as distinguished from the extracellular or true toxin.

Endotracheitis (en″do-tra-ke-i′tis). Inflammation of the mucosa of the trachea.

Endotrachelitis (en″do-trak-el-i′tis). [Gr. ἔνδον within + τράχηλος neck]. Inflammation of the lining membrane of the cervix uteri.

Endotrypsin (en-do-trip′sin) [Gr. ἔνδον within + τρίψις friction]. A digestive ferment derived from yeast and resembling trypsin in its action.

Endovasculitis (en″do-vas-ku-li′tis) [Gr. ἔνδον within + L. *vas′culum* vessel]. Inflammation of the intima of a blood-vessel.

Endyma (en′dim-ah). Same as *Ependyma.*

Enelectrolysis (en-e-lek-trol′is-is). Removal of superfluous hair by pulling out the hair, and passing a current through the electric needle into the hole left.

Enema (en′em-ah), pl. *enem′ata* [Gr. ἔνεμα]. A clyster or injection; a liquid thrown or to be thrown into the rectum.

Enepidermic (en-ep-e-der′mik). Used upon or applied to the skin.

Energid (en′er-jid). The nucleus and its active cytoplasm, regarded as the essential living part of the cell.

Energin (en′er-jin). A nutrient preparation from the proteid of rice.

Energy (en′er-je) [Gr. ἐνεργεία]. Ability to operate or work; power to produce motion, to overcome resistance, and to effect physical changes. **Conservation of e.,** the principle that in the conversion of one kind of energy into another no energy is ever lost or created. **Kinetic e.,** energy in action or engaged in producing work or motion. **Potential e., E. of position,** energy at rest or not manifested in actual work.

Enervation (en-er-va′shun) [L. *enerva′tio*]. Lack of nervous energy; languor.

Enesol (en-e′sol). Mercury salicylarsenate; a compound said to combine the actions of mercury and arsenic.

Engastrius (en-gas′tre-us) [Gr. ἐν in + γαστήρ belly]. A double monstrosity in which one fetus is contained within the abdomen of the other.

Engine, Dental (en′jin). A machine operated by foot-power or by electricity for giving a swift rotatory motion to drills, burrs, burnishers, etc.: much employed by dentists. **Surgical e.,** a similar machine to the above, used in operative surgery.

Engorged (en-gorjd′). Distended or swollen with fluids.

Engorgement (en-gorj′ment). Hyperemia; local congestion; excessive fulness of any organ or passage.

Enhematospore (en-hem′at-o-spōr) [Gr. ἐν in + αἷμα blood + σπόρος spore]. A spore of the malarial parasite formed in the blood by the breaking up of the amebula and the red corpuscle containing it.

Enkatarrhaphy (en-kat-ar′raf-e) [Gr. ἐγκαταῤῥάπτειν to sew in]. The operation of burying a structure by suturing together the sides of the tissues alongside of it.

Enomania, Œnomania (e-no-ma′ne-ah) [Gr. οἶνος wine + μανία madness]. 1. A periodic or maniacal craving for strong drink. 2. Delirium tremens.

Enophthalmin (en-of-thal′min). Oxytoluylmethylvinyldiacetonalkamin hydrochlorate, a mydriatic substance used like eucain in 2–5 per cent. solution.

Enophthalmus (en-of-thal′mus) [Gr. ἐν in + ὀφθαλμός eye]. Abnormal retraction of the eye into the orbit.

Enosimania (en″os-im-a′ne-ah) [Gr. ἔνοσις a quaking + μανία madness]. Insanity characterized by extreme terror.

Enostosis (en-os-to′sis) [Gr. ἐν in + ὀστέον bone]. A morbid bony growth developed within the cavity of a bone, or within the cranium.

Ensiform (en′sif-orm) [L. *en′sis* sword + *for′ma* form]. Shaped like a sword.

Ensisternum (en-sis-ter′num) [L. *en′sis* sword + *Sternum*]. The ensiform appendix; the lowest piece of the sternum.

Ens morbi (enz mor′bi) [L.]. The nature or essential principle of a disease considered apart from its causation; the pathology of a disease as distinguished from its etiology.

Ensomphalus (en-som′fal-us) [Gr. ἐν in + σῶμα a body + ὀμφαλός navel]. A double monstrosity having blended bodies, two separate navels, and two umbilical cords.

Enstrophe (en′stro-fe) [Gr. ἐν in + στρέφειν to turn]. Inversion, especially of the margin of the eyelids.

Entad (en′tad). Toward the center; inwardly.

Ental (en′tal) [Gr. ἐντός within]. Inner; central.

Entameba, Entamœba (ent-am-e′bah). A genus of amebæ, including the species that are internal parasites of the human body. See *Ameba*. **A. un′dulans**, an oval body with an undulating membrane found in the human intestine.

Entasia, Entasis (en-ta′zhe-ah, en′tas-is) [Gr. ἔντασις]. A constrictive spasm; spasmodic muscular action.

Enteque (en-ta′ka). A disease of animals in South America, characterized by the formation of horny structures in the lungs.

Enteraden (en-ter′ad-en) [Gr. ἔντερον bowel + ἀδήν gland]. Any intestinal gland.

Enteralgia (en-ter-al′je-ah) [Gr. ἔντερον intestine + ἄλγος pain]. Pain or neuralgia of the intestine.

Enterangiemphraxis (en-ter-an-je-em-fraks′is) [Gr. ἔντερον intestine + ἀγγεῖον vessel + ἔμφραξις stoppage]. Obstruction of the intestinal blood-vessels.

Enterauxe (en-ter-awks′e) [Gr. ἔντερον intestine + αὐξή increase]. Hypertrophy of the intestinal wall.

Enterectomy (en-ter-ek′to-me) [Gr. ἔντερον intestine + ἐκτομή a cutting out]. The excision of a part of the intestine.

Enterepiplocele (en″ter-e-pip′lo-sēl) [Gr. ἔντερον intestine + ἐπίπλοον caul + κήλη hernia]. Hernial protrusion of both the bowel and omentum.

Enteric (en-ter′ik) [Gr. ἐντερικός]. Pertaining to the intestines.

Enterin (en′ter-in). Hexamethylendiamin proteid, used as an intestinal antiseptic and astringent. Dose, 15 gr. (1 gm.).

Enteritis (en-ter-i′tis) [Gr. ἔντερον intestine]. Inflammation of the intestine: chiefly of the small intestine. **E. membrana′cea**, membranous enteritis. **Mucous e., Mucomembranous e.**, e. marked by painful diarrhea, with the presence of tubular casts of albuminous matter in the evacuations. **Protozoan e.**, e. in which the intestine is infested with protozoan organisms of various species. **Streptococcus e.**, primary phlegmonous enteritis, due to *Streptococcus pyogenes*.

Entero- (en′ter-o) [Gr. ἔντερον intestine]. A prefix denoting some relation to the intestine.

Entero-anastomosis (en″ter-o-an-as-to-mo′sis). The joining of two portions of the small intestine so as to form a single continuous tube.

Entero-apokleisis (en″ter-o-ap-o-kli′sis) [Gr. ἔντερον bowel + ἀπόκλεισις a shutting out]. The surgical exclusion of a part of the intestine.

Enterobrosia, Enterobrosis (en″ter-o-bro′she-ah, en″ter-o-bro′sis) [Gr. ἔντερον bowel + βρῶσις eating]. Intestinal perforation.

Enterocele (en′ter-o-sēl) [Gr. ἔντερον bowel + κήλη hernia]. Any hernia of the intestine.

Enterocentesis (en″ter-o-sen-te′sis) [Gr. ἔντερον bowel + κέντησις puncture]. Surgical puncture of the intestine.

Enterochirurgia (en″ter-o-ki-rur′je-ah) [Gr. ἔντερον intestine + χειρουργία surgery]. Surgery of the intestine.

Enterocholecystostomy (en″ter-o-ko″le-sis-tos′to-me) [Gr. ἔντερον bowel + χολή bile + κύστις bladder + στόμα mouth]. The surgical creation of an opening from the gall-bladder to the small intestine.

Enterocholecystotomy (en″ter-o-ko″le-sis-tot′o-me) [*Enterotomy* + *Cholecystotomy*]. Incision of the gall-bladder and the intestine.

Enteroclysis (en-ter-ok′lis-is) [Gr. ἔντερον bowel + κλύσις congestion]. The injection of a nutrient or medicinal liquid into the bowel.

Enteroclysm (en′ter-o-klizm) [Gr. ἔντερον bowel + κλυσμός injection]. Material used in enteroclysis.

Enterococcus (en″ter-o-kok′us) [Gr. ἔντερον intestine + coccus]. A streptococcus found in cases of dysentery.

Enterocœle (en″ter-o-se′le) [Gr. ἔντερον bowel + κοιλία hollow]. The abdominal cavity or body-cavity.

Enterocolitis (en″ter-o-ko-li′tis) [*Enteritis* + *Colitis*]. Inflammation of the small intestine and the colon.

Enterocolostomy (en″ter-o-ko-los′to-me) [Gr. ἔντερον intestine + κόλον + στόμα mouth]. The operative formation of a communication between the small intestine and the colon.

Enterocyst (en′ter-o-sist) [Gr. ἔντερον bowel + κύστις cyst]. A benignant cyst proceeding from the subperitoneal tissue.

Enterocystocele (en″ter-o-sis′to-sēl) [Gr. ἔντερον intestine + κύστις bladder + κήλη hernia]. Hernia of the bladder and intestine.

Enterocystoma (en″ter-o-sis-to′mah) [Gr. ἔντερον intestine + κύστις cyst + -ωμα tumor]. A congenital cyst formed by the segmentation or irregular development of an intestine.

Enterodynia (en″ter-o-din′e-ah) [Gr. ἔντερον bowel + ὀδύνη pain]. Pain in the intestine.

Entero-enterostomy (en″ter-o-en-ter-os′to-me). The artificial creation of a permanent opening between two parts of the intestine not normally in relation with each other.

Entero-epiplocele (en″ter-o-e-pip′lo-sēl)[Gr. ἔντερον bowel + ἐπίπλοον omentum + κήλη hernia]. Hernia of the small intestine and omentum.

Enterogastritis (en″ter-o-gas-tri′tis) [Gr. ἔντερον bowel + γαστήρ stomach]. Inflammation of the small intestine and stomach.

Enterogenous (en-ter-oj′en-us) [Gr. ἔντερον intestine + γεννᾶν to produce]. Arising within the intestine.

Enterography (en-ter-og′raf-e) [Gr. ἔντερον intestine + γράφειν to record]. A description of the intestines.

Enterohepatitis (en″ter-o-hep-at-i′tis) [Gr. ἔντερον bowel + ἧπαρ liver]. Inflammation of the bowel and liver.

Enterohydrocele (en″ter-o-hi′dro-sēl) [Gr. ἔντερον bowel + *Hydrocele*]. Hernia complicated with hydrocele.

Entero-intestinal (en″ter-o-in-tes′tin-al) [Gr. ἔντερον intestine + *Intestine*]. Pertaining to two

different portions of the intestine; as entero-intestinal fistula.

Enterokinase (en″ter-o-kin′ās). An enzyme of the intestinal juice which activates the proteolytic enzyme of the pancreatic juice by converting trypsinogen into trypsin.

Enterol (en′ter-ol) [Gr. ἔντερον intestine]. An internal antiseptic. It is a brownish liquid, a combination of various cresols. Daily dose, 15–75 gr. (1–5 gm.).

Enterolith (en′ter-o-lith) [Gr. ἔντερον intestine + λίθος stone]. An intestinal calculus; any concretion found in the intestine.

Enterolithiasis (en″ter-o-lith-i′as-is) [Gr. ἔντερον bowel + *Lithiasis*]. The formation of intestinal concretions.

Enterology (en-ter-ol′o-je) [Gr. ἔντερον bowel + λόγος word]. The sum of what is known regarding the intestines.

Enteromere (en′ter-o-mēr) [Gr. ἔντερον intestine + μέρος part]. Any segment or metamere of the embryonic alimentary tract.

Enterometer (en-ter-om′et-er) [Gr. ἔντερον intestine + μέτρον measure]. An instrument for measuring the lumen of the small intestine in operations.

Enteromycodermitis (en″ter-o-mi-ko-der-mi′tis) [Gr. ἔντερον intestine + μύκης fungus + δέρμα skin]. Inflammation of the mucosa of the intestine.

Enteromycosis (en″ter-o-mi-ko′sis) [Gr. ἔντερον bowel + μύκης fungus). Disease of the intestine due to bacteria or fungi. **E. bacteria′cea**, a general name for certain infections of the intestine due to non-specific bacteria.

Enteromyiasis (en″ter-o-mi-i′as-is) [Gr. ἔντερον intestine + μῦια fly]. Presence of larvæ of flies in the intestine.

Enteron (en′ter-on) [Gr. ἔντερον]. The intestine or alimentary canal.

Enteropathy (en-ter-op′ath-e) [Gr. ἔντερον bowel + πάθος illness]. Any disease of the intestine.

Enteropexy (en′ter-o-pex-e) [Gr. ἔντερον intestine + πῆξις fixation]. Surgical fixation of the intestine.

Enteroplasty (en′ter-o-plas-te) [Gr. ἔντερον bowel + πλάσσειν to mould]. Plastic surgery of the intestine, especially an operation for enlarging the caliber of the constricted bowel.

Enteroplex (en′ter-o-plex) [Gr. ἔντερον bowel + πλέξις weaving]. A device for joining the edges of a divided intestine.

Enteroplexy (en′ter-o-plex-e) [Gr. ἔντερον bowel + πλέξις weaving]. The union of two portions of the intestine by means of aluminum rings and elastic pegs.

Enteroproctia (en″ter-o-prok′she-ah) [Gr. ἔντερον bowel + πρωκτός anus]. The condition of having an artificial anus.

Enteroptosis (en″ter-op-to′sis) [Gr. ἔντερον bowel + πτῶσις fall]. Prolapse of the bowel, or Glénard's disease.

Enteroptotic (en″ter-op-tot′ik). Pertaining to or affected with enteroptosis.

Enterorose (en′ter-o-rōs). A food-preparation in a yellowish powder: for use in gastro-enteric affections. Dose, 2 dr. (8 gm.).

Enterorrhagia (en″ter-or-ra′je-ah) [Gr. ἔντερον intestine + ῥηγνύναι to burst forth]. Hemorrhage from the intestine.

Enterorrhaphy (en-ter-or′raf-e) [Gr. ἔντερον intestine + ῥαφή seam]. The act of sewing up a gap or wound of the intestine. **Circular e.**, the sewing together of two completely divided portions of intestine by the invagination of one portion over the other and stitching or otherwise joining them end to end.

Enteroscope (en′ter-o-skōp) [Gr. ἔντερον bowel + σκοπεῖν to inspect]. An instrument for inspecting the inside of the intestine.

Enterosepsis (en″ter-o-sep′sis) [Gr. ἔντερον intestine + σῆψις putrefaction]. Intestinal sepsis due to putrefaction of the contents of the intestines.

Enterospasm (en′ter-o-spazm) [Gr. ἔντερον bowel + σπασμός spasm]. A spasm of the intestine.

Enterostenosis (en″ter-o-sten-o′sis) [Gr. ἔντερον bowel + στένωσις contraction]. Narrowing or stricture of the intestine.

Enterostomy (en-ter-os′to-me) [Gr. ἔντερον bowel + στόμα mouth]. The artificial formation of a permanent opening into the intestine through the abdominal wall.

Enterotome (en′ter-o-tōm) [Gr. ἔντερον intestine + τομή a cut]. A knife or scissors for slitting the intestine. **Dupuytren's e.**, a cutting forceps used in making an artificial anus.

Enterotomy (en-ter-ot′o-me) [Gr. ἔντερον bowel + τέμνειν to cut]. 1. Any cutting operation upon the living intestine. 2. The anatomy or dissection of the intestine.

Enterotoxism (en″ter-o-tok′sizm). Anti-intoxication of enteric origin.

Enterozoic (en″ter-o-zo′ik) [See *Enterozoön*]. Inhabiting the intestine: said of parasites.

Enterozoon (en″ter-o-zo′on), pl. *enterozo′a* [Gr. ἔντερον bowel + ζῷον animal]. An animal parasite, or species, inhabiting or infesting the intestinal canal.

Entheomania (en″the-o-ma′ne-ah) [Gr. ἐνθεος inspired + μανία madness]. Religious insanity.

Enthesis (en′this-is) [Gr. ἐν in + τιθέναι to place]. The employment of non-living material to remedy a defect or deformity of the body.

Enthetic (en-thet′ik) [Gr. ἐν in + τιθέναι to place]. Introduced from without; exogenous.

Enthlasis (en′thlas-is) [Gr. ἐν in + θάλειν to crush]. Comminuted fracture of the skull, with depression of the bony fragments.

Entoblast (en′to-blast) [Gr. ἐντός within + βλαστός germ]. 1. The inner of the two primitive embryonic layers; the hypoblast. 2. A cell-nucleolus. 3. Any one of the segmentational spheres whence the endodermal cells arise.

Entocele (en′to-sēl) [Gr. ἐντός inward + κήλη hernia]. An internal hernia.

Entochoroidea (en″to-ko-roid′e-ah) [Gr. ἐντός inward + χοριοειδής choroid]. The inner layer of the choroid coat of the eye.

Entocinerea (en″to-sin-e′re-ah). The internal or non-cortical gray substance of the brain and cord.

Entocornea (en-to-kor′ne-ah) [Gr. ἐντός inner + *Cornea*]. Descemet's membrane.

Entocuneiform (en-to-ku′ne-if-orm). The inner cuneiform bone of the foot.

Entocyte (en′to-sīt) [Gr. ἐντός inner + κύτος cell]. The cell-contents.

Entoderm (en′to-derm) [Gr. ἐντός within + δέρμα skin]. The hypoblast, or innermost layer of the blastoderm.

Ento-ectad (en-to-ek′tad) [Gr. ἐντός within + ἐκτός without]. From within outward.

Entome (en′tōm) [Gr. ἐν within + τομή cut]. An instrument for cutting urethral strictures.

Entomion (en-to′me-on) [Gr. ἐντομή notch]. The point at the tip of the mastoid angle of the parietal bone in the parietal notch of the temporal bone.

Entophyte (en′to-fīt) [Gr. ἐντός within + φύτον plant]. A parasitic plant-organism living within the body.

Entoplasm (en'to-plazm) [Gr. ἐντός within + πλασμός something formed]. 1. Same as *Endoplasm*. 2. The blue-staining, or non-chromatinic, portion of certain bacteria.

Entoplastic (en-to-plas'tik) [Gr. ἐντός within + πλαστικός formative]. Having a formative power lodged within.

Entoptic (en-top'tik) [Gr. ἐντός within + ὀπτικός seeing]. Noting visual phenomena which have their seat within the eye.

Entoptoscopy (en-top-tos'ko-pe) [Gr. ἐντός within + ὤψ eye + σκοπεῖν to view]. The observation of the interior of the eye and its lights and shadows.

Entoretina (en-to-ret'in-ah) [Gr. ἐντός inner + *Retina*]. The internal or nervous portion of the retina, disposed in five layers, which are named respectively outer molecular, inner nuclear, inner molecular, ganglion, and nerve-fiber layers. Called also *Lamina vasculosa retinæ* and *Nervous layer of Henle*.

Entosarc (en'to-sark) [Gr. ἐντός within + σάρξ flesh]. The inner fluid part of *Amœbæ* and *Gregarinidia*.

Entosthoblast (en-tos'tho-blast) [Gr. ἔντοσθε from within + βλαστός germ]. The nucleus of the nucleolus.

Entotic (en-to'tik) [Gr. ἐντός within + ὠτικός auditory]. Situated in or arising within the ear.

Entozoon (en-to-zo'on), pl. *entozo'a* [Gr. ἐντός within + ζῷον animal]. Any animal parasite, or species, living within the living body.

Entropion, Entropium (en-tro'pe-on, en-tro'pe-um) [Gr. ἐν in + τρέπειν to turn]. The introversion of the edge of the eyelid or of any similarly situated structure.

Entropionize (en-tro'pe-on-īz). To put into a condition of introversion; to turn inward.

Entropy (en'tro-pe). The condition of a substance in which it does not change when work is done at the expense of the heat in the body.

Enucleate (e-nu'kle-āt) [L. *enuclea're*]. To remove whole and clean, as a tumor from its envelope.

Enucleation (e-nu-kle-a'shun) [L. *e* out + *nu'cleus* kernel]. The removal of a tumor or other body in such a way that it comes out clean and whole, like a nut from its shell.

Enuresis (en-u-re'sis) [Gr. ἐνουρεῖν to void urine]. Involuntary discharge of the urine. **Nocturnal e.**, that which occurs at night and during sleep.

Environment (en-vi'ron-ment). The external surroundings and influences.

Enzootic (en-zo-ot'ik) [Gr. ἐν in + ζῷον animal]. Occurring endemically among animals.

Enzyme (en'zīm) [Gr. ἐν in + ζύμη leaven]. A chemic, or non-organized, ferment formed within the body. **Amylolytic e.**, one which converts starch into sugar, such as ptyalin, amylopsin, malt-diastase. **Autolytic e.**, an enzyme which produces autolysis or self-digestion. **Coagulating e.**, one which converts soluble proteids into insoluble ones, such as rennin and fibrin-ferment. **Glycolytic e.**, an enzyme which oxidizes sugar. **Inverting e.**, an enzyme which splits up sugar, as invertin. **Proteolytic e.**, one which converts a proteid into a peptone, as pepsin, trypsin, and papain-enzyme. **Steatolytic e.**, one which splits up fat, as steapsin. **Uricolytic e.**, an enzyme which metabolizes uric acid into urea.

Enzymic (en-zim'ik). Of the nature of an enzyme.

Enzymol (en'zi-mol). A proprietary preparation from the glands of the stomach of animals, designed to represent the gastric juice: used as a solvent and antiseptic, especially in the external treatment of nasal and ear diseases.

Enzymolysis (en-zi-mol'is-is) [*Enzyme* + Gr. λύσις solution]. The disintegrative action or reaction produced by an enzyme.

Enzymosis (en-zi-mo'sis) [Gr. ἐν in + ζύμη leaven]. Fermentation induced by an enzyme.

Eolipyle, Æolipile (e-ol'ip-īl). A form of spirit-lamp used to heat cautery-irons.

Eosin (e'o-sin) [Gr. ἠώς dawn]. A rose-colored stain or dye, $C_{20}H_8Br_4O_5$: commercially, several other red coal-tar dyes are called eosin.

Eosinophil (e-o-sin'o-fil) [*Eosin* + Gr. φιλεῖν to love]. A structure, cell, or histologic element readily stained by eosins.

Eosinophil, Eosinophilic, Eosinophilous (e-o-sin' o-fil, e''o-sin-o-fil'ik, e''o-sin-of'il-us). Readily stainable with eosin.

Eosinophilia (e''o-sin-o-fil'e-ah) [*Eosin* + Gr. φιλεῖν to love]. The formation and accumulation of an unusual number of eosinophil cells.

Eosolate (e-o'so-lāt). A salt of a creosote ester.

Eosote (e'o-sōt). Creosote valerate, an antiseptic fluid: useful in intestinal diseases and tuberculosis. Dose. 7½ gr. (0.5 gm.) in a capsule.

Epactal (e-pak'tal) [Gr. ἐπακτός brought in]. 1. Supernumerary. 2. A Wormian bone.

Eparsalgia (ep-ar-sal'je-ah) [Gr. ἐπαίρειν to lift + ἄλγος pain]. Any disorder or trouble due to overstrain of a part, including dilatation of the heart, hernia, enteroptosis, hemoptysis, etc.

Epauxesiectomy (ep''awk-se-ze-ek'to-me) [Gr. ἐπαυξησις outgrowth + ἐκτομή excision]. The surgical removal of a growth.

Epaxial (ep-ak'se-al) [Gr. ἐπί upon + *Axis*]. Situated upon or above the axis.

Epencephal, Epencephalon (ep-en-sef'al, ep-en-sef'al-on) [Gr. ἐπί upon + ἐγκέφαλος brain]. The hind-brain; the anterior part of the posterior cerebral vesicle of the embryo, whence are developed the pons and a part of the cerebellum.

Ependyma (ep-en'dim-ah) [Gr. ἐπένδυμα wrap]. The lining membrane of the ventricles of the brain and of the central canal of the spinal cord.

Ependymitis (ep''en-dim-i'tis). Inflammation of the ependyma.

Ephebic (ef-eb'ik). Pertaining to youth or the period of puberty.

Ephedra (ef'ed-rah) [Gr. ἐπί upon + ἕδρα seat]. A genus of gnetaceous plants: **E. antisyphilit'ica, E. vulga'ris**, and others are used in syphilis, rheumatism, and diseases of the bladder.

Ephedrin (ef'ed-rin). 1. An amorphous medicinal preparation of ephedra. 2. An alkaloid of the same: its chlorid is mydriatic. **E. homatropin,** a compound of ephedrin hydrochlorate, 1 part; homatropin hydrochlorate, $\frac{1}{100}$ part; water, 10 parts: a good mydriatic.

Ephelis (ef-e'lis) pl. *ephel'ides* [Gr. ἔφηλις]. A freckle.

Ephemeral (ef-em'er-al) [Gr. ἐπί for + ἡμέρα day]. 1. Enduring but one day or less. 2. Transient.

Ephidrosis (ef-id-ro'sis) [Gr. ἐφίδρωσις]. Excessive sweating; hyperidrosis. **E. cruen'ta,** the excretion of bloody sweat.

Epiblast (ep'e-blast) [Gr. ἐπί on + βλαστός germ]. The ectoderm, or outermost of the three layers of the blastoderm. From it are developed the epidermis and the epidermic tissues, such as nails, hair, and glands of the skin, the nervous system, the external sense-organs, as ear, eye, etc., and the mucous membrane of the mouth and anus.

Epiblastic (ep-e-blas'tik). Pertaining to or arising from the epiblast.

Epibole, Epiboly (ep-ib'o-le) [Gr. ἐπιβολή cover]. In embryology, the inclusion of a set of segmenting cells within another set by reason of the more rapid division of the latter.

Epibulbar (ep-e-bul'bar). Upon the eyeball.

Epicanthus (ep-ik-an'thus) [Gr. ἐπί on + κανθός canthus]. A fold of the skin which sometimes covers the inner canthus.

Epicardium (ep-ik-ar'de-um) [Gr. ἐπί upon + καρδία heart]. The innermost layer of the pericardium.

Epicarin (ep-e-ka'rin). A basic and non-toxic condensation product, $CH_3.COOH : OH.CH_2.-C_{10}H_6OH$, of creosotinic acid and beta-naphtol. It is a soluble reddish-yellow powder. Epicarin and its sodium salt are used in skin-diseases in a 10 per cent. solution or a 10–20 per cent. ointment.

Epicele (ep'is-ēl) [Gr. ἐπί upon + κοιλία hollow]. The fourth ventricle of the brain.

Epicentral (ep-is-en'tral). Attached to the centrum of a vertebra.

Epichordal (ep-ik-or'dal). Situated dorsad of the notochord.

Epicomus (ep-ik'o-mus) [Gr. ἐπί upon + κόμη hair]. A monster with a parasitic twin joined at the summit of the head.

Epicondylalgia (ep''ik-on-dil-al'je-ah) [*Epicondyle* + Gr. ἄλγος pain]. Pain in the muscles attached to the epicondyle of the humerus. It is a functional neurosis due to strains on the forearm.

Epicondyle (ep-ik-on'dil) [Gr. ἐπί upon + κόνδυλος condyle]. An eminence upon a bone and above its condyle.

Epicoracoid (ep-ik-or'ak-oid). Situated above the coracoid process.

Epicranium (ep-ik-ra'ne-um) [Gr. ἐπί on + κρανίον skull]. The integument, aponeurosis, and muscular expansions of the scalp.

Epicranius (ep-ik-ra'ne-us) [Gr. ἐπί upon + κρανίον cranium]. The occipitofrontal muscle.

Epicrisis (ep-ik'ris-is) [Gr. ἐπί upon + κρίσις crisis]. A second or supplementary crisis.

Epicystitis (ep''is-is-ti'tis) [Gr. ἐπί upon + κύστις bladder]. Inflammation of the structures above the bladder.

Epicystotomy (ep''is-is-tot'o-me) [Gr. ἐπί over + κύστις bladder + τομή a cut]. Suprapubic operation for stone in the bladder.

Epicyte (ep'is-īt) [Gr. ἐπί on + κύτος cell]. 1. The membrane which invests a cell. 2. An epithelial cell. 3. The external protective layer of the ectoplasm of a protozoon.

Epidemic (ep-id-em'ik) [Gr. ἐπί on + δῆμος people]. 1. Attacking many people in any region at the same time; widely diffused and rapidly spreading. 2. A disease which is widely prevalent in a community. 3. A season of the extensive prevalence of any particular disease.

Epidemicity (ep''id-em-is'it-e). The quality or fact of being epidemic.

Epidemiography (ep''id-em-e-og'raf-e) [*Epidemic* + Gr. γράφειν to write]. A treatise upon or an account of epidemics.

Epidemiology (ep''id-em-e-ol'o-je) [*Epidemic* + Gr. λόγος treatise]. The sum of what is known regarding epidemics.

Epidermal, Epidermic (ep-id-er'mal, ep''id-er'mik). Pertaining to the epidermis.

Epidermidalization (ep-id-er''mid-al-i-za'shun). Development of epidermic cells (stratified epithelium) from mucous cells (columnar epithelium).

Epidermidosis (ep''id-er-mid-o'sis). Any skin-disease affecting primarily the epidermis.

Epidermin (ep-id-er'min). A cerate used as a vehicle for certain external medicaments.

Epidermis (ep-id-er'mis) [Gr. ἐπί on + δέρμα skin]. The outermost and non-vascular layer of the skin; the cuticle, or scarf-skin. It is made up from without inward of four layers: (1) The horny layer (*stratum corneum*), which consists of flattened horny cells; (2) the *stratum lucidum*, or *layer of Oehl*, consisting of several layers of transparent nucleated cells; the *stratum granulosum*, or *layer of Langerhans*, composed of flattened granular cells; and (4) the *stratum mucosum* (layer of Malpighi, rete mucosum), composed of rounded or polygonal pigmented cells.

Epidermization (ep''id-er-miz-a'shun). 1. The process of covering or of becoming covered with epidermis. 2. Skin-grafting.

Epidermoid (ep-id-er'moid). 1. Resembling the epidermis. 2. A cerebral or meningeal tumor formed by inclusion of epidermal cells from the skin or mucous membrane.

Epidermolysis (ep''id-er-mol'is-is) [Gr. ἐπιδερμίς skin + λύσις loosening]. A loosened state of the epidermis. **E. bullo'sa,** a variety marked by the formation of deep-seated bullæ, which appear after irritation or rubbing of the parts.

Epididymal (ep-id-id'im-al). Pertaining to the epididymis.

Epididymectomy (ep''id-id-im-ek'to-me) [*Epididymis* + Gr. ἐκτομή excision]. Surgical removal of the epididymis.

Epididymis (ep-id-id'im-is) [Gr. ἐπί on + δίδυμος testis]. An oblong body attached to the upper part of each testicle, consisting of a globus major and a globus minor—the former composed of the convoluted vasa efferentia, and the latter containing the efferent duct.

Epididymitis (ep''id-id-im-i'tis). Inflammation of the epididymis.

Epididymo-orchitis (ep''id-id-im-o-or-ki'tis). Inflammation of the epididymis and testis.

Epidural (ep-e-du'ral). Situated upon or outside the dura.

Epigæa (ep-e-je'ah) [L.; Gr. ἐπί on + γαῖα earth]. A genus of trailing ericaceous plants. **E. re'pens,** the trailing arbutus, ground-sweet, or mayflower of North America, is diuretic. Dose of fluid extract, 30–60 min. (2–4 c.c.).

Epigaster (ep-e-gas'ter) [Gr. ἐπί upon + γαστήρ belly]. The hind-gut; the embryonic structure whence the colon is formed.

Epigastralgia (ep''e-gas-tral'je-ah) [Gr. ἐπιγάστριον epigastrium + ἄλγος pain]. Pain in the epigastrium.

Epigastric (ep-e-gas'trik) [Gr. ἐπί on + γαστήρ belly]. Pertaining to the epigastrium.

Epigastrium (ep-e-gas'tre-um). The epigastric region; the upper middle portion of the abdomen, over or in front of the stomach.

Epigastrius (ep-e-gas'tre-us) [Gr. ἐπιγάστριον epigastrium]. A double monster in which the parasite is small and forms a tumor upon the epigastrium of the autosite.

Epigastrocele (ep-e-gas'tro-sēl) [Gr. ἐπιγάστριον epigastrium + κήλη hernia]. Hernia in the epigastric region.

Epigastrorrhaphy (ep''e-gas-tror'raf-e) [*Epigastrium* + Gr. ῥαφή suture]. The closure of an epigastric wound by stitches.

Epigenesis (ep-e-jen'es-is) [Gr. ἐπί on + *Genesis*]. 1. Generation by successive formations. 2. The theory that the embryo is the joint production of both parents.

Epiglottidean (ep''e-glot-tid'e-an). Pertaining to the epiglottis.

Epiglottiditis (ep''e-glot-tid-i'tis). Same as *Epiglottitis*.

Epiglottis (ep-e-glot'tis) [Gr. ἐπί upon + γλωττίς glottis]. The lid-like structure which covers the entrance to the larynx.

Epiglottitis (ep''e-glot-ti'tis). Inflammation of the epiglottis.

Epignathous (ep-ig'nath-us). Of the nature of an epignathus.

Epignathus (ep-ig'nath-us) [Gr. ἐπί on + γνάθος jaw]. A parasitic monster attached to the jaw of an autositic fetus.

Epigonal (ep-ig'on-al) [Gr. ἐπί on + γονή seed]. Situated on an embryonic germ-gland.

Epiguanin (ep-e-gwan'in). One of the alloxur-bases, $C_{10}H_{13}N_9O_2$.

Epihyal bone (ep-e-hi'al) [Gr. ἐπί on + *Hyoid*]. The stylohyoid ligament when ossified.

Epilamellar (ep-e-lam-el'ar). Situated outside of the basement membrane.

Epilation (ep-il-a'shun) [L. *e* out + *pi'lus* hair]. The removal of hair by the roots.

Epilatory (e-pil'a-to-re). 1. Pertaining to the removal of hairs. 2. An agent which effects the destruction of hairs.

Epilepsia (ep-e-lep'se-ah). See *Epilepsy*. **E. cursi'va,** epilepsy marked at first by an irresistible desire to run. **E. gra'vior,** haut mal; the more violent and typical variety of epilepsy. **E. larva'ta,** masked epilepsy; that in which the unconscious stage is very brief, and the movements, though automatic, seem to be voluntary. **E. mit'ior,** petit mal; that in which there is no decided period of unconsciousness, and no obvious spasm or only a slight one.

Epilepsy (ep'il-ep-se) [Gr. ἐπιλησία seizure]. A chronic functional disease characterized by fits or attacks in which there is loss of consciousness, with a succession of tonic or clonic convulsions. The fit lasts from five to twenty minutes, and the attacks vary greatly in frequency. A fit in which there are severe convulsions and loss of consciousness, or coma, is termed *haut mal* or *grand mal*. The mild form, in which vertiginous or other sensations take the place of convulsions, is termed *petit mal*. **Abortive e.,** the petit mal. See *Epilepsy*. **Accelerative e.** Same as *Procursive e.* **Cardiac e.,** that which is accompanied with profound disturbance of the heart's action: probably due to disease of the heart or its nerves. **Cortical e.** Same as *Jacksonian e.* **Focal e.** Same as *Jacksonian e.* **Gastric e.,** epilepsy caused by gastric irritation. **Hysteric e.,** a severe form of hysteric seizure, more or less closely approaching the type of a true epilepsy. **Idiopathic e.,** true or typical epilepsy. **Jacksonian e.** is marked by localized spasm, and is mainly limited to one side and often to one group of muscles, consciousness not being lost. **Latent e., Masked e.** See *Epilepsia larvata*. **Menstrual e.,** epileptic fits associated with menstruation. **Nocturnal e.,** a variety in which the attack usually occurs at night, often in sleep. **Peripheral e.,** Jacksonian epilepsy. **Procursive e.,** a form in which the patient runs forward swiftly before falling in a fit. **Psychic e.** Same as *Epilepsia larvata*. **Reflex e.,** a form due to peripheral irritation. **Retinal e.,** temporary blindness often occurring in epilepsy. **Saturnine e.,** epileptoid seizures seen in connection with lead-poisoning. **Senile e.,** senile bradycardia, coming on in paroxysms, and resulting from coronary sclerosis or from fibrous myocarditis. **Sensory e.,** a form in which the convulsions are replaced by delusions of sense and by hallucinations: supposed to be due to lesion of the thalamus, and therefore sometimes called *Thalamic e.* **Sleep-e.** Same as *Narcolepsy*. **Spinal e.,** spastic paraplegia from lateral sclerosis of the spinal cord, with tonic spasms followed by clonic ones. **Symptomatic e.,** Jacksonian epilepsy. **Thalamic e.,** a kind of sensory epilepsy from disease of the optic thalamus. **Toxemic e.,** a form which is due to a toxic influence in the blood. **Traumatic e.,** epilepsy caused by injury, especially injury of the skull.

Epileptic (ep-e-lep'tik) [Gr. ἐπιληπτικός]. 1. Pertaining to or affected with epilepsy. 2. A person affected with epilepsy.

Epileptiform (ep-e-lep'te-form) [*Epilepsy* + L. *for'ma* shape]. Resembling epilepsy or its manifestations; recurring in severe and sudden paroxysms.

Epileptogenic, Epileptogenous (ep''e-lep-to-jen'-ik, ep''e-lep-toj'en-us) [*Epilepsy* + Gr. γεννᾶν to produce]. Producing epileptic attacks.

Epileptoid (ep-e-lep'toid). Resembling epilepsy; epileptiform.

Epimandibular (ep''e-man-dib'u-lar) [Gr. ἐπί on + L. *mandib'ulum* jaw]. Situated upon the lower jaw.

Epimerite (ep-e-mēr'it) [Gr. ἐπί upon + μέρος part]. An organ of certain gregarine protozoa by which they attach themselves to epithelial cells.

Epimysium (ep-e-mis'e-um) [Gr. ἐπί on + μῦς muscle]. The fibrous sheath of a muscle.

Epinephrin (ep-e-nef'rin) [Gr. ἐπί upon + νεφρός kidney]. An unstable powder, $C_{10}H_{11}NO_3$: prepared from the suprarenal capsule: astringent and hemostatic, and an adjuvant in local anesthesia.

Epinephritis (ep''e-nef-ri'tis) [Gr. ἐπί upon + νεφρός kidney]. Inflammation of a suprarenal body.

Epineural (ep-e-nu'ral). Situated upon a neural arch.

Epineurial (ep-e-nu're-al). Pertaining to the epineurium.

Epineurium (ep-e-nu're-um) [Gr. ἐπί on + νεῦρον nerve]. The sheath or envelop of a nerve-trunk.

Epionychium (ep''e-o-nik'e-um). See *Eponychium*.

Epiosin (ep-e-o'sin). A hypnotic and analgesic base derived from morphigenin. Dose, 1–2 gr. (0.065–0.13 gm.).

Epiotic (ep-e-ot'ik) [Gr. ἐπί over + οὖς ear]. Situated on or above the ear.

Epipastic (ep-e-pas'tik) [Gr. ἐπί on + πάσσειν to sprinkle]. 1. Suitable for use as a dusting-powder. 2. A powder to be sprinkled upon the surface of the body.

Epipharynx (ep-e-far'inks). The nasal portion of the pharynx.

Epiphenomenon (ep''e-fe-nom'en-on) [Gr. ἐπί on + φαινόμενον phenomenon]. An accessory, exceptional, or accidental occurrence in the course of an attack of any disease.

Epiphora (e-pif'o-rah) [Gr. ἐπιφορά downflow]. An abnormal overflow of tears down the cheek: mainly due to stricture of the lacrimal passages.

Epiphyseal, Epiphysial (ep-if-iz'e-al). Pertaining to or of the nature of an epiphysis.

Epiphyseolysis (ep''e-fiz-e-ol'is-is) [*Epiphysis* + Gr. λύσις loosening]. Separation of an epiphysis from its bone.

Epiphysis (ep-if'is-is) [Gr. ἐπίφυσις]. 1. A piece of bone separated from a long bone in early life by cartilage, but later becoming a part of the larger bone. 2. The pineal gland. Called also *Epiphysis cerebri*. See under *Gland*.

Epiphysitis (ep''if-is-i'tis). Inflammation of an epiphysis or of the cartilage which separates it from the main bone.

Epiphyte (ep'e-fīt) [Gr. ἐπί on + φυτόν plant]. 1. A plant-organism growing upon another plant.

2. A vegetable organism parasitic upon the exterior of the human or an animal body.

Epipial (ep-e-pi'al). Situated on the pia.

Epipleural (ep-e-plu'ral). Situated upon a pleural element, or pleurapophysis.

Epiplocele (ep-ip'lo-sēl) [Gr. ἐπίπλοον omentum + κήλη hernia]. A hernia which contains omentum.

Epiploic (ep-e-plo'ik). Pertaining to the epiploön.

Epiploitis (ep''ip-lo-i'tis). Inflammation of the epiploön.

Epiploön (ep-ip'lo-on) [Gr. ἐπίπλοον]. The omentum: usually the great omentum.

Epiplopexy (e-pip'lo-pek-se) [*Epiploon* + Gr. πῆξις fixation]. Suturation of the omentum to the abdominal wall for the establishment of collateral circulation in cirrhosis of the liver.

Epiplorrhaphy (e-pip-lor'af-e) [Gr. ἐπίπλοον omentum + ῥαφή suture]. Same as *Epiplopexy*.

Epiplosarcomphalocele (ep-ip''lo-sar-kom-fal'o-sēl) [Gr. ἐπίπλοον omentum + σάρξ flesh + ὀμφαλός navel + κήλη hernia]. An umbilical hernia complicated with a local fleshy excrescence.

Epipygus (ep-e-pi'gus). Same as *Pygomelus*.

Episarkin (ep-e-sar'kin). One of the alloxur-bases, $C_4H_6N_3O$, occurring in the normal urine and the urine of leukemia.

Episclera (ep-e-skle'rah). The loose connective-tissue between the sclera and the conjunctiva.

Episcleral (ep-e-skle'ral). Overlying the sclera.

Episcleritis (ep''is-kle-ri'tis). Inflammation of tissues overlying the sclera; also inflammation of the outermost layers of the sclera. **E. partia'lis fu'gax,** sudden hyperemia of the sclera and overlying conjunctiva, lasting a short time.

Episioclisia (e-piz''e-o-kliz'e-ah) [Gr. ἐπίσειον pubes + κλείσις closure]. Surgical closure of the vulva.

Episio-elytrorrhaphy (ep-iz''e-o-el-it-ror'af-e) [*Episiorrhaphy* + *Elytrorrhaphy*]. The operation of narrowing the vulva and vagina to support a prolapsed uterus.

Episioperineorrhaphy (ep-iz''e-o-per''in-e-or'-raf-e). The suturing of the vulva and perineum for the support of a prolapsed uterus.

Episioplasty (ep-iz'e-o-plas-te) [Gr. ἐπίσειον pubes + πλάσσειν to shape]. Plastic surgery of the vulvar or pubic region.

Episiorrhaphy (ep-iz-e-or'raf-e) [Gr. ἐπίσειον pubes + ῥαφή suture]. 1. The sewing up of a lacerated perineum. 2. The suturing of the labia majora.

Episiostenosis (ep-iz''e-o-sten-o'sis) [Gr. ἐπίσειον pubes + στένωσις contraction]. The narrowing of the vulvar slit.

Episiotomy (ep-iz-e-ot'o-me) [Gr. ἐπίσειον pubes + τομη a cutting]. Surgical incision of the vulvar orifice laterally for obstetric purposes.

Epispadias (ep-is-pa'de-as) [Gr. ἐπί on + σπάζειν to pierce]. A congenital defect in which the urethra opens on the dorsum of the penis. **Female e.,** a fissure of the upper wall of the female urethra.

Epispastic (ep-e-spas'tik) [Gr. ἐπί on + σπᾶν to draw]. 1. Causing a blister or serous discharge from a superficial lesion. 2. A blistering-agent.

Episplenitis (ep''e-sple-ni'tis) [Gr. ἐπί on + σπλῆν spleen]. Inflammation of the capsule of the spleen.

Epistasis (ep-is'tas-is) [Gr. ἐπί on + στάσις a standing]. 1. The checking of any discharge, as of blood, menses, or lochia. 2. A scum, or pellicle, as on the surface of urine.

Epistaxis (ep-e-stax'is) [Gr. ἐπίσταξις]. Nosebleed; hemorrhage from the nose. **Gull's renal e.,** a disease of middle adult life marked by renal hemorrhage, but with no known lesion. Called also *Essential renal hematuria, Angioneurotic hematuria*, and *Renal hemophilia*.

Episternal (ep-e-ster'nal). Situated on or over the sternum.

Episternum (ep-e-ster'num) [Gr. ἐπί on + στέρνον sternum]. The manubrium, or first piece of the sternum.

Epistropheus (ep-e-stro'fe-us). The axis.

Epitela (ep-e-te'lah) [Gr. ἐπί on + L. *te'la* web]. The delicate tissue of Vieussen's valve.

Epithalamic (ep-e-thal-am'ik). Upon the thalamus.

Epithelia (ep-e-the'le-ah). The epithelial cells or the layer which they compose.

Epithelial (ep-e-the'le-al). Pertaining to or composed of epithelium.

Epitheliogenetic (ep-e-the''le-o-jen-et'ik) [*Epithelium* + Gr. γεννᾶν to produce]. Due to epithelial proliferation.

Epithelioid (ep-e-the'le-oid). Resembling epithelium.

Epitheliolysin (ep''e-the-le-ol'is-in). A cytolysin formed in the serum of an animal when epithelial cells from an animal of different species are injected. The epitheliolysin has the power of destroying epithelial cells of an animal of the same species as that from which the epithelial cells were originally taken.

Epitheliolytic (ep-e-the''le-o-lit'ik). Causing destruction of epithelial tissue.

Epithelioma (ep''e-the-le-o'mah). An epithelial cancer; a malignant tumor consisting mainly of epithelial cells and primarily derived from the skin or mucous surface. See *Carcinoma*. **E. adamanti'num.** See *Adamantoma*. **Columnar e., Cylindric e.,** is composed of columnar cells arranged in gland-like tubules. **E. contagio'sum,** a contagious disease of birds characterized by the formation of nodules that contain glistening corpuscles. **Diffuse e.,** a variety in which the adjacent tissue is infiltrated with the malignant cells. **Glandular e.,** a variety consisting of gland-cells and affecting mucous surfaces. **E. mollus'cum.** Same as *Molluscum epitheliale*. **E. myxomato'des psammo'sum,** a form occurring in the third ventricle of the brain, composed of myxoma-like tissue containing hard granular matter. **Suprarenal e.,** a hypernephroma.

Epitheliomatous (ep''ith-e-le-o'mat-us). Pertaining to or of the nature of epithelioma.

Epitheliomuscular (ep-e-the-le''o-mus'ku-lar). Composed of epithelium and muscle.

Epithelium (ep-ith-e'le-um) [Gr. ἐπί on + θηλή nipple]. The covering of the skin and mucous membranes, consisting wholly of cells of varying form and arrangement. Epithelium is derived from the epiblast and the hypoblast. The four principal varieties, named according to the shape of the cells, are **columnar, modified, specialized,** and **squamous.** Columnar and squamous epithelium are either simple or stratified; modified epithelium includes the *ciliated, goblet*, and *pigmented* varieties. Specialized epithelium includes *glandular* and *neuro-epithelium*. The *eolumnar* and *squamous* varieties are polyhedral, pavement, or tessellated. **Laminated e.** Same as *Stratified e.* **Nucleated e.,** a form made up of hexagonal or circular nucleated cells. **Pigmentary e., Pigmented e.,** e. containing granules of pigment. **Protective e.,** e. that forms a protective covering, as the epidermis. **Pyramidal e.,** columnar e. **Rod-e.,** e. the cells of which are rod-shaped. **Sense-e., Sensory e.,** e. having relation with a special sense-organ; neuro-epithelium. **Stratified e.,** e. in which the cells

are arranged in several layers. **Subcapsular e.** 1. The internal lining of the capsule of the spinal ganglion. 2. A single layer of epithelial cells over the posterior surface of the anterior capsule of the lens. **Tailed e.**, the transitional epithelium seen in cases of pyelitis and pyelonephritis. **Tessellated e.**, the simplest form, in which the flattened cells overlap one another at the edges. **Transitional e.**, e. composed of cells in layers of different kinds, each of which represents a transition to the layer adjoining.

Epithem (ep'ith-em) [Gr. ἐπί on + τιθέναι to place]. Any poultice, embrocation, or external application other than ointment, blister, salve, or plaster.

Epithesis (ep-ith'e-sis) [Gr. ἐπίθεσις]. 1. The surgical correction of deformity or of crooked limbs. 2. A splint or other appliance to be worn.

Epitonic (ep-e-ton'ik) [Gr. ἐπίτονος strained]. Abnormally tense or tonic; exhibiting an abnormal degree of tension or of tone.

Epitoxoid (ep-e-tok'soid). Any toxoid which has less affinity for an antitoxin than the toxin has. See *Toxoid*.

Epitrichium (ep-e-trik'e-um) [Gr. ἐπί on + τρίχιον hair]. The large-celled outer layer of the embryonic and fetal epidermis; a membrane which overlies the epidermis and hair during fetal life, and generally disappears before birth.

Epitrochlea (ep-e-trok'le-ah) [Gr. ἐπί on + τροχιλία pulley]. The inner condyle of the humerus.

Epiturbinate (ep-e-ter'bin-āt). The soft tissue covering the turbinate bone.

Epitympanic (ep''e-tim-pan'ik). Situated upon or over the tympanum.

Epitympanum (ep-e-tim'pan-um). The attic.

Epityphlitis (ep''e-tif-li'tis) [Gr. ἐπί on + τυφλόν cecum]. Same as *Appendicitis*.

Epizoön (ep-e-zo'on), pl. *epizo'a* [Gr. ἐπί on + ζῷον animal]. An animal parasite upon the exterior of the body.

Epizoötic (ep''e-zo-ot'ik) [Gr. ἐπί on + ζῷον animal]. 1. Occurring as an epidemic disease among animals. 2. A disease of animals, rapidly spreading and widely diffused.

Eponychium (ep-o-nik'e-um) [Gr. ἐπί on + ὄνυξ nail]. 1. The horny embryonic structure whence the nail is developed. 2. The nail-skin; a film of epidermis which covers the body of the nail for a limited distance.

Eponymic (ep-o-nim'ik) [Gr. ἐπώνυμος]. Named from some person.

Epoöphorectomy (ep''o-o-fo-rek'to-me) [Gr. ἐπί on + ᾠοφόρον ovary + ἐκτομή excision]. Surgical removal of the parovarium.

Epoöphoron (ep-o-of'o-ron) [Gr. ἐπί on + ᾠοφόρον ovary]. The parovarium, or body of Rosenmüller.

Epsom salt (ep'sum). Magnesium sulphate: cathartic. See under *Salt*.

Epulis (ep-u'lis) [Gr. ἐπί on + οὖλον gum]. A fibrous tumor of the gums, usually seated on the periosteum, or bone of the jaw. **Malignant e.**, giant-cell sarcoma of the jaw.

Epuloid (ep'u-loid). Resembling an epulis.

Equation (e-kwa'shun) [L. *æqua'tio*, from *æqua're* to make equal]. An expression made up of two members connected by the sign of equality, =. **Chemical e.**, an expression which expresses a chemical reaction, the symbols on the left of the equation denoting the substances before, and those on the right after, the reaction. **Personal e.**, the more or less constant difference between the results of observation depending upon the personal qualities of observers.

Equator (e-kwa'tor) [L. *æqua'tor*, equalizer]. A great circle; a line which divides the surface of a spheroidal organ (as the eye) into two nearly equal parts. **E. of a cell**, the plane which divides a cell or its boundary. **E. of the eye**, the circle or plane which divides the eye into anterior and posterior halves. **Nervous e.**, that section of a muscle in which would fall the common center of gravity of all the nerve-endings if these last have a certain uniform equilibrium. In the forearm it lies near the elbow.

Equilibrating operation (e-kwil'ib-ra-ting). Tenotomy of a healthy eye-muscle when its antagonist is affected with paresis.

Equilibration (e-kwe-li-bra'shun). Maintenance or restoration of normal equilibrium.

Equilibrium (e-kwe-lib're-um) [L. *æ'quus*, equal + *li'bra* balance]. A state of balance or equipoise; a condition in which opposing forces exactly counteract each other. **Physiologic e.**, the condition in which the amount of material taken into the body exactly equals the amount discharged.

Equination (ek-win-a'shun) [L. *equin'us* equine]. Inoculation with the virus of horse-pox.

Equinia (e-kwin'e-ah) [L. *e'quus* horse]. See *Glanders*. **E. mi'tis**, a mild form of glanders sometimes seen in man and contracted from horses.

Equinovarus (ek-wi''no-va'rus). A blending of pes equinus with pes varus.

Equivalence (e-kwiv'al-ens). 1. The condition of being equivalent. 2. Quantivalence; the amount of hydrogen which a chemic element can replace in a compound.

Equivalent (e-kwiv'al-ent) [L. *æquiv'alens*, from *æ'quus* equal + *vale're* to be worth]. 1. Having the same value; neutralizing or counterbalancing each other. 2. A number showing the amount of one thing which will in its effects just balance another. **Endosmotic e.**, the number which represents the quantity of water that will pass through a diaphragm by endosmosis in the same time that a unit of any other given substance will pass in the other direction by exosmosis. **Epileptic e.**, a disturbance, mental or bodily, that may take the place of an epileptic attack. **Joule's e.**, the mechanical equivalent of heat or the amount of work expended in raising a pound of water through 1° F.; 772 foot-pounds. **Starch-e.**, a number (nearly 2.4) expressing the amount of oxygen which a given weight of fat will require for its oomplete combustion as compared with the amount required by the same weight of starch. **Toxic e.**, the amount of poison able to kill one kilogram of animal. **Water-e.**, the product of the weight of an animal by its specific heat, it being also the number which represents the specific heat of an equal weight of water.

Er. Symbol of *Erbium*.

E. R. Abbreviation for *external resistance*.

Erasion (e-ra'zhun) [L. *era'sio*]. Removal by scraping away. **E. of a joint**, arthrectomy.

Erbium (er'be-um). A rare metallic element: symbol, Er.

Erb's paralysis, point, etc. See *Paralysis*.

Erectile (e-rek'til). Susceptible of being made erect and rigid. See *Tissue*.

Erection (e-rek'shun) [L. *erec'tio*]. The condition of being made rigid and elevated.

Erector (e-rek'tor) [L.]. A muscle which produces erections or which holds up a part. **E. pi'li.** See *Arrectores pilorum*.

Eremacausis (er''em-ak-aw'sis) [Gr. ἠρέμα slowly + καῦσις burning]. The slow oxidation, combustion, or decay of organic matter.

Erepsin (e-rep'sin). A ferment of the intestinal mucous membrane which breaks up peptones and

deutero-albumins, but has no effect on unaltered albumin.

Erethin (er'eth-in) [Gr. ἐρεθίζειν to irritate]. The poisonous principle of tuberculin.

Erethism (er'e-thizm) [Gr. ἐρέθισμα stimulation]. Excessive irritability or sensibility.

Erethismic (er-e-thiz'mik). Pertaining to erethism.

Erethistic (er-e-this'tik) [Gr. ἐρεθιστικός]. 1. Pertaining to or affected with erethism. 2. Provocative of or increasing irritation.

Erg (erg) [Gr. ἔργον work]. A unit of work; the work done in moving a body one centimeter against a force of one dyne.

Ergo-apiol (er-go-a'pe-ol). A proprietary remedy containing apiol (5 parts), ergotin (1 part), oil of savin (½ part), aloin (⅛ part): used in disorders of menstruation. Dose, 7–14 gr. (0.45–0.9 gm.), in capsules.

Ergochrysin (er-go-kri'sin). A principle from ergot: combined with sphacelotoxin it forms chrysotoxin; with secalin it forms secalintoxin.

Ergograph (er'go-graf) [Gr. ἔργον work + γράφειν to record]. An instrument for recording work done in muscular exertion.

Ergographic (er-go-graf'ik). Pertaining to the ergogragh.

Ergone (er'gōn). A non-irritating sterile preparation of ergot.

Ergophobia (er-go-fo'be-ah) [Gr. ἔργον work + φόβος fear]. Morbid dread of work.

Ergostat (er'go-stat). A machine to be worked for muscular exercise, for the cure of obesity, etc.

Ergot (er'got) [Fr.; L. *er'gota*]. Any fungus which affects and finally replaces the seed of a cereal grass: especially the sclerotium of *Clav'iceps purpu'rea;* ergot of rye. Ergot contracts the arterioles and unstriped muscle-fibers, and is a powerful ecbolic and hemostatic. It is used to check hemorrhage after parturition; to hasten labor; to arrest internal hemorrhage; in spinal and cerebral congestion; in paralysis of the bladder, and diabetes mellitus. Dose of aqueous and alcoholic *extracts*, 1½–8 gr. (0.099–0.533 gm.); of *fluid extract*, 15–60 min. (1–4 c.c.); of *wine*, 1–4 dr. (4–16 c.c.).

Ergotherapy (er-go-ther'ap-e) [Gr. ἔργον work + θεραπεία treatment]. Treatment of disease by physical effort.

Ergotin (er'go-tin) [L. *ergoti'num*]. One of the alkaloids of ergot; also a proprietary ergot-preparation. Dose of alkaloid, $\frac{1}{10}$–$\frac{1}{2}$ gr. (0.0042–0.033 gm.); of extract, 3–15 gr. (0.2–1 gm.). **Bonjean's e.**, a purified extract of ergot.

Ergotinin (er-got'in-in). An alkaloid, $C_{35}H_{40}N_4O_6$, one of the active principles of ergot. Styptic dose, $\frac{1}{12}$–$\frac{1}{4}$ gr. (0.005–0.016 gm.).

Ergotinol (er-got'in-ol). A proprietary ammoniated solution of ergotin.

Ergotism (er'got-izm). Chronic poisoning from excessive or misdirected use of ergot as a medicine, or from eating ergotized grain. It is marked by cerebrospinal symptoms, spasms, and cramps, or by a kind of dry gangrene.

Ergotized (er'got-īzd). Diseased or otherwise affected by ergot.

Ergotol (er'got-ol). A liquid preparation of ergot for hypodermic use. Dose, 5–20 min. (0.33–1.33 c.c.).

Erigeron (e-rij'er-on) [Gr. ἠριγέρων early old]. Fleabane; a genus of composite-flowered plants. The leaves and tops of *E. canaden'se*, *E. philadel'phicum*, etc., are diuretic, and are used in urinary diseases, dropsy, irritation of the bladder, gonorrhea, etc. Dose of fluid extract of *E. canaden'se*, 30–60 min. (2–4 c.c.). **Oil of e.**, a dense, yellow, hemostatic oil from *E. canaden'se*. Dose, 8–15 min. (0.533–1 c.c.).

Eriodictyon (er''e-o-dik'te-on) [Gr. ἔριον wool + δίκτυον net]. A genus of hydrophyllaceous plants. *E. califor'nicum*, yerba santa, or mountain balm, is useful in bronchitis. Dose of fluid extract, 15–30 min. (1–2 c.c.); of solid extract, 2½–7½ gr. (0.16–0.45 gm.).

Erndtefieber (ern'te-fe-ber) [Ger. for "harvest-fever"]. Same as *Schlammfieber*.

Ernutin (er-nu'tin). A proprietary preparation said to represent the active therapeutic principle of ergot.

Eronimin (er-on'im-in). An agent in colorless crystals: used like digitalin. Dose, $\frac{3}{4}$ gr. (0.05 gm.).

Erosin (e-ro'sin). A golden-brown, crystalline substance derived from *Chodam'icum lu'teum*. It is tonic, diuretic, and vermifuge.

Erosion (e-ro'zhun) [L. *ero'sio*, from *ero'dere* to eat out]. An eating or gnawing away; a kind of ulceration.

Erosive (e-ro'siv). 1. Causing or characterized by erosion. 2. An eroding agent.

Erotic (e-rot'ik) [Gr. ἐρωτικός]. Pertaining to love or to lust.

Erotism (er'ot-izm). A morbid sexual instinct.

Erotogenic (e-rot-o-jen'ik) [Gr. ἔρως love + γεννᾶν to produce]. Producing erotic feelings.

Erotomania (er-ot-o-ma'ne-ah) [Gr. ἔρως love + *Mania*]. Emotional insanity characterized by exhibitions of extravagant affection for persons of the opposite sex, or by exhibitions of sexual desire.

Erotopath (e-rot'o-path). A person with disordered sexual impulse.

Erotopathy (er-o-top'ath-e) [Gr. ἔρως love + πάθος feeling]. Disorder of the sexual impulse.

Erotosexual (er-o-to-sex'u-al). Pertaining to the genesic impulse.

Erpiol (er'pe-ol). A proprietary preparation of apiol, ergotin, and gossypiin; used in dysmenorrhea and amenorrhea.

Erratic (er-rat'ik) [L. *erra're* to wander]. 1. Roving or wandering. 2. Eccentric; of an unusual type.

Errhine (er'rin) [Gr. ἐν in + ῥίς nose]. 1. Sternutatory; promoting a nasal discharge. 2. A medicine which promotes nasal discharge or secretion.

Eructation (e-ruk-ta'shun) [L. *eructa'tio*, from *eructa're* to belch]. The act of belching, or of casting up wind from the stomach.

Eruption (e-rup'shun) [L. *erup'tio* a breaking out]. 1. The act of breaking out, appearing, or becoming visible. 2. A visible lesion of the skin due to disease, and marked by redness, prominence, or both. **Bullous e.**, an eruption of large blebs or blisters. **Crustaceous e.**, an eruption consisting of crusts. **Drug-e.** See *Dermatitis medicamentosa*. **Erythematous e.**, an eruption consisting of patches of redness. **Macular e.**, an eruption in the form of spots, and due to hemorrhage, congestion, or pigmentation. **Medicinal e.**, an eruption due to the injection of medicines; a drug-eruption. **Papular e.**, an eruption of small solid elevations. **Petechial e.**, an eruption in spots, due to hemorrhage. **Pustular e.**, an eruption of pustules. **Scaly e., Squamous e.**, an eruption consisting of scales. **Tubercular e.**, an eruption of large elevations.

Eruptive (e-rup'tiv). Pertaining to or characterized by eruption.

Erysimin (er-is-im'in). A glucosid from the seeds of a plant, *Erysimum aureum:* used like digitalis.

Erysipelas (er-is-ip'el-as) [Gr. ἐρυθρός red + πέλλα skin]. An acute febrile, somewhat contagious disease, believed to be due to the presence of *Streptococ'cus erysipel'atis*, and marked by chill, fever, and intense local redness of the skin and mucous membranes. The eruption, which begins on the first or second day, consists of dark-red, spreading patches of erythema, with edema and infiltration of the underlying tissues. The affected parts become swollen and painful, and there are intense itching and burning. The eruption begins to disappear about the fourth day, and the patient begins to convalesce after eight days. The disease is frequently complicated by the presence of suppression of urine, albuminuria, pyemia, and edema of the glottis. Idiopathic erysipelas generally ends in recovery; but the traumatic and phlegmonous varieties are often fatal, and the gangrenous is always so. **Ambulant e.** is marked by the eruption recurring at various points. **Facial e.**, erysipelas that affects the face, which is marked by an area of swelling, redness, and itching. **Gangrenous e.**, a variety which is characterized by sloughing. It is always fatal. **E. gra've inter'num**, e. in the vagina, uterus, and peritoneum: a form of puerperal fever. **Idiopathic e.**, that which does not follow a trauma. It occurs usually on the face or scalp, and follows the usual mild course, invariably ending in recovery unless complicated with some other affection. **Malignant e.**, one of the forms of puerperal fever. **Migrant e.**, a form in which the morbid process disappears successively from various parts of the body to reappear elsewhere. Called also *Wandering e.* **E. per'stans**, an erysipelas-like eruption sometimes seen in conjunction with lupus erythematosus. **Phlegmonous e.**, that which is marked by subcutaneous suppuration. **E. postulo'sum.**, vesicular erysipelas in which the vesicles become filled with pus. **Recurrent e.**, a mild form, chiefly facial, and prone to recur: considered by some a pseudo-erysipelas. **Relapsing e.**, a chronic type of erysipelatous disease, often associated with deep-seated suppuration. **Swine-e.**, a contagious disease of young swine attended with fever and the formation of red blotches on the neck and body. Called also *Rouget du porc*. **Surgical** or **Traumatic e.** follows a wound or surgical operation. **E.-toxin**, a toxin obtained from cultures of the *Streptococ'cus erysipel'atis* and used in treating malignant growths. **E. verruco'sum**, erysipelas having a warty appearance. **E. vesiculo'sum**, a variety marked by vesicles or bullæ. **Wandering e.** See *Migrant e.* **White e.**, edema of an erysipelatous nature, but without apparent dilatation of the blood-vessels. **Zoönotic e.** Same as *Erysipeloid*.

Erysipelatous (er''is-ip-el'at-us). Pertaining to or of the nature of erysipelas.

Erysipelococcus (er-is-ip''el-o-kok'us). The streptococcus of erysipelas.

Erysipeloid (er-is-ip'el-oid) [*Erysipelas* + Gr. εἶδος form]. An infective dermatitis due to the absorption of putrescent animal matter by the skin: it resembles erysipelas, but is without fever. It is caused by *Streptothrix Rosenbachii*.

Erysipelotoxin (er-is-ip''el-o-tok'sin). The toxin of erysipelas.

Erythema (er-ith-e'mah) [L., from Gr. ἐρύθημα redness]. A morbid redness of the skin due to congestion of the capillaries, of many varieties; rose-rash. **Acrodynic e.**, a form characterized by red spots on the hands and soles, due to a toxic action upon the spinal cord. **E. annula're**, a form with rounded lesions, each with a raised margin. **E. calor'icum**, a form resulting from exposure to heat or cold, or both: also to exposure to the chemic rays of light. **E. congesti'vum**, a variety with a congestion of the skin. Called also *Simple e.* **E. eleva'tum diu'tinum**, e. having firm, persistent, nodular elevations. **E. hyperæ'mica.** Same as *E. simplex*. **E. indura'tum**, a rare disease marked by one or more deep-seated nodules, generally on the legs. The nodules enlarge, becoming red, violaceous, or livid in color. The indurations may break down, resulting in an indolent, deep-seated ulcer. **Inflammatory e.**, any form of erythema in which dermatitis is a pronounced feature. **E. intertri'go**, intertrigo. **E. multifor'me**, an acute skin-disease with variously formed papules, tubercles, and macules, which last for several days and are attended with slight burning and itching. The disease is accompanied by headache and gouty pains, and results from rheumatic or gouty states, from disturbances of digestion, etc. The lesions may appear as separate rings (*E. annula're*), as concentric rings (*E. i'ris*), in dish-shaped patches with elevated edge (*E. margina'tum*), or in a variously figured arrangement (*E. figura'tum*). **E. neonato'rum**, a diffuse redness of the skin of a very young infant: usually temporary. **E. nodo'sum**, an acute inflammatory skin-disease marked by tender red nodules, due to exudation of blood and serum, and accompanied by intense itching and burning. The lesions appear in successive patches and the disease lasts several weeks. **E. paratrim'ma**, a skin-inflammation, the first stage of an incipient bed-sore. **E. per'nio**, chilblain. **E. pudicit'iæ**, morbid flushing. **E. scarlatinifor'me**, a febrile affection attended with a rash much resembling that of scarlatina: it is liable to frequent recurrence, and is sometimes an exfoliative dermatitis. **E. sim'plex**, a disease marked by the development of patches of redness, with little or no itching. It may be due to irritation, to pressure, to excessive heat, to poisons, to digestive disturbance, or may occur idiopathically. **Symptomatic e.**, skin-hyperemia in non-elevated patches: it may be either idiopathic or symptomatic. **E. traumat'icum**, a local affection due to friction or pressure. **E. venena'tum**, that which is due to a poison: mainly that of *Rhus toxicoden'dron*.

Erythematous (er-ith-em'at-us). Of the nature of erythema.

Erythemia (er-e-the'me-ah). Same as *Erythrocythemia*.

Erythra (er'ith-rah). An eruption of the skin; also the menstrua vera.

Erythræa (er-ith-re'ah) [Gr. ἐρυθραῖος red]. A genus of red-flowered gentianaceous plants. *E. centaure'um* is the lesser (European) centaury. This and various other species are tonic and stomachic. See *Centaury*.

Erythrasma (er-ith-raz'mah) [Gr. ἐρυθρός red]. A chronic contagious skin disease due to the presence of *Micros'poron minutis'simum* (*Discomy'ces minutis'simus*). It is marked by the development of red or brownish patches on the inner side of the thigh, on the scrotum, and in the axilla.

Erythremia, Erythræmia (er-ith-re'me-ah) [Gr. ἐρυθρός red + αἷμα blood]. Pathologic overproduction of red blood-corpuscles with enlargement of the spleen and cyanosis.

Erythremomegalalgia, Erythremomelalgia (er''ith-re-mo-meg-al-al'je-ah, er-ith''-re-mo-mel-al'je-ah) [Gr. ἐρυθρός red + μέλος limb + ἄλγος pain]. See *Erythromelalgia*.

Erythrism (er'ith-rizm). Redness of the hair and beard.

Erythrite, Erythrol (er'ith-rīt, er'ith-rol). An alcohol, $C_4H_6(OH_4)$, from litmus and from the red-snow microörganism.

Erythroblast (er-ith'ro-blast) [Gr. ἐρυθρός red + βλαστός germ]. A rudimentary red blood-corpuscle.

Erythrochloropia (er-ith''ro-klo-ro'pe-ah) [Gr. ἐρυθρός red + χλωρός green + ὤψ eye]. Ability to distinguish red and green, but not blue or yellow.

Erythrocyte (er-ith'ro-sīt) [Gr. ἐρυθρός red + κύτος cell]. A red blood-corpuscle. **Orthochromatic e.**, erythrocyte that stain with acid stains only.

Erythrocytic (er''ith-ro-sit'ik). Pertaining to red corpuscles.

Erythrocytolysis (er''ith-ro-si-tol'is-is) [*Erythrocyte* + Gr. λύσις solution]. A morphologic change in red blood-corpuscles, consisting in the escape from them of the soluble constituents, followed by reduction in the volume of the corpuscles. Called also *Plasmolysis*.

Erythrocytometer (er''ith-ro-si-tom'et-er) [*Erythrocyte* + Gr. μέτρον measure]. A device for numbering the red blood-corpuscles.

Erythrocyto-opsonin (er''ith-ro-si''to-op-so'nin) [*Erythrocyte* + *Opsonin*]. An opsonin that has opsonic action on red blood-corpuscles. Called also *Hemopsonin*.

Erythrocytorrhexis (er''ith-ro-si-to-rex'is) [*Erythrocyte* + Gr. ῥῆξις rending]. A morphologic change in red blood-corpuscles, consisting in the escape from the corpuscles of round, shining granules and splitting off of particles. Called also *Plasmorrhexis*.

Erythrocytoschisis (er''ith-ro-si-tos'kis-is) [*Erythrocyte* + Gr. σχίσις division]. A morphologic change in red blood-corpuscles, in which the corpuscles degenerate into dish-like bodies similar to the blood-platelets. Called also *Plasmoschisis*.

Erythrocytosis (er''ith-ro-si-to'sis). The occurrence of the fetal form of red corpuscles and of nucleated red cells in the lymphatic tissues.

Erythrodermatitis (er''ith-ro-der-mat-i'tis) [Gr. ἐρυθρός red + *Dermatitis*]. Inflammation of the skin with redness.

Erythrodermia (er''ith-ro-der'me-ah) [Gr. ἐρυθρός red + δέρμα skin]. Abnormal redness of the skin.

Erythrodextrin (er''ith-ro-dex'trin). A dextrin which is turned red by iodin and changed by various digestive ferments into maltose.

Erythrogranulose (er''ith-ro-gran'u-lōs). A granulose which is colored red by iodin.

Erythrol (er'ith-rol). 1. Same as *Erythrite*. 2. A double iodid of bismuth and cinchonidin: antiseptic and tonic. **E. nitrate**, nitro-erythrol (q.v.): it has been employed as a vasodilator. **E. tetranitrate**, a crystalline compound, $(CH_2ONO_2)_2(CHO.NO_2)_2$, a product of the nitration of erythrite. It is used, like nitroglycerin, as a vasodilator in asthma, angina pectoris, heart-affections, etc. Dose, ½–1 gr. (0.03–0.06 gm.).

Erythrolysin (er-ith-rol'is-in). Any substance capable of causing erythrolysis.

Erythrolysis (er-ith-rol'is-is). Erythrocytolysis.

Erythromelalgia (er''ith-ro-mel-al'je-ah) [Gr. ἐρυθρός red + μέλος limb + ἄλγος pain]. A nervous disease marked by redness and neuralgic or burning pain in the sole of the foot, and by red flushing of the extremity. The pain is increased on walking and by a dependent position of the limb. The disease is very obstinate and its pathology is uncertain, it being variously attributed to disease of the spinal cord, neuritis of peripheral nerves, and vasomotor neurosis.

Erythromelia (er''ith-ro-me'le-ah) [Gr. ἐρυθρός red + μέλος limb]. A disease distinct from erythromelalgia, marked by painless progressive redness of the skin, radiating from the central part to the periphery, and situated on the extensor surfaces of the legs and arms.

Erythrophage (er'ith-ro-fāj) [Gr. ἐρυθρός red + φαγεῖν to eat]. A phagocyte which absorbs the blood-pigments and destroys the red corpuscles.

Erythrophagous (er-ith-rof'ag-us) [Gr. ἐρυθρός red + φαγεῖν to eat]. Destructive to the red corpuscles and blood-pigment.

Erythrophil (er'ith-ro-fil) [Gr. ἐρυθρός red + φιλεῖν to love]. 1. Easily taking red stains. 2. A cell or other element that is easily stained red.

Erythrophilous (er-ith-rof'il-us). Easily stained with red.

Erythrophlein (er-ith-ro-fle'in) [Gr. ἐρυθρός red + φλοιός bark]. A poisonous alkaloid from cascabark, with local anesthetic, cardiant, and paralyzant properties.

Erythrophlœum (er-ith-ro-fle'um) [Gr. ἐρυθρός red + φλοιός bark]. A genus of leguminous trees. *E. guinen'se* affords casca, mancona, or sassy bark, an African ordeal poison. Dose of *fluid extract*, 5–15 min. (0.333–1 c.c.).

Erythrophobia (er''ith-ro-fo'be-ah) [Gr. ἐρυθρός red + φόβος fear]. A neurotic manifestation marked by blushing on the slightest provocation.

Erythrophose (er'ith-ro-fōz) [Gr. ἐρυθρός red + φῶς light]. Any red phose. See *Phose*.

Erythropia, Erythropsia (er-ith-ro'pe-ah, er-ith-rop'se-ah) [Gr. ἐρυθρός red + ὄψις vision]. A state in which objects appear to have a red tinge.

Erythropsin (er-ith-rop'sin) [Gr. ἐρυθρός red + ὄψις vision]. The visual purple. See *Rhodopsin*.

Erythropyknosis (er''ith-ro-pik-no'sis) [Gr. ἐρυθρός red + *Pyknosis*]. Same as *Pyknosis*.

Erythrorrhexis (er''ith-ro-reks'is) [Gr. ἐρυθρός red + ῥῆξις rupture]. Same as *Erythrocytorrhexis*.

Erythrosin (er-ith-ro'sin). A substance used as a histologic stain.

Erythrosinophil (er''ith-ro-sin'o-fil) [*Erythrosin* + Gr. φιλεῖν to love]. Readily stainable with erythrosin.

Erythroxylin (er-ith-rox'il-in) [Gr. ἐρυθρός red + ξύλον wood]. Same as *Cocain*.

Erythroxylon (er-ith-rox'il-on) [Gr. ἐρυθρός red + ξύλον wood]. A genus of South American shrubs and trees. *E. Co'ca* furnishes coca-leaves, which contain the alkaloids cocain and hygrin: the leaves are tonic and cerebral stimulants, and are said to make the user withstand fatigue and hunger. Dose of fluid extract, 1–2 dr. (4–8 c.c.). See *Coca*.

Escalin (es'kal-in). A part of powdered metallic aluminum and glycerin used in gastric ulcer.

Eschar (es'kar) [Gr. ἐσχάρα scab]. A slough produced by burning or by a corrosive application. **Neuropathic e.**, a bed-sore in disease of the spinal cord.

Escharotic (es-kar-ot'ik) [Gr. ἐσχαρωτικός]. 1. Corrosive; capable of producing an eschar. 2. A corrosive or caustic agent.

Eschrolalia, Æschrolalia (es-kro-la'le-ah) [Gr. αἰσχρός indecent + λαλιά babble]. Same as *Coprolalia*.

Eschscholtzia (esh-skōlt'ze-ah). A genus of papaveraceous plants. *E. califor'nica* (California poppy) is a hypnotic and anodyne. Dose of extract, 12–30 gr. (0.77–2 gm.).

Esciorcin (es-e-or'sin). A product, $C_9H_8O_4$, of the action of sodium amalgam on esculetin. It is used in detecting corneal and conjunctival lesions.

Escoquinin (es-ko-kwin'in). A yellowish powder, a compound of quinin and glucosids of horse-chestnut, used like quinin.

Esculin (es'ku-lin) [L. *æs'culus* horse-chestnut]. A glucosid, $C_{15}H_{16}O_9$, from horse-chestnut bark: a febrifuge. Dose, 10–15 gr. (0.66–1 gm.).

Eseridin (es-er'id-in). An alkaloid, $C_{14}H_{23}N_3O_3$, from calabar bean, in colorless crystals: it acts like eserin, but is much milder, and is a cathartic. Dose, $\frac{1}{10}$–$\frac{1}{4}$ gr. (0.006–0.02 gm.).

Eserin (es'er-in) [*Esere*, an African name of the calabar bean]. Same as *Physostigmin*. **E.-pilocarpin**, a preparation used as a colic-powder for horses and as a purge for cows. Hypodermic dose, 6 gr. (0.4 gm.).

Esmarch (es'mark). 1. An Esmarch bandage. See *Bandage*. 2. To treat with an Esmarch bandage.

Esodic (es-od'ik) [Gr. ἔσω within + ὁδός way]. Afferent or centripetal.

Eso-ethmoiditis (es''o-eth-moid-i'tis) [Gr. ἔσω inward + *Ethmoiditis*]. Inflammation within the sinuses of the ethmoid bone.

Esogastritis (es''o-gas-tri'tis) [Gr. ἔσω within + *Gastritis*]. Inflammation of the mucous membrane of the stomach.

Esophagalgia (e-sof-ag-al'je-ah) [*Esophagus* + Gr. ἄλγος pain]. Pain in the esophagus.

Esophageal (e-so-fa'je-al). Pertaining to or belonging to the esophagus.

Esophagectomy (e-sof-aj-ek'to-me) [*Esophagus* + Gr. ἐκτομή excision]. Excision of a portion of the esophagus.

Esophagismus (e-sof-aj-iz'mus). Spasm of the esophagus.

Esophagitis (e-sof-aj-i'tis) [Gr. οἰσοφάγος + -ιτις inflammation]. Inflammation of the esophagus.

Esophagocele (e-so-fag'o-sēl) [Gr. οἰσοφάγος esophagus + κήλη hernia]. Abnormal distention of the esophagus; hernia of the esophagus; protrusion of the mucous and submucous coats of the esophagus through a rupture in the muscular coat, producing a pouch or diverticulum.

Esophagodynia (e-sof''ag-o-din'e-ah) [*Esophagus* + Gr. ὀδύνη pain]. Pain in the esophagus.

Esophago-enterostomy (e-sof''ag-o-en-ter-os'to-me) [Gr. οἰσοφάγος esophagus + ἔντερον intestine + στόμα mouth]. The operation of suturing the esophagus to the duodenum and excising the stomach. This is Schlatter's operation for total extirpation of the stomach.

Esophagojejunogastrostomosis (e-sof''ag-o-je''juno-gas''tros-to-mo'sis). The operation of mobilizing a loop of jejunum and implanting its proximal end in the esophagus and its distal end in the stomach: done in cases of esophageal stricture.

Esophagomalacia (e-sof''ag-o-mal-a'she-ah) [Gr. οἰσοφάγος esophagus + μαλακιά softness]. Softening of the walls of the esophagus.

Esophagometer (e-sof-ag-om'et-er) [*Esophagus* + Gr. μέτρον measure]. An instrument for measuring the length of the esophagus.

Esophagomycosis (e-sof''ag-o-mi-ko'sis) [Gr. οἰσοφάγος esophagus + μύκης fungus]. Any disease of the esophagus caused by fungi.

Esophagoplasty (e-sof-ag'o-plas-te) [*Esophagus* + Gr. πλάσσειν to form]. A plastic operation on the esophagus.

Esophagoptosis (e-sof-ag-op-to'sis) [*Esophagus* + Gr. πτῶσις falling]. Prolapse of the esophagus.

Esophagoscope (e-so-fag'os-kōp) [*Esophagus* + Gr. σκοπεῖν to view]. An instrument for examining the interior of the esophagus by artificial light.

Esophagoscopy (e-sof-ag-os'ko-pe). The exploration of the esophagus.

Esophagospasm (e-so-fag'o-spazm) [*Esophagus* + *Spasm*]. Spasm of the esophagus.

Esophagostenosis (e-sof''ag-o-sten-o'sis) [Gr. οἰσοφάγος esophagus + στένωσις constriction]. Stricture or constriction of the esophagus.

Esophagostoma (e''sof-ag-os'to-mah) [Gr. οἰσοφάγος esophagus + στόμα mouth]. An abnormal opening or passage leading into the esophagus.

Esophagostomy (e-sof-ag-os'to-me) [Gr. οἰσοφάγος + στόμα mouth]. The creation of an artificial opening into the esophagus.

Esophagotome (e-sof-ag'o-tōm). A cutting-instrument for use in esophagotomy.

Esophagotomy (e-sof-ag-ot'o-me) [Gr. οἰσοφάγος esophagus + τομή a cut]. The opening of the esophagus by an incision.

Esophagus, Œsophagus (e-sof'ag-us) [Gr. οἴσειν to carry + φάγημα food]. The gullet; a musculomembranous canal extending from the pharynx to the stomach.

Esophoria (es-o-fo're-ah) [Gr. ἔσω inward + φέρειν to bear]. Convergent strabismus or tendency thereto; abnormal tendency of the visual axes to converge.

Esophoric (es-o-for'ik). Characterized by esophoria.

Esosphenoiditis (es''o-sfe-noid-i'tis) [Gr. ἔσω within + *Sphenoid*]. Osteomyelitis of the sphenoid bone.

Esoteric (es-o-ter'ik) [Gr. ἔσώτερος within]. Arising within the organism.

Esothyropexy (es-o-thi'ro-pek-se). See *Exothyropexia*.

Esotropia (es-o-tro'pe-ah) [Gr. ἔσω inward + τρέπειν to turn]. A manifest turning inward of the eyes; convergent strabismus, or cross-eye.

Espnoic (esp-no'ik) [Gr. ἐς into + πνοή vapor, blast]. Pertaining to the injection of vapors or gases.

Essence (es'sens) [L. *essen'tia* quality or being]. 1. That which is or necessarily exists as the cause of the properties of a body. 2. A solution of a volatile oil in alcohol.

Essential (es-sen'shal) [L. *essentia'lis*]. 1. Constituting the necessary or inherent part of a thing; giving a substance its peculiar and necessary qualities. 2. Idiopathic; self-existing; having no obvious external exciting cause.

Ester (es'ter). Any compound ether. See under *Ether*.

Esthesioblast (es-the'ze-o-blast) [Gr. αἴσθησις feeling + βλαστός germ]. A ganglioblast; an embryonic cell of the spinal ganglia.

Esthesiogen (es-the'ze-o-jen) [Gr. αἴσθησις feeling + γενής producing]. A substance which in certain conditions of the body is supposed to produce symptoms of excitation when brought near or into contact with the person.

Esthesiogenic (es-the-ze-o-jen'ik). Producing sensation.

Esthesiomania (es-the-ze-o-ma'ne-ah) [Gr. αἴσθησις feeling + μανία madness]. Insanity with perversion of the senses.

Esthesiomene (es-the-ze-om'en-e). An incorrect form of *Esthiomene*.

Esthesiometer (es-the-ze-om'et-er) [Gr. αἴσθησις sensation + μέτρον measure]. An instrument for measuring tactile sensibility.

Esthesioneure (es-the'ze-o-nūr) [Gr. αἴσθησις sensation + νεῦρον nerve]. A sensory neuron.

Esthesioneurosis (es-the''se-o-nu-ro'sis) [Gr. αἴσθησις feeling + *Neurosis*]. Any disorder of the sensory nerves.

Esthesiophysiology (es-the''ze-o-fiz-e-ol'o-je) [Gr. αἴσθησις feeling + *Physiology*]. The physiology of the perceptive faculties.

Esthesodic (es-the-sod'ik) [Gr. αἴσθησις feeling + ὁδός path]. Conveying sense-impressions.

Esthiomene, Esthiomenus (es-the-om'en-e, es-the-om'en-us) [Gr. ἐσθιομένος eating]. 1. An old name for lupus and other rodent skin diseases. 2. Tubercular lupus of the genital organs.

Estivo-autumnal (es''tiv-o-aw-tum'nal). Pertaining to the summer and autumn: a term applied to a form of malarial fever. See under *Fever*.

Estlander's operation. See *Operation*.

Eston (es'ton). Monobasic aluminum acetate.

Estoral (es'to-ral). A white crystalline compound of boric acid and menthol: used by insufflation in rhinitis and coryza.

Estrual, Œstrual (es'tru-al) [L. *æs'trum* gadfly, orgasm]. Pertaining to the rutting of animals.

Estruation (es-tru-a'shun) [L. *æs'trum*; Gr. οἶστρος gadfly, rut]. The sexual ardor of animals at the season of copulation; rutting.

Estrum, Œstrum (es'trum) [L. *æs'trum* gadfly, orgasm; Gr. οἶστρος]. The orgasm, or crisis of venereal excitement.

Etat mamelonné (a-tah' mah-ma-yo-na') [Fr.]. Hyperplasia of the mucous membrane of the stomach in chronic gastritis, resulting in the formation of small elevations.

Ethene chlorid (eth-en'). Same as *Ethylene dichlorid*.

Etheogenesis (e-the-o-jen'es-is). Non-sexual reproduction in male gametes of protozoa.

Ether (e'ther) [Gr. αἰθήρ air; L. *æ'ther*]. 1. A fluid of the utmost tenuity, which is conceived to fill all space, and to serve as a medium for the transmission of waves of heat and light. Called also *Luminiferous ether*. 2. Ethyl oxid, $(C_2H_5)O$, a highly volatile liquid, obtained by the action of strong sulphuric acid upon ordinary alcohol. **Absolute e.** is a liquid of peculiar odor and burning taste, with a specific gravity of 0.71. *Ordinary e.*, or *Dilute e.*, contains 83 per cent. of ether and 17 per cent. of alcohol. *Stronger e.* (*æ'ther for'tior*) contains 4 per cent. of alcohol. Ether is used chiefly as an anesthetic, by inhalation: it is used also internally as an antispasmodic and heart-stimulant, hypodermically as an anodyne and a stimulant in collapse; and in the form of spray to produce local anesthesia by chilling. Dose, 30 min.–½ fl. oz. (2–16 c.c.); hypodermically, 1 dr. (4 c.c.). Dose of spirit of ether, 1 dr. (4 c.c.); compound spirit of ether (Hoffmann's anodyne), ½–1 dr. (2–4 c.c.). 3. A term applied to various volatile liquids, mostly containing ethylic ether or resembling it. 4. Any member of a group of bodies resembling ordinary ether in composition. Such are methyl, propyl, amyl, and butyl ethers: these are double hydrocarbon radicals united with oxygen. **Acetic e.**, ethyl acetate. **Chloric e.**, a mixture of chloroform and alcohol. **Compound e.**, any compound of a univalent fatty hydrocarbon with an acid. Compound ethers are also called *Esters*. **E.-cone**, an apparatus for the administration of ether by inhalation. **Formic e.**, ethyl formate. **Hydramyl e.**, hydramyl and ethylic ether in equal parts: a local and general anesthetic. **Hydriodic e.**, ethyl iodid. **Hydrobromic e.**, ethyl bromid. **Hydrochloric e.**, ethyl chlorid. **Luminiferous e.** See *Ether*, first definition. **Methyl e.**, methyl oxid, $(CH_3)_2O$: a liquid anesthetic. **Mixed e.**, any ether containing two distinct hydrocarbons. **Nitrous e.**, ethyl nitrite. **Stronger e.**, ethylic ether with 4 per cent. of alcohol. **Sulphur e.** See *Thio-e.* **Sulphuric e.**, ordinary ether: so called because made with sulphuric acid. **Thio-e.**, a sulphur-ether; an ether in which sulphur replaces oxygen.

Ethereal (e-the're-al). 1. Pertaining to, prepared with, containing, or resembling, ether. 2. Evanescent; delicate.

Etherification (e''ther-if-ik-a'shun). The process of forming an ether from alcohol.

Etherin (e'ther-in). A poison extractable by ether from the bodies of tubercle bacilli. Called also *Etherobacillin*. See *Chloroformin*, *Benzenin*, and *Xylenin*.

Etherion (e-the're-on). A gas said to have been discovered in 1898 in the atmosphere: said to be about $\frac{1}{70000}$ part as dense as hydrogen, and to exist in less than $\frac{1}{7000000}$ part of its proportion in the air.

Etherization (e''ther-iz-a'shun). The administration of ether by inhalation, and the consequent production of anesthesia.

Etherize (e'ther-īz). To put under the anesthetic influence of ether.

Etherobacillin (e''ther-o-bas-il'lin). See *Etherin*.

Etheromania (e''ther-o-ma'ne-ah). Uncontrollable addiction to the use of ether as a stimulant.

Ethidene (eth'id-ēn). The bivalent radical, C_2H_4; ethylidene. **E. chlorid** is a colorless, volatile, anesthetic fluid, CH_3CHCl_2, with the taste and smell of chloroform. It is used like chloroform, but is more dangerous. **E. diamin**, a harmful ptomain, $C_2H_8N_2$, from fish.

Ethiopification (e-the-op''if-ik-a'shun) [Gr. αἰθίοψ negro + L. *fa'cere* to make]. The blackening of the skin by the use of silver or other metallic agents.

Ethmocarditis (eth''mo-kar-di'tis) [Gr. ἠθμός sieve + καρδία heart]. Inflammation of the connective tissue of the heart.

Ethmocephalus (eth-mo-sef'al-us) [Gr. ἠθμός sieve + κεφαλή head]. A monster with an imperfect head, more or less union of the eyes, and a rudimentary nose, often displaced upward.

Ethmoid (eth'moid) [Gr. ἠθμός sieve + εἶδος form]. 1. Cribriform; sieve-like. 2. Pertaining to the ethmoid bone. **E. bone.** See *Bone*.

Ethmoidal (eth-moid'al). Of or pertaining to the ethmoid bone.

Ethmoiditis (eth-moid-i'tis). Inflammation of the ethmoid bone.

Ethmoturbinal (eth-mo-ter'bin-al). The superior and middle turbinated bones.

Ethmyphitis (eth-me-fi'tis) [Gr. ἠθμός sieve + ὑφή tissue]. Inflammation of the cellular tissue; cellulitis.

Ethnography (eth-nog'raf-e) [Gr. ἔθνος race + γράφειν to write]. A description of the races of men.

Ethnology (eth-nol'o-je) [Gr. ἔθνος race + λόγος treatise]. The science which deals with the races of men, their descent, relationship, etc.

Ethoxycaffein (e-thox-e-kaf'fe-in) [*Ethyl* + *Oxygen* + *Caffein*]. A crystalline substance, $C_{10}H_{14}N_4O_3$. It is narcotic and diuretic, and is recommended for hemicrania and the pains of herpes zoster. Dose, 4 gr. (0.25 gm.).

Ethydene (eth'id-ēn). See *Ethidene*.

Ethyl (eth'il) [*Ether* + Gr. ὕλη matter]. The univalent alcohol radical, C_2H_5. **E. acetate**, a liquid, $C_2H_5.C_2H_3O_2$, with odor like ether and a taste like vinegar. It is employed by inhalation, occasionally internally, as a stimulant and antispasmodic in colic, bronchial irritation, and syncope. Dose, 30 min. (2 c.c.). Called also *Acetic ether*. **E. alcohol**, the ordinary alcohol of commerce and pharmacy. See *Alcohol*. **E. bromid**, a colorless volatile liquid, C_2H_5Br, of sweetish taste and ethereal odor; an unsafe anesthetic: used like chloroform, especially for minor operations; also as a sedative in hysteria, epilepsy, etc. **E. carbamate.** See *Urethan*. **E. carbanilid.** See *Euphorin*. **E. chlorid**, a colorless inflammable liquid, C_2H_5Cl, used as a local anesthetic and stimulant. It is applied in the

form of a spray, impelled from the containing-tube by the heat of the hand. Called also *Hydrochloric ether*. **E. diacetate,** a material which has been used in urinary tests. **E. formate,** a volatile antispasmodic and anesthetic liquid, $_2H_5.CHO_2$. Called also *Formic ether*. **E. hydrate,** ordinary or ethylic alcohol. **E. iodid,** a colorless liquid, C_2H_5I: used as an antispasmodic, alterative, and resorbent by inhalation and by the mouth for relieving asthma, dyspnea, etc. Dose, 15 min. (1 gm.). Called also *Hydriodic ether*. **E. nitrate** has been employed as a vasodilator, but is not very effective. **E. nitrite,** nitrous ether, $C_2H_5.NO_2$; a liquid which is mixed with alcohol to form sweet spirit of niter (*spir'itus æth'eris nitro'si*), which is used as a diuretic, diaphoretic, anodyne, and antispasmodic. Dose, 20–60 min. (1.33–4 c.c.). **E. phenacetin,** a yellow oil, $C_6H_4(OC_2H_5)N(C_2H_5)CH_3CO$: hypnotic. **E. pyoktanin,** an auramin derivative: actively antiseptic. **E. sulphid,** a strong-smelling principle which exists in dogs' urine.

Ethylamin (eth-il-am'in). A liquid ptomain, $C_2H_5NH_2$, from decaying plant-tissue: possessing many of the properties of ammonia. **E. urate** is employed as a remedy for gout and gravel.

Ethylate (eth'il-āt). Any compound of ethyl alcohol in which the hydrogen of the hydroxyl is replaced by a base.

Ethylchloralurethan (eth''il-klo''ral-u'reth-ān). Same as *Somnal*.

Ethylene (eth'il-ēn). Olefiant gas; a colorless, poisonous, inflammable gas, C_2H_4, forming the essential part of illuminating-gas. **E. bichlorid, E. dichlorid,** Dutch liquid; an oily liquid compound, $C_2H_4Cl_2$: used as a local and general anesthetic, but not much employed. **E. bromid,** a brownish oily liquid, $C_2H_4Br_2$: used in epilepsy. Dose, 4–6 min. (0.24–0.36 c.c.); for children, 10–20 min. (0.666–1.33 c.c.) of 5 per cent. solution.

Ethylenediamin (eth''il-ēn-di-am'in). A non-poisonous base, $C_2H_8N_2$: it is used in preparing lysidin and piperazin. **E. cresol, E. tricresol,** a colorless antiseptic fluid for external use.

Ethylene-ethenyl-diamin (eth''il-ēn-eth-en''il-di-am'in). Same as *Lysidin*.

Ethylene-imid, Ethylene-imin (eth''il-ēn-im'id, eth''il-ēn-im'in). A non-poisonous base, C_2H_5N, obtainable from cholera-bacillus cultures.

Ethylidene (eth-il'id-ēn). A bivalent radical, C_2H_4; ethidene. See *Ethidene*. **E.-diamin,** a highly poisonous base, $C_2H_8N_2 = CH_3.CH(NH_2)_2$, from decaying fish.

Ethylism (eth'il-izm). Poisoning or intoxication by ethyl alcohol.

Ethylphenylcarbamate (eth''il-fen-il-kar'bam-āt). See *Euphorin*.

Ethylthallin (eth-il-thal'lin). A basic phenol derivative, $C_{12}H_{17}NO$: antipyretic.

Ethylurethan (eth-il-u'reth-an). See *Urethan*.

Etiolation (e''te-o-la'shun). Paleness due to the exclusion of light.

Etiologic, Etiological (e''ti-o-loj'ik, e''te-o-loj'ik-al). Pertaining to etiology, or to the causes of disease.

Etiology (e-te-ol'o-je) [Gr. *αἰτία* cause + *λόγος* discourse]. The study or theory of the causation of any disease; the sum of knowledge regarding causes.

Etiquette, Professional (et'e-ket). Medical ethics.

Etrotomy (e-trot'o-me) [Gr. *ἦτρον* hypogastrium + *τέμνειν* to cut]. Pelvic section.

Eubiose (u-bi'ōs). A proprietary preparation of hematogen.

Eucaform (u'kaf-orm). A proprietary liquid antiseptic preparation of eucalyptol, formaldehyd, and other disinfectants. Dose, 1 dr. (4 c.c.).

Eucain (u-ka'in). A preparation recommended as a valuable local anesthetic. It is said to be methyl-benzoyl-tetramethyloxy-piperidin-carboxylic acid methyl ester. **Alpha-e.** or **Eucain A,** a crystalline compound, $C_{19}H_{27}NO_4$, or benzoyl-methyl-tetra-methyl-γ-oxypiperidin-carboxylic-methyl-ester. Its hydrochlorate is used as a local anesthetic. **Beta-e.** or **Eucain B,** a crystalline compound, $C_{15}H_{21}NO_2.HCl$, or benzoyl-vinyldiaceton-alkamin hydrochlorid. It is used like cocain as a local anesthetic in 2 per cent. solution. It is said to be more active and less toxic than the latter. **Beta-e. lactate** is used like *beta-e.*, but is more soluble.

Eucalol (u'kal-ol). A proprietary antiseptic and catarrh cure.

Eucalypten (u-kal-ip'ten). A hydrocarbon, $C_{10}H_{16}$, obtainable from eucalyptol. **E. hydrochlorid,** an intestinal antiseptic. Dose, 20–30 gr. (1.33–2 gm.).

Eucalypteol (u-kal-ip'te-ol). A white crystalline substance, $C_{10}H_{16}2HCl$, or terpilene dihydrochlorate, used as an intestinal antiseptic.

Eucalyptol (u-kal-ip'tol). A thin, colorless liquid, $C_{10}H_{18}O$, with a camphor-like odor, obtainable from the volatile oil of eucalyptus. It is deodorant, disinfectant, and antiperiodic, and is used in malaria, asthma, bronchitis, urethritis, diseases of the ear, and externally as an antiseptic in wounds, ulcers, and various discharges (as leukorrhea), as an antiseptic by inhalation and atomization in fetid bronchitis, diphtheria, etc. Dose, 5–15 min. (0.333–1 c.c.).

Eucalyptoresorcin (u-kal-ip''to-re-sor'sin). An antiseptic compound of eucalyptol and resorcin.

Eucalyptus (u-kal-ip'tus) [Gr. *εὐ* well + *καλυπτός* covered]. A genus of myrtaceous trees and shrubs, chiefly Australian, of many species. The leaves of *E. glob'ulus*, or blue gum, and other species afford oil of eucalyptus. It is astringent, tonic, antiseptic, deodorant, all its medicinal properties depending on the eucalyptol that it contains. It is used as a diaphoretic and stimulant, and antispasmodic in asthma, bronchitis, and malaria, as an antiseptic in wound-discharges, and chronic catarrhs. The *fluid extract* prepared from the leaves of *E. glob'ulus*, is antiperiodic, alterative, and antiseptic. Dose, 10–60 min. (0.666–4 c.c.); of the tincture, 30–120 min. (2–8 c.c.). **Oil of e.,** a volatile oil obtained from the leaves of many of the eucalypts, chiefly *E. glob'ulus:* antiseptic, stimulant, and antiperiodic. Dose, 5–10 min, (0.333–0.666 c.c.).

Eucasin (u-ka'sin). A proprietary casein preparation.

Euchinin (u-kin'in) [Gr. *εὖ* well, good + *Chinin*]. A compound formed by the action of ethyl-chlorocarbonate on quinin, in white crystals, $C_2H_5OCO.OC_{20}H_{23}NO_2$: its properties are like those of quinin, but it produces no disagreeable effects. Dose, 15–30 gr. (1–2 gm.).

Euchlorhydria (u-klor-hid're-ah) [Gr. *εὖ* good + *Chlorhydric acid*]. The presence of the normal proportion of free hydrochloric acid in the gastric juice.

Euchlorin (u-klo'rin). A mixture of chlorin and chlorin dioxid, produced by the action of hydrochloric acid upon potassium chlorate: locally antiseptic.

Eucholia (u-ko'le-ah) [Gr. *εὖ* well + *χολή* bile]. Normal condition of the bile.

Eudermol (u-der'mol). A proprietary name for a

salicylate of nicotin, $C_{10}H_{14}N_2C_7H_6O_3$: used in scabies.

Eudesmol (u-des'mol). A white crystalline camphor, $C_{10}H_{16}O$, from oil of eucalyptus. It is insoluble in aqueous solutions, but soluble in alcohol, ether, etc.

Eudiaphoresis (u-di''af-o-re'sis) [Gr. *εὖ* well + *Diaphoresis*]. An easy, natural, or comforting escape of perspiration.

Eudiemorrhysis (u''di-em-or'is-is) [Gr. *εὖ* well + *διά* through + *αἷμα* blood + *ῥύσις* flow]. The normal flow of blood through the capillaries.

Eudiometer (u-de-om'et-er) [Gr. *εὐδία* fine weather + *μέτρον* measure]. An instrument used in testing the purity of the air.

Eudosmol (u-dos'mol). A crystalline camphor, $C_{10}H_{16}O$, from the volatile oil of various species of eucalyptus.

Eudoxin (u-dox'in). A bismuth-salt of nosophen, a reddish-brown, odorless, antiseptic powder, containing 52 per cent. of iodin and 15 per cent. of bismuth: used in catarrhal enteritis. Dose, 5–8 gr. (0.333–0.5 gm.).

Eudrenin (u-dre'nin). A solution of 0.01 gm. ($\frac{1}{6}$ gr.) of eucain hydrochlorid and 0.00003 gm. ($\frac{1}{2000}$ gr.) of adrenalin chlorid in each c.c. (17 min.): used as a local anesthetic.

Euformol (u-for'mol). A proprietary germicide, deodorant, and antiseptic compound.

Eugallol (u-gal'lol). Pyrogallol monoacetate, a dark-yellow, syrupy substance: used in psoriasis and eczema.

Eugenia (u-je'ne-ah). An extensive genus of myrtaceous trees and shrubs. *E. caryophylla'ta* furnishes cloves; *E. pimen'ta* furnishes pimenta. See *Clove*, *Pimenta*, and *Cheken*.

Eugenic acid (u-je'nik). See *Eugenol*.

Eugenics, Eugenetics (u-jen'iks, u-jen-et'iks) [Gr. *εὖ* well + *γεννᾶν* to generate]. The study and cultivation of conditions that may improve the physical and moral qualities of future generations.

Eugenin (u'je-nin). A camphor, $C_{10}H_{12}O_2$, found in cloves, etc.

Eugenoform (u-jen'o-form). The sodium salt of eugenolcarbinol, a white, crystalline powder used as an intestinal disinfectant. Dose, 8–15 gr. (0.52–1 gm.).

Eugenol (u'jen-ol). An oily, liquid principle, $C_{10}H_{12}O_2$, obtainable from oil of cloves, cinnamon, etc. It is an antiseptic and local anesthetic, used in dentistry. Dose, 10–15 min. (0.666–1 c.c.). Called also *Eugenic acid* and *Caryophyllic acid*. **E. acetamid,** an antiseptic and local anesthetic, in shining plates or fine needles: $C_6H_3(3H_5)OCH_2.CONH_2$. **E. benzoate.** See *Benzengenol*.

Euglobulin (u-glob'u-lin). One of the two proteids (the other being pseudoglobulin) of which serum-globulin consists. It is characterized by being precipitated by dialysis.

Eugoform (u'go-form). An odorless white powder formed by the action of formaldehyd on guaiacol and subsequent acetylization: used as a dusting-powder for wounds.

Eukinase (u-kin'ās). A preparation of the intestinal juice of swine, used for stimulating pancreatic digestion.

Eulachon (u'lak-on). The candle-fish, *Thaleichthys pacif'icus:* its oil is used like cod-liver oil.

Eulactol (u-lak'tol) [Gr. *εὖ* well + L. *lac* milk]. A concentrated food preparation of milk and egg.

Eulexin (u-lek'sin). Same as *Ulexin*.

Eulyptol (u-lip'tol). An antiseptic preparation consisting of salicylic acid (6 parts), carbolic acid (1 part), oil of eucalyptus (1 part).

Eumenol (u-me'nol). A non-toxic extract of the root of tangkui, a Chinese plant: useful in amenorrhea and dysmenorrhea. Dose, 1 fl. dr. (3.75 c.c.).

Eumydrin (u-mid'rin). Atropin methylnitrate, a white powder moderately soluble in water. It is used as mydriatic and has been recommended for use in the sweating of pulmonary tuberculosis. Dose, 0.015–0.0375 gr.

Eunatrol (u-na'trol). Sodium oleate; a patented remedy for gall-stones and hepatic disorders. Dose, 15 gr. (1 gm.), in a pill.

Eunoia (u-noi'ah) [Gr. *εὖ* well + *νοῦς* mind]. Alertness or towardness of mind and will.

Eunol (u'nol). See *Alpha-eunol*, *Beta-eunol*.

Eunuch (u'nuk) [Gr. *εὐνή* couch + *ἔχειν* to hold]. A man or boy deprived of the testes, or external genital organs.

Eunuchism (u'nuk-izm). The condition of a castrated male.

Eunuchoid (u'nuk-oid). Noting a fibroid condition of a physiologically inactive testicle; also noting a high-pitched falsetto voice in a man.

Euonymin (u-on'im-in). 1. A resinoid obtained from *Euon'ymus atropurpu'reus*. 2. An aperient and cholagogue principle from the same. Dose, $\frac{1}{2}$–3 gr. (0.022–0.2 gm.).

Euonymus (u-on'im-us) [Gr. *εὖ* well + *ὄνυμα* name]. 1. A genus of celastraceous shrubs and trees. 2. The bark of the root of *E. atropurpu'reus*, wahoo: it is cholagogue, aperient, diuretic, and tonic. Dose of extract, 1–5 gr. (0.066–0.333 gm.); of fluid extract, $\frac{1}{2}$–1 dr. (1.9–3.95 c.c.).

Euophthalmin (u-of-thal'min) [Gr. *εὖ* well + *ὀφθαλμος* eye]. A white crystalline powder, the hydrochloric salt of oxytoluyl-methyl-vinyl-diacetone-alkamin. It is used as a mydriatic in 2 to 5 per cent. solutions.

Eupatorin (u-pat-o'rin). 1. A bitter glucosid from various species of *Eupatorium*. 2. A name for various precipitates derived from *Eupato'rium perfolia'tum:* diaphoretic, aperient, tonic, and stomachic. Dose, 1–4 gr. (0.066–0.266 gm.).

Eupatorium (u-pat-o're-um). A genus of composite-flowered plants. The leaves and tops of *E. perfolia'tum*, boneset or thoroughwort, are tonic, diuretic, diaphoretic, and stomachic. They are used in dyspepsia and in inflammatory and febrile conditions. Dose of fluidextract, 10–60 min. (0.666–4 c.c.).

Euphagia (u-fa'je-ah) [Gr. *εὖ* well + *φαγεῖν* to eat]. A normal and proper manner of eating.

Euphorbia (u-for'be-ah). An extensive genus of trees, shrubs, and herbs; the spurges. They are actively emetic, cathartic, and poisonous. **E. corolla'ta** and **E. Ipecacuan'ha** grow in America, and have been used as emetics, cathartics, and diaphoretics. Dose, 5–20 gr. (0.3–1.25 gm.). **E. Drummon'dii,** an Australian plant, affords drumin. **E. pilulif'era,** a species used for asthma, emphysema, etc., growing in various hot regions. Dose of fluid extract, 30–60 min. (2–4 c.c.). **E. resinif'era** furnishes euphorbium.

Euphorbin (u-for'bin). A dry concentrate prepared from the root of *Euphor'bia corolla'ta:* an arterial sedative, purgative, and expectorant. Dose, 2–4 gr. (0.133–0.266 gm.).

Euphorbium (u-for'be-um). An acrid, irritant gum resin obtained from *Euphor'bia resinif'era*. It was formerly used in medicine as a stimulant and counter-irritant; used in veterinary practice.

Euphoria (u-fo're-ah) [Gr. *εὐφορία*]. Bodily comfort; well-being; absence of pain or distress.

Euphorin (u'fo-rin). Phenyl-urethan; a white,

crystalline powder, $C_9H_4NO_2$, derived from anilin. It is analgesic, antipyretic, and antiseptic, and is used in neuralgia and rheumatism. Dose, 7–15 gr. (0.454–1 gm.).

Euphthalmin hydrochlorid (ūf-thal'min). A colorless crystalline substance, $C_{17}H_{25}NO_3HCl$, derived from eucain B. Its aqueous solution is a strong mydriatic.

Euplastic (u-plas'tik) [Gr. εὖ well + πλαστικόν plastic]. Readily becoming organized; adapted to the formation of tissue.

Eupnea, Eupnœa (ūp-ne'ah) [Gr. εὖ well + πνεῖν to breathe]. Easy or normal respiration.

Euporphin (u-por'fin). Apomorphin brommethylate: used like apomorphin hydrochlorate

Eupurpurin (u-pur'pur-in). A dry concentrate from *Eupato'rium purpu'reum:* it is diuretic.

Eupyrexia (u-pi-reks'e-ah) [Gr. ἐυ well + πῦρ fire], A slight fever in the early stage of an infection, regarded as an attempt on the part of the organism to combat the infection.

Eupyrin (u-pi'rin). The ethyl-carbonate of vanillin in combination with P. phenetidin: said to be a valuable antipyretic. Dose, 15–25 gr. (1.0–1.66 gm.).

Euquinin (u-kwin'in). Same as *Euchinin.*

Euresol (u're-sol). Resorcin monacetate; a yellow, viscid, but pulverizable, substance: used in ointments for skin-diseases.

Eurobin (u-ro'bin). Chrysarobin triacetate: used like chrysarobin.

Europhen (u're-fen). Isobutyl-ortho-cresol iodid; an amorphous, yellow iodoform and iodin substitute. It is applied to chancres and given hypodermically in syphilis. Dose, hypodermically, ¼–1½ gr. (0.016–0.099 gm.).

Europhenol (u-ro-fe'nol). A europhen and ichthyol derivative: used principally in ointments.

Eurotium (u-ro'she-um) [Gr. εὐρώς mould]. A genus of fungi, or moulds. *E. re'pens* is sometimes seen on bread and on preserved fruits. *E. malig'num* is occasionally found in the ear.

Euryon (u're-on) [Gr. εὐρύς wide]. The point at either end of the greatest transverse diameter of the skull.

Eurythrol (u'rith-rol). A thick, honey-like extract of ox's spleen, used for chlorosis and malaria. Dose, 1–2 fl. dr. (3.75–7.50 c.c.) daily.

Euscopol (u-sko'pol). The proprietary name for optically inactive scopolamin hydrobromid.

Eusemin (u-se'min). A mixture of 0.0075 cocain and 0.0005 of adrenalin, used as an anesthetic in eye operations.

Eusoma (u-so'mah). A proprietary echinacea compound: used as an intestinal disinfectant and as a dressing in skin-diseases.

Eustachian (u-sta'ke-an) [named after B. *Eustachi,* an Italian anatomist; d. 1574]. See under *Canal, Tube, Valve,* etc.

Eustachitis (u-sta-ki'tis). Inflammation of the Eustachian tube.

Eustachium (u-sta'ke-um). The Eustachian tube.

Eustrongylus (u-stron'gil-us). See *Strongylus.*

Euthanasia (u-than-a'zhe-ah) [Gr. εὖ well + θάνατος death]. An easy or painless death.

Euthermic (u-ther'mik) [Gr. εὖ well + θέρμη heat]. Promoting warmth.

Euthymol (u-thi'mol). A proprietary antiseptic preparation of eucalyptus and thymol.

Euthyphoria (u-the-fo're-ah) [Gr. εὐθύς straight + φορεῖν to bear]. Normal adjustment of the plane of vision so that it coincides with the plane of the horizon.

Eutocia (u-to'she-ah) [Gr. εὐτοκία]. Safe, easy, or natural parturition, or childbirth.

Eutrepisty (u'tre-pis-te) [Gr. ἐυτρεπής well prepared]. The practice of administering a remedy before an operation to lessen the danger of infection.

Eutrichosis (u-trik-o'sis) [Gr. εὖ well + θρίξ, τρίχος hair]. A normal development of the hair.

Eutrophic (u-trof'ik) [Gr. εὖ well + τροφη nutrition]. Producing healthy nutrition.

Euvaselin (u-vas'el-in). Vaselin the melting-point of which is raised by the addition of ceresin.

Euzone (u'zōn). A white powder said to contain 22 per cent. of hydrogen peroxid.

Evacuant (e-vak'u-ant) [L. *evac'uans* making empty]. 1. Emptying; serving to clear the bowels. 2. A remedy which empties any organ; a cathartic, emetic, or diuretic.

Evacuation (e-vak-u-a'shun) [L. *evacua'tio,* from *e* out + *vac'uus* empty]. 1. An emptying, as of the bowels. 2. A dejection, or stool; material discharged from the bowels.

Evacuator (e-vak'u-a-tor). An instrument for compelling an evacuation, as of the bowels or bladder.

Evaporation (e-vap-o-ra'shun) [L. *e* out + *vapora're* to steam]. Conversion of a liquid or solid into vapor.

Eventration (e-ven-tra'shun) [L. *eventra'tio* disembowelment, from *e* out + *ven'ter* belly]. Protrusion of the bowels from the abdomen, whether congenital or not.

Eversion (e-ver'shun) [L. *ever'sio*]. A turning outward, or inside out.

Evert (e-vert') [L. *e* out + *ver'tere* to turn]. To turn inside out; to turn out.

Évidement (a-vēd-maw') [Fr.]. The operation of scooping out a cavity or a diseased portion of an organ.

Evideur (a-ve-dur') [Fr.]. An instrument for performing évidement.

Evisceration (e-vis-er-a'shun) [L. *eviscera'tio; e* out + *vis'cus* viscus]. 1. Disembowelment; removal of the entrails, or viscera. 2. Removal of the contents of an organ, as the eye. **E. of the eye,** surgical removal of the contents of the eye, the sclera being left intact. **Obstetric e.,** the removal of the abdominal and thoracic viscera of the fetus in order to facilitate delivery. **E. of the orbit,** removal of the contents of the orbit, with scooping out of its periosteal lining.

Evolution (ev-o-lu'shun) [L. *evolu'tio,* from *e* out + *vol'vere* to roll]. 1. An unrolling. 2. A process of development in which an organ or organism becomes more and more complex by the differentiation of its parts; a continuous and progressive change according to certain laws and by means of resident forces. **Spontaneous e.,** the unaided expulsion of a transversely placed fetus without the process of version, or turning.

Evulsion (e-vul'shun) [L. *evul'sio,* from *e* out + *vel'lere* to pluck]. The plucking or tearing out, as of a polypus.

Ex (ex) [L. for "out," "away from"]. A Latin preposition used as a prefix.

Exacerbation (ex-as-er-ba'shun) [L. *ex* over + *acer'bus* harsh]. Increase in the severity of any symptoms or disease.

Exalgin (ex-al'gin) [Gr. ἐξ out + ἄλγος pain]. Methyl-acetanilid, $C_9H_{11}NO$, a benzene derivative: it is used as an analgesic and antipyretic. Dose, ½–4 gr. (0.033–0.26 gm.).

Exanthem, Exanthema (ex-an'them, ex-an-the'-mah), pl. *exanthem'ata* [Gr. ἐξάνθημα eruption].

Any eruptive disease; an eruptive fever; also the eruption which characterizes such a fever. For *Table of Exanthemata,* see pages 284, 285.

Exanthematous (ex-an-them'at-us). Pertaining to, characterized by, or of the nature of, an exanthema.

Exanthrope (ex'an-thrōp) [Gr. ἐξ out + ἄνθρωπος man]. Any source of disease not situated within the human body.

Exanthropic (ex-an-throp'ik). Of the nature of an exanthrope; not situated within the human body.

Exarteritis (ex-ar-te-ri'tis) [*Ex* + *Arteritis*]. Inflammation of the outer arterial coat.

Exarticulation (ex''ar-tik-u-la'shun) [L. *ex* out + *artic'ulus* joint]. Amputation at a joint.

Excavation (ex-ka-va'shun) [L. *excava'tio,* from *ex* out + *ca'vus* hollow]. 1. The act of hollowing out. 2. A hollow, or place that has become hollow. **Atrophic e.,** the cupping of the optic disk which is due to atrophy of the optic nerve-fibers. **Glaucomatous e.,** cupping of the disk which is total, and due to abnormally high intraocular pressure. **E. of the optic disk,** depression of the optic disk below the retinal surface. **Physiologic e.,** partial cupping of the optic disk occurring physiologically.

Excavator (ex'ka-va-tor). A form of scoop or gouge for surgeons' use. **Dental e.,** an instrument for removing decayed portions of a tooth.

Excentric (ex-sen'trik). Same as *Eccentric.*

Excerebration (ex''ser-e-bra'shun) [L. *ex* out + *cer'ebrum* brain]. The removal of the brain, chiefly that of the fetus in embryotomy.

Excernant (ex-ser'nant) [L. *excer'nere* to excrete, to purge]. Causing an evacuation or discharge.

Excipient (ex-sip'e-ent) [L. *excip'iens,* from *ex* out + *cap'ere* to take]. Any more or less inert substance added to a prescription in order to confer a suitable consistency or form to the drug.

Excision (ex-sizh'un) [L. *exci'sio,* from *ex* out + *cæ'dere* to cut]. An act of cutting away or taking out.

Excitability (ex-sī-tab-il'it-e). Readiness to respond to a stimulus; irritability.

Excitable (ex-sīt'a-ble) [L. *excitab'ilis*]. Susceptible of stimulation; responding to a stimulus.

Excitant (ex-sit'ant) [L. *ex* out + *cita're* to call]. Any agent which produces excitation of the vital functions, or of those of the brain.

Excitation (ex-si-ta'shun) [L. *excita'tio: ex* out + *cita're* to call]. An act of irritation or stimulation; a condition of being excited. **Direct e.,** the stimulation of a muscle by placing an electrode on the muscle itself. **Indirect e.,** the stimulation of a muscle through its nerve.

Excitatory (ex-si'ta-to-re). 1. Tending to excitation or stimulation. 2. Tending to disassimilation.

Excitoglandular (ex-si''to-glan'du-lar). Causing activity of the glandular functions.

Excitometabolic (ex-si''to-met-ab-ol'ik). Producing metabolic changes.

Excitomotor (ex-si''to-mo'tor). 1. Tending to produce motion or motor function. 2. An agent which induces motion or functional activity.

Excitomuscular (ex-si''to-mus'ku-lar). Causing muscular motion.

Excitovascular (ex-si''to-vas'ku-lar). Causing vascular changes, with consequent flushings and erections, and (probably) certain skin-diseases.

Exclave (ex'klāv) [L. *ex* out + *cla'vis* key]. A detached part of an organ, as of the pancreas or ovary.

Exclusion (ex-klu'zhun) [L. *exclu'sio,* from *ex* out + *clau'dere* to shut]. The act or process of ejecting, rejecting, or extruding. Specifically, an operation in which a portion of an organ is separated from the rest of the organ, but is not removed from the body. **Diagnosis by e.,** the making of a diagnosis by rejecting one hypothesis after another till the only tenable one remains.

Excochleation (ex-kok-le-a'shun) [L. *ex* out + *coch'lea* spoon]. The operation of curetting or scooping out a cavity.

Excoriation (ex-ko-re-a'shun) [L. *excoria're* to flay, from *ex* out + *co'rium* skin]. Any superficial loss of substance, such as that produced on the skin by scratching.

Excrement (ex'kre-ment) [L. *excremen'tum,* from *ex* out + *cer'nere* to separate]. Fecal matter; matter cast out as waste from the body.

Excrementitious (ex''kre-men-tish'us). Pertaining to or of the nature of excrement; fecal.

Excrescence (ex-kres'ens) [L. *ex* out + *cres'cere* to grow]. Any abnormal outgrowth; a projection of morbid origin.

Excreta ex-krē'tah) [L. pl.]. Matters excreted; waste-matters; materials cast out by the body.

Excrete (ex-krēt') [L. *excer'nere*]. 1. To throw off, as waste-matter, by a normal discharge. 2. Any excreted or discharged waste-matter.

Excretin (ex'kre-tin). A crystalline compound, $C_{20}H_{36}O$, derivable from human feces.

Excretion (ex-kre'shun) [L. *excre'tio*]. 1. The act, process, or function of excreting. 2. The material elaborated by the process of excreting.

Excretory (ex-kre'to-re). Of or pertaining to or subserving excretion.

Excursion (ex-kur'shun) [L. *excur'sio,* from *ex* out + *cur'rere* to run]. A wandering off from, as of the eyes from a midposition.

Exencephalia (ex''en-sef-a'le-ah) [Gr. ἐξ out + ἐγκέφαλος brain]. Congenital exposure of the brain of a teratism.

Exencephalous (ex-en-sef'al-us). Characterized by exencephalia.

Exencephalus (ex-en-sef'al-us) [Gr. ἐξ out + ἐγκέφαλος brain]. A monster having an imperfect cranium, with the brain on the outside of the skull.

Exenteration (ex-en-ter-a'shun) [Gr. ἐξ out + ἔντερον bowel]. Same as *Evisceration.*

Exercise bone (ex'er-sīz). A bone developed in a muscle, tendon, or fascia, and formed as a result of overexercise.

Exesion (eks-e'zhun) [L. *exe'dere* to eat up]. The gradual destruction of superficial parts of a tissue.

Exfetation (eks-fe-ta'shun) [L. *ex* out + *Fe'tus*]. Extra-uterine pregnancy.

Exflagellation (eks-flaj-el-a'shun) [L. *ex* out + *Flagel'lum*]. The protrusion or formation of flagella by a protozoan.

Exfoliation (ex-fo-le-a'shun) [L. *ex* out + *fo'lium* leaf]. A falling off in scales or layers.

Exhalation (ex-ha-la'shun) [L. *exhala'tio,* from *ex* out + *hala're* to breath]. 1. The giving off of watery or other vapor, or of an effluvium. 2. A vapor or other substance exhaled or given off.

Exhaustion (ex-hawst'yun) [L. *ex* out + *hauri're* to drain]. 1. Privation of energy with consequent inability to respond to stimuli. 2. Withdrawal. 3. Condition of emptiness caused by withdrawal. 4. Emptying by a process of withdrawal. **Nervous e.,** depression of vital functions due to excessive demands upon the nervous energy; neurasthenia.

Exhibit (ex-hib'it) [L. *exhibe're* to give out]. To administer as a remedy.

A TABLE OF THE EXANTHEMATA.

Disease.	Early Symptoms.	Length of Incubation.	Site of Eruption.	Character of Exanthem.	Later Symptoms.	Duration of Eruption.	Duration of Disease.	Degree of Contagiousness.	Complications and Sequelæ.	Manner of Convalescence.
Cerebrospinal Meningitis.	Fever, rigors, occipital and abdominal pains; head retracted; delirium and vomiting.	Two to four days.	General.	Herpetic vesication of lips; entire body spotted as with purpura and erythematous patches.	Stasis; ptosis; strabismus; hemiplegia; muscular rigidity.	Various.	Various.	Epidemic.	Arthritis; deafness; pneumonia; keratitis; retrobulbar neuritis; parotiditis.	By lysis, often slow.
Dengue.	High fever; pain in back, head, and joints.	Three to five days.	Hands and feet, then the whole body.	Redness of joints; papules or fugacious erythema, with itching: usually recurrent.	Fever, pains, and prostration during stages of eruption.	Two to five days; often recurrent.	Various; often protracted.	Highly contagious.	Parotid and glandular swellings; epistaxis, and other hemorrhages.	By lysis, often slow.
Erysipelas.	Chills; mild fever.	One-half to three days.	Usually begins on face; in traumatic cases, near wound.	Vivid red, spreading patches; subcutaneous edema, with infiltration.	Fever and swellings; headache; sometimes burning pain and suppuration.	May disappear on the fifth, sixth, or seventh day; relapses are usual.	One to three or four weeks.	Specially contagious in cases of wounds.	Phlebitis; peritonitis; pleurisy; laryngeal edema; meningitis.	By crisis.
Glanders.	Chills; high fever; pain; sweating, and acrid coryza.	Three to fifteen days.	Face, neck, belly, and extremities.	Papules, changing to hard vesiculated tubercles, which suppurate and become sloughing ulcers.	Increased fever, abscesses, and edematous patches; a typhoidal state.	. . . . .	. . . . .	Extremely contagious.	Bronchitis; pneumonia; pleurisy; gangrene; diarrhea.	Acute cases usually fatal; chronic ones may recover by a slow lysis.
Measles.	Acute catarrh of conjunctiva, nose, and fauces; dark spots on buccal mucosa; bronchitis; photophobia, and headache.	Ten days to two weeks.	Forehead, face, chin, neck; then, downward over the body and limbs.	Small, dark-pink macules in crescentic groups; sometimes confluent.	Fever with catarrhal symptoms, followed by a branny desquamation.	Four to eight days.	Fourteen days.	Highly contagious, especially in the early stage.	Bronchitis; pneumonia; otitis; diarrhea; sometimes pulmonary tuberculosis.	Crisis.
Roseola Epidemica, or German measles; Rötheln.	Fever; headache; general pains (usually slight).	Five to twenty-one days.	Scalp and sides of face; hand and forearm; spreading rapidly to body.	Minute, rosy, itching papules, variously disposed and grouped.	Slight fever; sore throat; conjunctival congestion.	Three days.	Four to eight days.	Very contagious.	Rarely followed by tuberculosis of lungs.	By crisis.
Scarlatina.	Chills; high fever; sore throat; vomiting.	Few hours to a week.	Head, face, wrists, abdomen; spreading swiftly.	Minute rosy papules, soon coalescing into a uniform scarlet erythema.	Fever, tonsillitis, pharyngitis.	Seven to ten days.	Two to three weeks.	Highly and increasingly contagious until end of desquamation.	Nephritis; uremia; otitis; rheumatism, etc.	By lysis.
Small-pox; Variola.	Chills, fever, sweating, vomiting, pain in back and head, etc.	Ten days to two weeks.	Face, neck, head, wrists, body, and mucosa.	Shot-like papules, changing to vesicles, and about the fourth day becoming pustules.	Ptyalism; after pustulation, chills and secondary fever.	Twenty-one to twenty-five days.	Four to five weeks.	Extremely contagious.	Keratitis; abscesses; empyema; edema of glottis, etc.	By lysis.
Typhoid Fever.	Approach insidious; weariness; loss of strength; increasing fever; epistaxis; pains; diarrhea, or constipation.	Six to twenty-five days.	Abdomen, chest, and back.	Small rose-colored spot, disappearing on pressure.	Increased pyrexia, abdominal tenderness, chiefly in right iliac fossa, prostration, delirium, tympanites, hemorrhage, etc.	Three to five days for each crop of spots.	Three to four weeks.	Contagion propagated mainly by the stools.	Intestinal hemorrhage and perforation; peritonitis; pneumonia; osteochondritis, etc.	By lysis; often protracted.
Typhus Fever.	Chills, fever, and pain.	Two to twenty-one days.	Side of thorax, abdomen, wrists, and hands; then general, except on face and neck.	Dusky patches, disappearing on pressure, and small, dark-pink papules.	Fever, headache, stupor, delirium.	Two or three weeks, or more.	Two to four weeks.	Highly contagious.	Bronchitis; pneumonia; suppurative arthritis; gangrene; abscesses, etc.	By crisis.
Vaccinia; Cow-pox.	Fever, headache, pain.	Eight days.	Mostly at, or near site of, inoculation.	A papule at site of inoculation, becoming a pustule.	. . . . .	. . . . .	Ten to fifteen days.	By inoculation; rarely communicated from cows to their milkers.	Impure virus may lead to blood-poisoning, syphilis, or other untoward sequelæ.	
Varicella; Chicken-pox.	Feverishness.	Four to sixteen days.	Chest and body generally.	Crops of rose-pink papules, which change into vesicles.	Fever, mild or sometimes severe, headache.	One or two weeks.	. . . . .	Very contagious.	. . . . .	By lysis.

Exhibitionism (ex-hib-ish'un-izm). The insane habit of exposing the genital organs.

Exhilarant (ex-hil'er-ant) [L. *exhila're* to gladden]. 1. Causing elevation or gladness. 2. An enlivening or elating agent.

Exhumation (ex-u-ma'shun) [L. *ex* out + *hu'mus* earth]. Disinterment; removal of the dead body from the earth after burial.

Exo- [Gr. ἔξω outside]. A prefix meaning outward.

Exocardia (ex-o-kar'de-ah) [Gr. ἔξω outside + καρδία heart]. Displacement or abnormal position of the heart.

Exocardiac, Exocardial (ex-o-kar'de-ak, ex-o-kar'de-al) [Gr. ἔξω outside + καρδία heart]. Situated, occurring, or developed outside the heart.

Exochorion (ek-so-ko're-on). That part of the chorion which is derived from the ectoderm.

Exocolitis (ex''o-ko-li'tis) [Gr. ἔξω without + *Colitis*]. Inflammation of the outer coat of the colon.

Exodic (ex-od'ik) [Gr. ἔξω out + ὁδός way]. Centrifugal or efferent.

Exodin (ek'so-din). A yellow tasteless insoluble powder, diacetyl-rufigallic-acid-tetra methyl ether. It is a tonic cathartic. Dose, 5-20 gr. (0.3-1.2 gm.).

Exodyne (ex'o-dīn) [Gr. ἐξ out + ὀδύνη pain]. An antipyretic and anodyne mixture of acetanilid, sodium salicylate, and sodium bicarbonate.

Exogenetic (ex''o-jen-et'ik) [Gr. ἔξω outward + γεννᾶν to produce]. Not arising within the organism, but due to an external cause.

Exogenous (ex-oj'en-us) [Gr. ἔξω out + γεννᾶν to produce]. 1. Growing by additions to the outside. 2. Developed or originating outside the body.

Exohysteropexy (ek-so-his'ter-o-pek-se) [Gr. ἔξω outward + ὑστέρα uterus + πῆξις fixation]. Uterine fixation by implanting the fundus in the abdominal wall.

Exol (ex'ol). A local anesthetic compound: used in dentistry.

Exometer (ex-om'et-er). An apparatus for measuring the fluorescent quality of the röntgen ray in comparison to units of candle-power.

Exometritis (ex''o-me-tri'tis) [Gr. ἔξω out + μήτρα womb]. Inflammation of the peritoneal or outer surface of the uterus.

Exomphalos (ex-om'fal-os) [Gr. ἐξ out + ὀμφαλός navel]. Umbilical hernia.

Exopathic (ex-o-path'ik). Of the nature of an exopathy; originating outside the body.

Exopathy (ex-op'ath-e) [Gr. ἔξω out + πάθος disease]. A disease originating in some cause lying outside the organism.

Exophoria (ex-o-fo're-ah) [Gr. ἔξω out + φορεῖν to bear]. A tendency of the eyes to deviate outward.

Exophoric (ex-o-for'ik). Characterized by exophoria.

Exophthalmic (ex-of-thal'mik). Of or pertaining to or characterized by exophthalmos.

Exophthalmos (ex-of-thal'mos) [Gr. ἐξ out + ὀφθαλμός eye]. Abnormal protrusion of the eyeball.

Exoplasm (ek'so-plazm) [Gr. ἔξω outside + πλάσμα something formed]. The peripheral part of the protoplasm of a cell.

Exorbitism (ex-or'bit-izm) [L. *ex* out + *or'bita* orbit]. Protrusion of the eyeball from the orbit; exophthalmos.

Exormia (ek-sor'me-ah) [Gr. ἐξ out + ὁρμή rush]. Any papular disease of the skin.

Exosepsis (ex-o-sep'sis) [Gr. ἔξω out + σῆψις decay]. Septic poisoning which does not originate within the organism.

Exoskeleton (ex-o-skel'e-ton) [Gr. ἔξω out + σκελετόν skeleton]. Same as *Dermoskeleton*.

Exosmose, Exosmosis (ex'os-mōs, ex-os-mo'sis) [Gr. ἐξ out + ὀσμός impulsion]. Diffusion or osmosis from within outward; movement outward through a diaphragm or through vessel-walls.

Exosplenopexy (ex-o-sple'no-pex-e) [Gr. ἔξω out + σπλήν spleen + πῆξις fixation]. The operation of suturing the spleen upon the outside of the body or in the wound.

Exospore (ek'so-spōr). See *Spore*.

Exosporium (ek-so-spo're-um). The external layer of the envelope of a spore.

Exostosis (ex-os-to'sis) [Gr. ἐξ out + ὀστέον bone]. A bony growth projecting outward from the surface of a bone or tooth. **E. cartilagin'ea**, a variety of osteoma consisting of a layer of cartilage developing beneath the periosteum of a bone. **Dental e.**, a morbid growth from the root of a tooth.

Exoteric (ex-o-ter'ik) [Gr. ἐξώτερος outer]. Generated or developed outside the organism.

Exothermic (ek-so-ther'mik) [Gr. ἔξω outside + θέρμη heat). Pertaining to the production of heat that is outwardly manifest. Cf. *Endothermic*.

Exothyropexia, Exothyropexy (ex''o-thi-ro-pex'e-ah, ex-o-thi'ro-pex-e) [Gr. ἔξω outside + *Thyroid* + Gr. πῆξις fixation]. The operation of drawing out the enlarged thyroid gland through an incision and letting it shrivel on the outside.

Exotospore (ex-o'to-spōr). The needle-like spore of the malarial parasite by which it enters the blood-corpuscle: called also *Oxyspore* and *Raphidiospore*.

Exotoxic (ek-so-tok'sik) [Gr. ἔξω outside + *Toxic*]. Produced by a toxin not derived from the organism itself.

Exotropia (ex-o-tro'pe-ah) [Gr. ἔξω outward + τροπή turning]. Divergent strabismus; abnormal turning of one or both eyes outward.

Expansion (ex-pan'shun) [L. *expan'dere* to spread out]. 1. Increase in surface, extent, or bulk. 2. An extended surface, as of a tendinous or nervous structure. **Cubical e.**, expansion in volume, or in all dimensions. **Linear e.**, increase of length. **Superficial e.**, increase in length and breadth.

Expectant (ex-pek'tant) [L. *expec'tans*, from *ex* out + *specta're* to watch]. Watching and waiting. Expectant treatment is that in which the disease is left to nature's cure, the physician merely relieving the symptoms.

Expectation of life (ex-pek-ta'shun). The number of years which any person of a given age or class may reasonably expect to live. **Curtate expectation of life**, the number of entire years in the expectation of life.

Expectorant (ex-pek'to-rant) [L. *ex* out + *pec'tus* breast]. 1. Promoting the ejection by spitting of mucus or other fluids from the lungs and trachea. 2. A medicine which promotes expectoration. **Stimulant e.**, an expectorant used to expel secretions that are already formed.

Expectoration (ex-pek-to-ra'shun). 1. The act of coughing up and spitting out materials from the lungs and trachea. 2. The material so ejected; sputum. For varieties of e. see under *Sputum*.

Expiration (ex-pi-ra'shun) [L. *ex* out + *spira're* to breathe]. The act of breathing out or expelling air from the lungs or chest.

Expiratory (ex-pīr'a-to-re). Subserving or pertaining to expiration.

Expiscation (ex-pis-ka'shun). The long-continued study of symptoms for diagnostic purposes.

Explode (ex-plōd) [L. *explo'dere*, from *ex* out + *plau'dere* to clap the hands]. 1. To cause to undergo sudden and violent decomposition. 2. To undergo sudden and violent decomposition.

Exploration (ex-plo-ra'shun) [L. *explora'tio*, from *ex* out + *plora're* to cry out]. An act of search, investigation, or careful examination, as in diagnosis.

Exploratory (ex-plo'ra-to-re) [L. *explorato'rius* pertaining to research]. Subserving an exploration.

Explorer (ex-plōr'er). An instrument for use in exploration.

Explosion (ex-plo'zhun) [L. *explo'sio*]. 1. A sudden and violent outbreak, as of emotion. 2. The discharge of a neural cell.

Explosive (ex-plo'siv). Characterized by explosions, or by sudden and violent outbreaks.

Expression (ex-presh'un) [L. *expres'sio*]. The act of squeezing or pressing out: a term used in pharmacy, surgery, and obstetrics.

Expulsive (ex-pul'siv) [L. *ex* out + *pel'lere* to drive]. Driving or forcing out; tending to expel.

Exsanguinate (ex-sang'gwin-āt) [L. *ex* out + *san'guis* blood]. 1. To deprive of blood. 2. Bloodless; exsanguine; anemic.

Exsanguination (ex-sang-gwin-a'shun). The forcible expulsion of the blood from a part.

Exsection (ex-sek'shun). Same as *Excision*.

Exsector (ex-sec'tor). A cutting-instrument for use in performing exsections.

Exsiccate (ex'sik-kāt) [L. *ex* out + *sic'cus* dry]. To dry thoroughly; to deprive of the water of crystallization.

Exsiccation (ex-sik-ka'shun) [L. *ex* out + *sic'cus* dry]. The act of drying; the deprival of a crystalline substance of its water of crystallization.

Exstrophy (ex'stro-fe) [Gr. ἐξ out + στρέφειν to turn]. The congenital eversion or turning inside out of an organ, as the bladder. **E. of the bladder**, a congenital malformation in which, from deficiency of the abdominal wall and bladder, the latter organ appears to be turned inside out, having the internal surface of the posterior wall showing through the opening in the anterior wall.

Extemporaneous (ex-tem-po-ra're-us) [L. *extempora'neus*]. Prepared on the spot, or for immediate use: used of prescriptions and medicines.

Extension (ex-ten'shun) [L. *exten'sio*]. 1. The movement by which the two ends of any part are pulled asunder. 2. A movement which brings the members of a limb into or toward a straight condition. **Buck's e.**, the extension of a fractured leg by weights, the foot of the bed being raised so that the body makes counter-extension.

Extensometer (ex-ten-som'e-ter) [L. *exten'sus* extension + Gr. μέτρον measure]. An instrument for measuring distortion of specimens under test.

Extensor (ex-ten'sor) [L.]. Any muscle which performs extension. See *Muscles, Table of*.

Exterior (ex-te're-or) [L.]. Situated on or near the outside; outer.

External (ex-ter'nal) [L. *exter'nus* outside]. Situated or occurring on the outside; performed outside the body.

Extima (ex'tim-ah) [L. "outermost" (tunic)]. The outermost coat of an artery.

Extinguish (ex-ting'gwish) [L. *extin'guere*]. To put out, as a fire; to render extinct.

Extirpation (ex-tur-pa'shun) [L. *extirpa're* to root out, from *ex* out + *stirps* stem]. Complete removal or eradication of a part.

Extogan (ek'sto-gan). Zinc peroxid, a light yellowish tasteless powder, insoluble in water. It contains 9.8 per cent. of active oxygen.

Extorsion (ex-tor'shun) [L. *ex* out + *tor'sio* twisting]. An outward rotation of the vertical corneal meridians.

Extra (ek'strah). A Latin word meaning outside of, beyond, in addition.

Extra-anthropic (ex''tra-an-throp'ik). Same as *Exanthropic*.

Extra-articular (ex''trah-ar-tik'u-lar) [L. *ex'tra* beyond + *artic'ulus* joint]. Situated or occurring outside a joint.

Extrabuccal (ex-trah-buk'al). Outside of the mouth.

Extracapsular (ex-trah-kap'su-lar). Situated or occurring outside a capsule.

Extracellular (ex-trah-sel'u-lar). Outside of a cell or cells.

Extracorpuscular (ex-trah-kor-pus'ku-lar). Outside of the corpuscles.

Extracranial (ex-trah-kra'ne-al). Outside of the cranium.

Extract (ex'trakt) [L. *extrac'tum*, from *ex* out + *tra'here* to draw]. A preparation obtained by exhausting a substance with a menstruum (water, alcohol, ether, or other solvent), and then evaporating it to complete or approximate dryness. **Acetic e.**, an extract in which acetic acid is the menstruum used. **Alcoholic e.**, one in which alcohol is used as the menstruum. **Ammoniated e.**, one which is prepared by exhausting with ammonia as the menstruum. **Animal e.**, an extract from some organ of an animal, obtained by digestion with a mixture of glycerin, alcohol, and boric acid, and believed to contain the active principle of the organ. **Antityphoid e.** See *Jez's e.* **Aqueous e**, one in which water is the menstruum employed. **Ciliary e.**, a therapeutic preparation of the ciliary body of the ox: used in eye-diseases. **Compound e.**, one that is prepared from more than one drug. **Dry e.**, a preparation, usually of some narcotic drug, made by drying the extract and powdering it with sugar of milk or some other inactive ingredient. **Ethereal e.**, one in which ether is used as the dissolving menstruum. **Fluid e.** (L. *extrac'tum flu'idum. E. liq'uidum*), a concentrated solution of the active principle of a drug of such strength that 100 c.c. of the product represent 100 gm. of the crude drug. **Jez's e.**, a reddish extract from the organs of animals injected with typhoid bacilli; used in typhoid fever as an antitoxic. Called also *Antityphoid e.* **Mammary e.**, a extract from the mamma of sheep: given to check hemorrhage and arrest the growth of uterine fibromata. Dose, 5 gr. (0.3 gm.). **Parotid e.**, a extract made from the parotid gland of animals: used in dysmenorrhea. Dose, 5 gr. (0.3 gm.). **Powdered e.**, an extract that has been dried and pulverized. **Renal e.**, an extract from the kidney of animals: recommended for morbid conditions due to deranged nitrogenous metabolism. **Soft e.**, one which has a pilular consistence. **Solid e.**, one prepared by evaporating a solution of the active part of a drug. **Splenic e.**, an extract made from the spleen of sheep and oxen: given in anemia and typhoid fever. Dose, 5 gr. (0.3 gm.). **Suprarenal e.**, a principle extracted from the suprarenal bodies, having the property of producing constriction of vessels when applied locally: used to produce vascular constriction in inflammation of the eyes and nose and in operations upon these parts, and also as a cardiac tonic. **Thebaic e.**, an anodyne opium preparation.

Extraction (ex-trak'shun) [L. *ex* out + *tra'here* to draw]. 1. The process or act of pulling or drawing out. 2. The preparation of an extract. **E. of a cataract**, the surgical removal of a cataractous lens. **Flap e.**, extraction of cataract by an incision which makes a flap of cornea.

Extractive (ex-trak'tiv). Any substance present in an organized tissue, or in a mixture in a small quantity, and requiring to be extracted by a special method.

Extractor (ex-trak'tor). An instrument used in drawing out, pulling, or extracting.

Extractum (ex-trak'tum) [L., from *ex* out + *tra'here* to draw]. An extract.

Extradural (ex-trah-du'ral). Situated or occurring outside the dura mater.

Extra-expiratory (ex''trah-ek-spi'rat-o-re). Relating to forced expiration.

Extragenital (ex-trah-jen'it-al). Lying or originating outside the genital organs.

Extraligamentous (ex''tra-lig-am-en'tus). Occurring outside a ligament.

Extramalleolus (ex''trah-mal-le'o-lus). The outer malleolus of the ankle-joint; the lower end of the fibula.

Extramastoiditis (ex''trah-mas-toid-i'tis). Inflammation of the outer surface of the mastoid process and of the superincumbent tissues.

Extramedullary (ex-trah-med'ul-la-re). Situated or occurring outside any medulla, especially the medulla oblongata.

Extramural (ex-trah-mu'ral) [L. *ex'tra mu'ra* wall]. Situated or occurring without a wall.

Extraneous (ex-tra'ne-us) [L. *extra'neus* external]. Existing or belonging outside the organism.

Extranuclear (ex-trah-nu'kle-ar). Situated or occurring outside a nucleus.

Extraparenchymal (ex''trah-par-en'kim-al). Outside of or formed outside of the parenchyma.

Extraperitoneal (ex''trah-per-it-o-ne'al). Situated or occurring outside the peritoneal cavity.

Extrapolar (ex-trah-po'lar). Situated or occurring outside, or not between, the poles, as of a battery.

Extrapyramidal (ex-trah-pi-ram'id-al). Outside of the pyramidal tracts.

Extraserous (ex-trah-se'rus). Outside of a serous cavity.

Extrasyphilitic (ex''trah-sif-il-it'ik). Superadded to a syphilitic virus or lesion.

Extrasystole (ex-trah-sis'to-le). A heart-contraction occurring earlier than the normal systole, and due to irritation of the heart-muscle during the diastole.

Extratracheal (ex-trah-tra'ke-al). Situated or occurring outside the trachea.

Extra-uterine (ex-trah-u'ter-in). Situated or occurring outside the uterus.

Extravasation (ex-trav-as-a'shun) [L. *ex'tra* beyond + *vas* vessel]. 1. A discharge or escape, as of blood, from a vessel into the tissues. 2. The process of being extravasated. 3. Blood or other substance which has been extravasated. **Punctiform e.**, one which causes a tissue to be covered with minute bloody points.

Extravascular (ex-trah-vas'ku-lar). Situated or occurring outside a vessel or the vessels.

Extraventricular (ex''trah-ven-trik'u-lar). Situated or occurring outside a ventricle.

Extravisual zone (ex-trah-viz'u-al). See *Visual zone* under *Zone*.

Extremital (ex-trem'it-al). Pertaining to or situated at an extremity.

Extrinsic (ex-trin'sik) [L. *extrin'secus*, from *ex'tra* outside + *se'cus* otherwise]. Coming from or originating outside; having relation to parts outside the organ or limb where found.

Extrospection (ex-tro-spek'shun) [L. *ex'tra* outside + *spec'ere* to look]. The reverse of introspection; the continued habit of inspecting one's

own skin, associated with mysophobia, or insane dread of dirt.

Extroversion (ex-tro-ver′shun) [L. *extrover′sio*, from *ex′tra* outside + *ver′tere* to turn]. A turning inside out; exstrophy.

Extubate (ex′tu-bāt) [L. *ex* out + *tu′ba* tube]. To remove a tube from.

Extubation (ex-tu-ba′shun). The removal of a tube.

Exudate (ex′u-dāt) [L. *ex* out + *suda′re* to sweat]. A substance thrown out by exudation; any adventitious substance deposited in or on a tissue by a vital process or a disease.

Exudation (ex-u-da′shun) [L. *exsuda′tio*, from *ex* out + *suda′re* to sweat]. 1. The outpouring of an adventitious substance, which becomes deposited in or upon the tissues. 2. An exudate.

Exudative (ex′u-da-tiv). Of or pertaining to a process of exudation.

Exumbilication (ex′′um-bil-e-ka′shun) [L. *ex* out + *Umbilicus*]. 1. Marked protrusion of the navel. 2. Umbilical hernia.

Exuviæ (ex-u′ve-e) [L. *exu′ere* to strip]. 1. Cast-off epidermis. 2. A slough.

Eye (ī) [L. *ocu′lus*; Gr. ὀφθαλμός]. The organ of vision. In shape the eye consists of a large sphere, with the segment of a smaller sphere, the *cornea*, in front. It is composed of three coats—the *sclerotic* and *cornea*, the *choroid*, and the *retina*—each coat being divided into several layers. Within the three coats are the refracting media—namely, the *aqueous humor*, the *crystalline lens*, and the *vitreous humor*. The sclerotic, or external coat, is white and fibrous. Posteriorly the fibers of the optic nerve enter through small perforations in the *lamina cribrosa*. The inner surface is attached to the choroid by delicate connective tissue, the *lamina fusca*. The *cornea* is composed of five layers, the internal layer being a serous membrane, and sometimes called *Descemet's* membrane. The *choroid*, or middle coat, is chiefly composed of blood-vessels and pigment. Anteriorly it terminates near the periphery of the lens, in a fold called the *ciliary processes*. The *retina*, or internal coat, is chiefly composed of nerve-tissue, and is made up of three principal layers. The external layer, or Jacob's membrane, is composed of terminal nerve-cells, which, from their shape, are called the *rods* and *cones*. The *iris* is a curtain with a central perforation, the *pupil*, and is composed of smooth muscular fibers arranged both in a circular and in a radiating manner. It varies in color, and is suspended in the aqueous humor in front of the lens. The *ciliary ligament* is a ring of connective-tissue fibers surrounding the iris. The *ciliary muscle* surrounds the periphery of the iris and controls the convexity of the lens during accommodation. The *aqueous humor* fills the cavity between the cornea in front and the lens behind. The *vitreous humor* fills the space back of the lens, and is a clear, jelly-like substance containing mucin. It is surrounded by the *hyaloid membrane*. The *lens*, or *crystalline humor*, is a double convex lens between the vitreous and aqueous humors, and is held in place by an elastic *capsule* and *suspensory* ligament. The arteries of the eye are the short ciliary, the long ciliary, the anterior ciliary, and the central artery of the retina. The nerves are the optic and the long and short ciliary nerves. **E.-area,** a nerve-center in the frontal portion of the cortex. **E.-ball,** the globe or ball of the eye. **Bright's e.,** the eye as affected in chronic disease of the kidney. **Monochromatic e.,** an eye which can perceive only one color. **Pink e.,** acute epidemic conjunctivitis produced by *Bacillus conjunctivitidis*. **Reduced e., Schematic e.,** an apparatus with two refracting elements, one representing the cornea and the other the lens; also a picture or drawing illustrating, but not exactly representing, the structure of the eye. **Trichromatic e.,** the normal eye; one in which the red, green, and blue end-organs are in a normal state.

Eyebrow (ī′brow). The supercilium; the bony ridge and fold of skin above either eye; also the hairy cover of the same. **E.-ground,** the fundus of the eye.

Eyelash (ī′lash). A cilium or hair growing upon the edge of either eyelid.

Eyelid (ī′lid). Either one of the two movable lids or curtains which protect the eye in front.

Eye-minded. Remembering chiefly the impressions made on the eye.

Eyepiece (ī′pēs). The lens or combination of lenses in a microscope which is next the eye, and which magnifies the image made by the objective.

Eyepiece micrometer. See under *Micrometer*.

Eye-speculum (i-spek′u-lum). An appliance for keeping the eyelids apart.

Eyestone (ī′stōn). The operculum of a small shell or other small calcareous object: used for removing foreign substances from the eye.

Eye-strain (ī′strān). Weariness of the eye from overuse or from uncorrected defect in the form of the eye.

Eye-tooth. An upper canine tooth.

F.

F. 1. An abbreviation for *fluorin*, *Fahrenheit*, *fiat*. 2. The chemic symbol of *fluorin*.

Fabella (fa-bel′lah), pl. *fabel′læ* [L. "little bean"]. A sesamoid fibrocartilage on the gastrocnemius muscle.

Fabism (fa′bizm) [L. *fa′ba* bean]. A disease of Italy caused by eating of the bean *Vi′cia fa′ba*. Cf. *Lathyrism*.

Face (fās) [L. *fa′cies*]. The anterior aspect of the head from the forehead to the chin inclusive.

Moon-shaped f., the peculiar rounded face characteristic of myxedema.

Facet (fas′et) [Fr. *facette*]. Any small plane surface on a hard body.

Facial (fa′shal) [L. *facia′lis*]. Pertaining to the face.

Facies (fa′she-ēz) [L. for "face"]. 1. The face. 2. The expression or appearance of the face. **F. abdomina′lis,** the expression of the face characteristic of abdominal disease. It is a

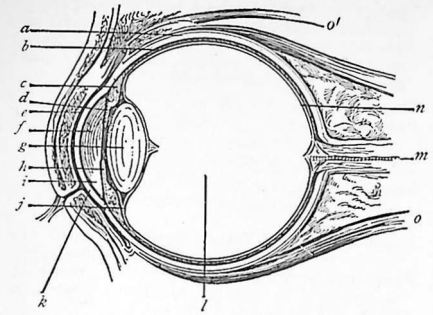

Vertical section through the eyeball: *a*, sclera; *b*, choroid; *c*, ciliary muscle; *d*, iris; *e*, cul-de-sac of conjunctiva; *f*, anterior chamber and aqueous humor; *g*, crystalline lens; *h*, posterior chamber; *i*, angle of anterior chamber; *j*, suspensory ligament of lens; *k*, cornea; *l*, vitreous; *m*, optic nerve with central artery of retina; *n*, retina; *o*, *o′*, ocular muscles.

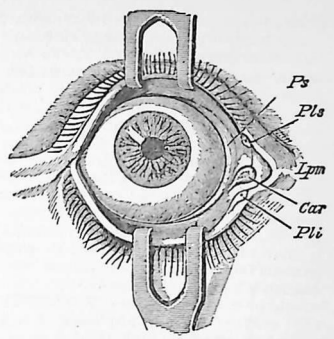

Right eye from before, the eyelids separated by hooks: *Ps*, plica semilunaris; *Pls*, *Pli*, superior and inferior lacrimal puncta; *Car*, lacrimal caruncle; *Lpm*, internal tarsal ligament.

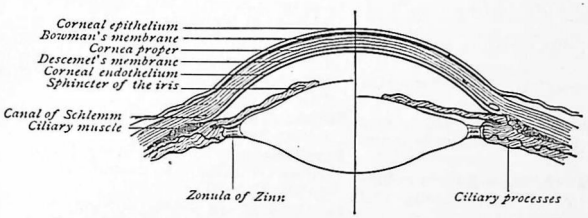

Comparative diagram showing the change in the shape of the crystalline lens during accommodation. The right side shows the lens at rest.

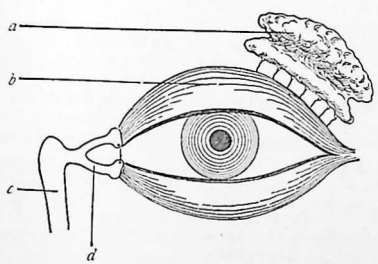

Diagram of the lacrimal apparatus: *a*, lacrimal gland; *b*, tarsal cartilage; *c*, nasal duct; *d*, lacrimal canaliculus.

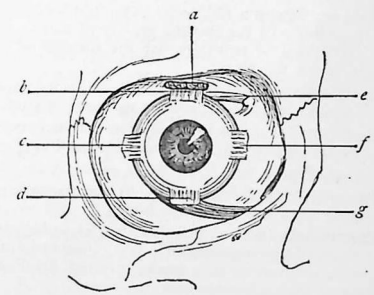

The external ocular muscles: *a*, levator of upper lid; *b*, superior rectus; *c*, external rectus; *d*, inferior rectus; *e*, superior oblique; *f*, internal rectus; *g*, inferior oblique.

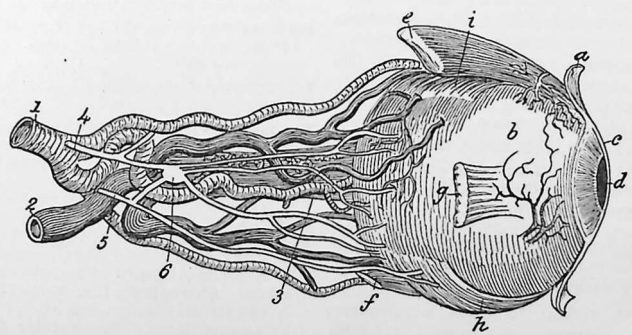

The eye with its nerves and blood-vessels: *a*, section of conjunctiva; *b*, sclerotic; *c*, cornea; *d*, pupil; *e*, section of superior rectus muscle; *f*, inferior rectus muscle; *g*, external rectus muscle; *h*, superior oblique muscle; 1, ophthalmic artery; 2, ophthalmic vein; 3, optic nerve; 4, ophthalmic nerve; 5, motor nerve of eye; 6, ophthalmic or lenticular ganglion.

pinched, anxious, furrowed face, with nose and upper lip drawn up. **F. ante'rior,** anterior surface. **F. articula'ris,** an articular surface. **F. dorsa'lis,** dorsal surface. **F. Hippocrat'ica,** the Hippocratic countenance; a drawn, pinched, and livid appearance of the face, indicative of approaching extinction. **Hutchinson's f.,** a peculiar appearance in ophthalmoplegia externa: the eyeballs are fixed, the eyebrows raised, and the lids drooping. **F. latera'lis,** lateral surface. **F. leonti'na,** "lion's face": a peculiar lion-like appearance of the face, seen in certain cases of leprosy. See *Leontiasis.* **F. media'lis,** the medial surface. **F. ova'rica, F. ovari'na,** an anxious look expressive of ovarian disease. **Parkinson's f.,** a stolid expression of face pathognomic of paralysis agitans. **F. poste'rior,** posterior surface. **F. symphy'seos,** the symphysis pubis. **F. uteri'na,** the facial expression characteristic of uterine disease. **F. vola'ris,** volar surface. **Well's f.,** the facial expression of ovarian disease.

Facilitation (fas-il-it-a'shun). The promotion or hastening of any natural process; the reverse of inhibition.

Faciobrachial (fa''she-o-bra'ke-al). Pertaining to the face and arm,

Faciocervical (fa''she-o-ser'vik-al). Affecting the face and neck.

Faciolingual (fa''she-o-ling'gwal) [L. *fa'cies* face + *lin'gua* tongue]. Pertaining to the face and tongue.

Facioscapulo-humeral (fa''she-o-skap''u-lo-hu'me-ral). Pertaining to the face, scapula, and arm.

Factitious (fak-tish'us) [L. *factic'ius*]. Artificial; not natural.

Factor, Trapp's (fak'tor). The last two figures expressive of the specific gravity of urine: when multiplied by two they give the number of parts of solids per 1000.

Facultative (fak'ul-ta-tiv). Not obligatory; voluntary; potential; capable of assuming a part.

Faculty (fac'ul-te) [L. *facul'tas*]. Any normal power or function, especially a mental one.

Fæcal, Fæces, etc. See *Fecal,* etc.

Fagin (fa'jin) [L. *fa'gus* beech]. A narcotic principle from the nut of the beech.

Fahrenheit (fah'ren-hīt) [G. D. *Fahrenheit,* 1686–1736, a Danish physician]. Noting a thermometer, also a thermometric scale, invented by Fahrenheit. See *Thermometer.*

Faint, Fainting (fānt, fānt'ing). See *Syncope.*

Faith-cure (fāth-kūr). The cure or attempted cure of disease by exercise of faith on the part of the patient.

Falcadina (fahl-ka-de'nah). A disease of Istria characterized by the formation of papillomata.

Falcate, Falciform (fal'kāt, fal'sif-orm) [L. *falx* sickle + *for'ma* form]. Shaped like a sickle.

Falcial (fal'shal). Pertaining to a falx.

Falcula (fal'ku-lah) [L.]. The falx cerebelli.

Falcular (fal'ku-lar) [L. *falx* sickle]. Sickle-shaped.

Falling of the womb (fawl'ing). The abnormal descent of the uterus into the vagina.

Falling-sickness. See *Epilepsy.*

Fallopian (fal-lo'pe-an) [G. *Falloppio* (*Fallopius*), 1523–1562, an Italian anatomist]. Described by or named for Fallopius. See *Aqueduct, Hiatus, Ligament, Tube,* etc.

False (fawlz) [L. *fal'sus*]. Not true; not genuine; apparent but not real.

Falx (falx) pl. *fal'ces* [L. for "sickle"]. A sickle-shaped organ or structure. **F. cerebel'li,** the process of dura which intervenes between the cerebellar hemispheres. **F. cer'ebri,** the dural fold which separates the cerebral hemispheres. **F. inguina'lis,** the conjoined tendon. **F. liga-mento'sa,** the falciform ligament.

Fames (fa'mēz). Latin for *Hunger.*

Familial (fam-il'e-al) [L. *famil'ia* family]. Affecting the different members of a family.

Famine-fever. Relapsing fever. See *Fever.*

Fang (fang). 1. The root of a tooth. 2. A carnassial tooth of a beast or the envenomed tooth of a serpent.

Fanghi di sclefani (fang'e de-skle-fah'ne). Volcanic earth used in treatment of acne rosacea.

Fango (fan'go)[Ital.]. A clay or mud from thermal springs at Battaglio, in Italy: applied to gouty and rheumatic joints, etc.

Fangotherapy (fan-go-ther'ap-e) [*Fango* + Gr. θεραπεία treatment]. Treatment by the application of fango.

Fantascope (fan'tas-kōp) [*Fantasy* + Gr. σκοπεῖν to view]. An apparatus for enabling a person to converge the eyes, and so observe certain phenomena of binocular vision.

Farad (fair'ad) [M. *Faraday,* 1791–1867, an English physicist]. The unit of electric capacity; the capacity to hold one coulomb with a potential of one volt.

Faradaic, Faradic (fair-ad-a'ik, fah-rad'ik). Pertaining to faradism.

Faradimeter (fair-ad-im'et-er) [*Faradic* + Gr. μέτρον measure]. An instrument for measuring faradic electricity.

Faradipuncture (fair''ad-ip-punk'chur). The application of the faradaic current by means of needle-electrodes thrust into the tissues.

Faradism (fair'ad-izm). 1. Induced electricity. 2. Induced electricity in a rapidly alternating current. 3. Faradization.

Faradization (fair''ad-iz-a'shun). The therapeutic use of induced currents. **Galvanic f.,** the use of a galvanic or continuous electric current conjointly with that of an alternating current.

Faradocontractility (fair''ad-o-kon-trak-til'it-e). Contractility in response to faradic stimulus.

Farcinoma (far-sin-o'mah). A glanderous tumor.

Farcy (far'se). The more chronic and constitutional form of glanders. See *Glanders.* **Cattle f.,** a disease of cattle caused by infection with *Streptothrix farcinica,* and characterized by the formation of cheesy nodules in the subcutaneous tissue and the organs.

Fareol (fa're-ol). A proprietary antipyretic and anodyne preparation.

Farina (fa-ri'nah) [L.]. 1. Meal or flour. 2. A starchy food prepared from maize.

Farinaceous (fair-in-a'se-us) [L. *farina'ceus*]. 1. Of the nature of flour or meal. 2. Starchy; containing starch.

Farinometer (far-in-om'et-er). An instrument for determining the percentage of gluten in flour.

Far-point (far'point) [L. *punc'tum remo'tum*]. The farthest point at which, with the greatest relaxation of accommodation, objects can be distinctly seen.

Far-sight (far'sīt). See *Hypermetropia* and *Presbyopia.*

Fascia (fash'e-ah) [L. "band"]. 1. A sheet or band of tissue which invests and connects the muscles. 2. A serrated band under the hippocampus minor. **Abernethy's f.,** a sheet of areolar tissue lying over the external iliac artery. **Anal f.,** the ischiorectal fascia. **Aponeurotic f.,** any fascia that serves to keep a muscle in its place and to connect muscles and tendons. **Buck's f.,** the

continuation of Colles's fascia upon the penis. **F. of Camper,** the superficial layer of the superficial fascia over the lower portion of the abdomen. **Cervical f., deep,** one that invests the muscles, vessels, and nerves of the neck. **Cervical f., superficial,** a thin lamina external to the platysma myoides. **Cloquet's f.,** the areolar tissue closing the femoral ring. **Colles's f.,** the deep layer of the superficial perineal fascia. **Cooper's f.,** the fascia transversalis. **Cremasteric f.,** a thin covering of the spermatic cord, formed by fibers of the cremaster veins. **Cribriform f.,** that part of the superficial fascia of the thigh which covers the saphenous opening. **Cuneate f.,** a continuation of the dorsolateral column of the spinal cord into the oblongata. **Deep f.,** a dense, firm, fibrous membrane investing the trunk and limbs, and giving off sheaths to the various muscles. Called also *Aponeurotic f.* **Dénonvillier's f.,** a portion of the rectovesical fossa between the rectum and prostate gland. **F. denta'ta,** a serrated strip of gray matter under the inner border of the hippocampus major. **Endothoracic f.,** a dome-shaped structure at the root of the neck, to which the deep cervical fascia is attached. **Extrapleural f.,** a structure sometimes found at the root of the neck, a prolongation of the endothoracic fascia: important as possibly modifying the auscultatory sounds at the apex of the lung. **Fibro-areolar f.** Same as *Superficial f.* **Godman's f.,** a fascia at the root of the neck, extending to the pericardium. **Iliac f.,** a strong fascia covering the inner surface of the iliac and psoas muscles. **Infundibuliform f.,** a process of the transversalis fascia over the spermatic cord. **Intercolumnar f.,** the pouch which covers the spermatic cord and testis. **Ischiorectal f.,** that which covers the perineal side of the levator ani. **F. la'ta,** the wide, dense sheaths of the muscles of the thigh. **Masseteric f.,** a layer of the deep cervical fascia covering each masseter muscle. **Obturator f.,** the parietal layer of the pelvic fascia. **Palmar f.,** a stout layer beneath the skin of the palm. **Pectineal f.,** the pubic portion of the fascia lata. **Pelvic f.,** the fibrous lining of the interior of the pelvis. **Plantar f.,** the deep fascia of the sole. **F. pro'pria.** 1. One of the coverings of an oblique inguinal hernia, derived from the infundibuliform fascia. 2. The metamorphosed fascial covering of a femoral hernia. **Richet's f.,** a fold of extraperitoneal fascia enveloping the obliterated umbilical vein. **Scarpa's f.,** a part of the deep layer of the superficial fascia of the abdomen which overlies Poupart's ligament. **External spermatic f., Intercolumnar f.,** a fascia connected with the pillars of the external abdominal ring. **F. spira'lis,** a form of spiral bandage. **Superficial f.,** a thin and open lamina lying directly beneath the skin. **F. of Tenon,** a fibrous sheath enclosing part of the eyeball, and helping to form the tunica vaginalis of the eye. **Thyrolaryngeal f.,** the fascia investing the thyroid body and attached to the cricoid cartilage. **Transversalis f.,** that which lies between the transversalis muscle and the peritoneum. **Tyrrell's f.** Same as *Dénonvilliers's f.*

Fascial (fash'e-al). Pertaining to or of the nature of a fascia.

Fascicular, Fasciculate, Fasciculated (fas-ik'u-lar, fas-ik'u-lāt, fas-ik'u-la-ted). Clustered together. **F. bladder,** a bladder in which there is muscular hypertrophy due to obstruction, the muscular bundles interlacing in all directions.

Fasciculation (fas-ik-u-la'shun). Arrangement in fasciculi.

Fasciculus (fas-ik'u-lus) [L. dim. of *fas'cis* bundle]. A small bundle or cluster, chiefly of nervous or muscular fibers. **F. arcua'tus,** the superior longitudinal fasciculus. **F. cerebellospina'lis.** Same as *Direct cerebellar tract* (under *Tract*). **Cuneate f.,** a continuation of the oblongata into the posterior columns of the spinal cord. **F. ex'ilis,** a cluster of muscle-fibers connecting the flexor pollicis longus with the inner condyle of the humerus, or with the coronoid process of the ulna. **Forille's oblique f.,** the peduncle of the cerebellum. **Fundamental f.,** a part of the ventral column of the myelon extending into the oblongata. **F. gra'cilis,** a continuation of the dorsomedian column of the myelon into the oblongata. **Longitudinal f., posterior,** a bundle of nerve-fibers in the pons and crus joining the corpora quadrigemina and the nuclei of the fourth and sixth nerves with the structures below. **Maculary f.,** a class or system of nerve-fibers which originate in the macula lutea. Some are uncrossed (on the temporal side), and others are crossed fibers (on the nasal side of the retina). **Meynert's f.,** the fasciculus retroflexus; a small white fascicle of nerve-fibers going from the habenula to the interpeduncular space. **Olivary f.,** a fillet beneath and enclosing the olivary body. **Pyramidal f., direct,** a part of the anterior column of the cord extending to the pyramid. Called also *F. of Türck.* **F. retroflex'us.** See *Meynert's f.* **F. of Rolando,** the enlarged head of the posterior cornu of gray matter in the oblongata. **F. rotun'dus.** Same as *Solitary f.* **Solitary f.,** fibers that connect the internal capsule and the lenticular nucleus with parts below. **F. subcallo'sus,** a tract of long association-fibers beneath the callosum, running to the frontal, occipital, and parietal lobes. **F. te're,** the funiculus teres. **F. of Türck.** Same as *Pyramidal f.* **Unciform f., Uncinate f.,** a set of fibers connecting the frontal and temporosphenoid lobes.

Fasciola (fas-i'o-lah) [L. "strip of cloth"]. 1. The fascia dentata. 2. A genus of flukes. **F. hepat'ica,** the common liver-fluke of sheep and goats; it is occasionally found in the human liver, where it may cause dangerous symptoms by obstructing the biliary passages and enlargement of the liver with degeneration and cyst-formation. Called also *Distoma hepaticum.*

Fasciolar (fas-i'o-lar). Pertaining to the fasciola or fascia dentata.

Fascioliasis (fas-i-o-li'as-is). Infection of the organism with *Fasciola hepatica.*

Fasciolop'sis Bus'kii. A trematode worm found in the gall-bladder and duodenum of residents in Asia. It is the largest of the intestinal flukes, and is said to cause indigestion, nausea, headache, and diarrhea. **F. Rathon'isi,** a species reported once from Asia.

Fasciotomy (fas-e-ot'o-me) [*Fascia* + Gr. τέμνειν to cut]. Surgical incision and division of a fascia.

Fascitis (fas-si'tis). Inflammation of a fascia.

Fastigatum (fas-tig-a'tum) [L. "pointed"]. The nucleus fastigii, or tegmental nucleus.

Fastigium (fas-tij'e-um) [L. "ridge"]. 1. The angle at the junction of the inferior vermiform process with the velum musculare anterius. 2. The acme, or highest point, as of a fever.

Fat (fat). The oily substance that covers the connective tissue of an animal: mainly a compound of stearic, palmitic, and oleic acids with glycerol. **F.-cell, F.-necrosis,** etc. See under *Cell, Necrosis,* etc. **F.-milk,** centrifugalized cows' milk which contains in very nearly exact proportions the elements of human milk, except that the lactose is somewhat deficient. **Molecular f.,** f. occurring in fine specks within the cells. **F.-thrill,** a peculiar thrill sometimes experienced in abdominal examination, due to excessive fatness of the parietes.

Fatigue (fah-tēg′) [Fr.; L. *fatiga′tio*]. Weariness, usually from overexertion. **F.-stuff,** toxic material due to tissue-degeneration after excessive fatigue.

Fauces (faw′sēz) [L.]. The passage from the mouth to the pharynx. **Isthmus of f.** See *Isthmus faucium.*

Faucial (faw′she-al). Pertaining to the fauces.

Faucitis (faw-si′tis). Inflammation of the fauces.

Faveolate (fav-e′o-lāt) [L. *fave′olus,* from *fa′vus* honey-comb]. Honey-combed; alveolate.

Favus (fa′vus) [L. "honey-comb"]. A contagious skin-disease due to a parasitic fungus, *Acho′rion Schönlein′ii,* and marked by the formation of round, cup-shaped crusts resembling honey-comb, which are usually situated over hair-follicles. The crusts are attended with intense itching and have a peculiar mouldy odor. Called also *Tinea favosa.* The disease may affect any part of the body, but occurs most frequently upon the scalp, resulting in loss of the hair. **F.-cup,** any one of the cup-shaped divisions of one of the crusts that characterize favus.

Febralgene (feb-ral′jēn). An antipyretic and anodyne sedative. Dose, 2½–5 gr. (0.166–0.333 gm.).

Febricide (feb′ris-id) [L. *fe′bris* fever + *cæ′dere* to kill]. Destroying fever.

Febricity (fe-bris′it-e). Feverishness; the quality of being febrile.

Febricula (fe-brik′u-lah) [L.]. A slight or temporary attack of fever.

Febrifacient (feb-re-fa′shent) [L. *fe′bris* fever + *fa′cere* to make]. Producing fever.

Febrifugal (fe-brif′u-gal) [L. *fe′bris* fever + *fuga′re* to put to flight]. Dispelling or relieving fever.

Febrifuge (feb′rif-ūg) [L. *fe′bris* fever + *fuga′re* to dispel]. 1. Dispelling or reducing fever. 2. A remedy that allays fever.

Febrile (feb′ril) [L. *fe′bris* fever]. Pertaining to fever; feverish.

Febrinol (feb′rin-ol). A proprietary analgesic, antipyretic, and hypnotic medicine.

Febris (fe′bris). Latin for *Fever.* **F. un′dulans,** typhomalarial fever.

Fecal (fe′kal). Pertaining to or of the nature of feces.

Fecaloid (fek′a-loid). Resembling fecal matter.

Fecaluria (fek-al-u′re-ah) [*Feces* + Gr. οὖρον urine]. The presence of fecal matter in the urine.

Feces (fe′sēz) [L. *fæ′ces*]. The excrement or undigested residue of the food discharged from the bowels.

Fechner's law (fek′nerz). See *Law.*

Fecula (fek′u-lah) [L. *fæ′cula* lees, dregs]. 1. Lees or sediment. 2. Starch; also the starchy part of a seed.

Feculent (fek′u-lent) [L. *fæculen′tus*]. 1. Having dregs or a sediment. 2. Excrementitious.

Fecundation (fe-kun-da′shun) [L. *fecunda′tio*]. Impregnation or fertilization. **Artificial f.,** that which is effected by injecting semen into the uterus by means of a syringe.

Fecundity (fe-kun′dit-e) [L. *fecun′ditas*]. Ability to produce offspring; fruitfulness.

Feeding (fe′ding). The taking or giving of food. **Extrabuccal f.,** the administration of food by other channels than the mouth. **Forced f.,** the administration of food by force to those who cannot or will not receive it.

Fehling's solution (fa′lingz). See *Solution.*

Fel (fel) Gen. *fel′lis* [L. for "bile" or "gall"]. The bile. **F. bo′vis,** ox-gall. **F. bo′vis inspis′satum,** dried ox-gall. Dose, 5–15 gr. (0.333–1 gm.). **F. bo′vis purifica′tum,** purified ox-gall: laxative tonic and digestant. Dose, 5–10 gr. (0.333–0.666 gm.).

Fellitin (fel′lit-in). A proprietary ox-gall preparation for the cure of frost-bite.

Felon (fel′on). See *Paronychia.*

Felsin (fel′sin). A proprietary preparation of ox-gall, pepsin, pancreatin, and capsicum: used as a digestive and hepatic stimulant.

Felt-work (felt′werk). A complex of nerve-fibrils more dense than a network; neuropilem.

Female (fe′māl) [L. *femel′la* young woman]. 1. Relating or belonging to the sex that conceives and bears young. 2. Receiving a complementary part.

Feminilism, Feminism (fem-in′il-izm, fem′in-izm). The possession or assumption of female characters by the male.

Femininity, Feminity, Femineity (fem-in-in′it-e, fem-in′it-e, fem-in-e′it-e). Womanhood; the possession of normal female qualities by a woman.

Feminonucleus (fem″in-o-nu′kle-us). The female pronucleus. See *Pronucleus.*

Femoral (fem′or-al) [L. *femora′lis*]. Pertaining to the femur.

Femoralis muscle (fem-o-ra′lis). Same as *Cruræus.* See *Muscles, Table of.*

Femorocele (fem′o-ro-sēl) [L. *fe′mur* thigh + Gr. κήλη hernia]. Femoral hernia.

Femorotibial (fem″o-ro-tib′e-al). Pertaining to the femur and the tibia.

Femur (fe′mur) [L. "thigh"]. 1. The thigh-bone. 2. The thigh. **Pilastered f.,** a f. in which the linea aspera stands out like a ridge.

Fenestra (fe-nes′trah) [L. "window"]. A window-like opening; an open area, as in a bandage or the blade of a forceps. **F. ova′lis,** an oval opening in the inner wall of the middle ear. **F. rotun′da,** a round opening in the inner wall of the middle ear.

Fenestrated (fen′es-tra-ted) [L. *fenestra′tus*]. Pierced with one or more openings.

Fenestration (fen-es-tra′shun) [L. *fenestra′tus* furnished with windows]. The act of perforating, or the condition of being perforated, with openings.

Fennel (fen′nel). The umbelliferous plant *Fœnic′ulum vulga′re* and its fruit. The fruit is used as a stimulant, carminative, and emmenagogue. Dose, of water (*a′qua fœnic′uli*), 1–4 fl. dr. (4–16 c.c.); of volatile oil, 5–10 min. (0.33–0.66 gm.). See *Fœniculum.*

Fenthozon (fen′tho-zon). A proprietary disinfectant and deodorizer containing various antiseptic and aromatic principles.

Fenugreek (fen′u-grēk) [L. *fœ′num græ′cum* Greek hay]. The leguminous plant *Trigonel′la fœ′num græ′cum* and its oily seeds. The seeds are used mainly for poultices, etc., and in veterinary medicine.

Feral (fe′ral) [L. *fera′lis*]. Dangerous; deadly.

Feralboid (fe-ral′boid). A proprietary peptonized iron albuminate.

Ferase (fe′rās). A serum for use in treating glanders in horses.

Fercremol (fer′kre-mol). A tasteless brown powder of hemoglobin and iron. Dose, 3–8 gr. (0.2–0.52 gm.).

Fergon (fer′gon). An organic iron preparation.

Ferisol (fer′is-ol). A compound of guaiacol and cinnamic acid, recommended for tuberculosis. Dose, 5–15 gr. (0.33–1 gm.).

Fermang (fer′mang). A preparation of iron, manganese, and albumin: used in anemia and chlorosis.

Ferment (fer′ment) [L. *fermen′tum* leaven]. Any substance that causes fermentation in other substances with which it comes in contact. **Amylolytic f.,** any sugar-producing or diastasic ferment. **Chemic f., Unorganized f.,** one which is not a living organism. **Coagulating f.,** any ferment that causes milk to curdle. **Diastatic f.,** a ferment that changes starch into sugar. **Digestive f.,** a ferment which acts to digest food. **Fibrin f.,** a ferment occurring in the blood, and changing fibrinogen into fibrin. Called also *Thrombin* and *Plasmase.* **Glycolytic f.,** a ferment produced in the liver, which changes starch into glucose; also any ferment that breaks up sugar. **Hydrolytic f.,** a ferment that operates by causing water to be taken up, followed by the breaking down of the substance which absorbs the water. **Inverting f.,** a ferment which converts cane-sugar into grape-sugar. **Organized f.,** a living plant or animal organism, such as a microbe, which acts as a ferment. **Oxidation f., Oxidizing f.,** a ferment which acts as a carrier of oxygen and produces oxidation. **Proteolytic f.,** any ferment that may convert a protein into a peptone or an albumose. **Soluble f.** Same as *Unorganized f.* **Steatolytic f.,** a ferment which splits up fat into fatty acids and glycerin. **Unorganized f.,** a chemical substance producing fermentation by chemical means: an enzyme. **Urea-f.** See *Urease* and *Nephrozymase.*

Fermental (fer-men′tal). Pertaining to or arising from a ferment.

Fermentation (fer-men-ta′shun) [L. *fermenta′tio*]. The decomposition of complex molecules through the influence of a ferment; chemic or physical change induced by a ferment. **Acetic f.,** the conversion of a weak alcoholic solution into acetic acid or vinegar. **Alcoholic f.,** the conversion of ethylic alcohol from carbohydrates. **Ammoniacal f.,** the formation of ammonia and carbon dioxid from urea. **Butyric f.,** the change of carbohydrates, milk, etc., into butyric acid. **Caseous f.,** the coagulation of soluble casein under the influence of rennet-ferment. **Dextran f.,** the f. by which dextrose is converted into dextran. **Diastasic f.,** the change of starch into glucose, under the influence of ptyalin, the glycolytic ferment, etc. **Frog-spawn f.,** dextran f. **Lactic f.,** the souring of milk caused by various bacilli. **Propionic f.,** the production of propionic acid from saccharine solutions by the *Ba′cillus cavici′dus.* **Viscous f.,** the production of gummy substances, as in the urine, milk, and in wine, under the influence of various bacilli.

Fermentemia (fer-men-te′me-ah) [*Ferment* + Gr. αἷμα blood]. The presence of a ferment in the blood.

Fermentogen (fer-men′to-jen) [*Ferment* + Gr. γεννᾶν to produce]. A substance which may be converted into a ferment.

Fermentoid (fer-men′toid) [*Ferment* + Gr. εἶδος resemblance]. A ferment which has been altered so as to lose its active properties.

Fermentum (fer-men′tum). L. for *Yeast.*

Fern (fern). Any cryptogamous plant or species of the order *Filices.* **Female f.,** spleenwort, *Asplenium filix fœmina.* The root-stock was formerly used as an anthelmintic and teniacide. **Male f.** See *Aspidium.*

Ferralbumose (fer-ral′bu-mōs). A proprietary preparation of predigested meat and iron.

Ferralia (fer-ra′le-ah) [L. pl.]. Medicinal iron-preparations; chalybeates.

Ferratin (fer′ra-tin). A proprietary preparation of the iron of the blood of animals. It is a reddish-brown powder, and contains 6 per cent. of iron, and is insoluble in water and dilute acids. It is a hematinic: used in anemia and chlorosis. Maximum dose, 10–15 gr. (0.66–1 gm.).

Ferratogen (fer′at-o-jen). A yellow chalybeate powder insoluble in water, derived from yeast which has been grown on an iron-containing medium.

Ferrein, Pyramids of (fer′in). See *Pyramids.*

Ferri acetas, etc. See under *Iron.*

Ferri-albuminic (fer″e-al-bu-min′ik). Containing iron and albumin.

Ferric (fer′ik) [L. *fer′rum* iron]. Containing iron in its higher valency.

Ferricyanid (fer-re-si′an-id). A compound containing $Fe_2(CN)_6$, or ferric cyanid.

Ferricyanogen (fer″re-si-an′o-jen). A tetravalent radical, $Fe(CN)_6$.

Ferrin (fer′in) [L. *fer′rum* iron]. An iron-containing substance found in some of the bile pigments.

Ferrinol (fer′rin-ol). A therapeutic preparation of iron and nuclein: used in anemia. Dose, 3–10 gr. (0.2–0.65 gm.).

Ferripton (fer-rip′ton). A proprietary therapeutic preparation of iron.

Ferripyrin. Same as *Ferropyrin.*

Ferrisalipyrin (fer″re-sal-ip-i′rin). A yellow-brown powder; ferrous salicylate of antipyrin.

Ferrocyanid (fer-ro-si′an-id). Any compound containing $Fe(CN_2)$, or ferrous cyanid.

Ferrocyanogen (fer″ro-si-an′o-jen). A hexad radical, $(FeC_6N_6)_2$.

Ferrohemol (fer-ro-he′mol). Hemol with 3 per cent. of added iron; a brown powder. Dose, 8 gr. (0.5 gm.).

Ferrometer (fer-rom′et-er) [L. *fer′rum* iron + Gr. μέτρον measure]. An instrument for estimating the amount of iron in a given quantity of blood.

Ferroplasma (fer-ro-plaz′mah). An iron-containing preparation in the roots of *Rumex crispus:* used hypodermically in anemia, etc.

Ferropyrin (fer-ro-pi′rin). An orange-colored powder, $(C_{11}H_{12}N_2O)_3Fe_2Cl_6$, a compound of antipyrin and ferric chlorid. It is soluble in 5 parts of water and in alcohol, but insoluble in ether. It is used in anemia, chlorosis, neuralgia, and as an external astringent. Dose, 7–15 gr. (0.5–1 gm.).

Ferrosin (fer-ro′sin). A preparation of iron oxid (about 75 per cent.) with water, lime, and albumin; used as a pigment.

Ferrosoferric (fer-ro″so-fer′ik). Combining a ferrous with a ferric compound.

Ferrosol (fer′ro-sol). A black liquid containing ferric saccharate and a saccharate of sodium chlorid: used in anemia and chlorosis. Dose, 1 dr. (4 gm.).

Ferrosomatose (fer-ro-so′mat-ōs). Somatose containing 2 per cent. of an iron-combination; a dark-brown tasteless powder: laxative, and serviceable in anemia and chlorosis. Daily dose, 75–150 gr. (5–10 gm.).

Ferrostyptin (fer-ro-stip′tin). A dark-yellow styptic and antiseptic crystalline body containing iron and formaldehyd. Dose, 5–8 gr. (0.333–0.5 gm.).

Ferrous (fer′rus). Containing iron in its lower valency. **F. chlorid,** an iron chlorid, $FeCl_2$ (not the ferric chlorid). Dose, 2–5 gr. (0.139–0.333 gm.).

Ferrozone (fer-o-zōn′). A precipitating material for treating sewage, consisting mainly of iron protosulphate.

Ferruginous (fer-ru'jin-us) [L. *ferrugino'sus, ferru'go* iron rust]. 1. Containing iron or iron rust; chalybeate. 2. Of the color of iron rust.

Ferrum (fer'rum), gen. *fer'ri* [L. "iron"]. See *Iron*. **F. reduc'tum**, reduced iron.

Fersan (fer'san) [L. *fer'rum* iron + *san'guis* blood]. Ferruginous paranucleoproteid; a brown powder prepared from the red cells of cattle blood. Used in anemia and phthisis. Dose, 2–3 gr. (0.139–0.198 gm.).

Fertile (fer'til) [L. *fer'tilis*]. Fruitful; susceptible of being developed into a new individual (of ova); not sterile or barren.

Fertilization (fer''til-iz-a'shun). The act of rendering fertile; fecundation.

Ferula (fer'u-lah) [L.]. A genus of umbelliferous plants. See *Ammoniac, Asafetida*, and *Galbanum*.

Fervin (fer'vin). A preparation of meat-extract and iron in capsules.

Fester (fes'ter). 1. A small superficial sore or ulcer. 2. To suppurate superficially.

Festination (fes-tin-a'shun) [L. *festina'tio*]. An involuntary tendency to increase the speed in walking, as seen in paralysis agitans and other nervous diseases.

Festoform (fes'to-form). A proprietary preparation of formaldehyd in solid form.

Fetal (fe'tal). Pertaining to a fetus.

Fetalism (fe'tal-izm). A persistence in the adult or during postnatal life of certain fetal conditions.

Fetation (fe-ta'shun) [L. *fe'tus* fetus]. 1. The development of the fetus. 2. Gestation or pregnancy.

Fetichism (fe'tish-izm). Sexual perversion in which the patient associates sexual feelings with articles of female dress, as gloves, shoes, hair, etc.

Feticide (fe'tis-id) [L. *fe'tus* fetus + *cæ'dere* to kill]. The destruction of the fetus in the uterus.

Fetid (fe'tid) [L. *fe'tidus*]. Having a rank or disagreeable smell.

Fetlock (fet'lok). The metacarpophalangeal and metatarsophalangeal regions in the horse.

Fetography (fe-tog'raf-e) [*Fetus* + Gr. γράφειν to write]. Skiagraphy of the fetus in utero.

Fetometry (fe-tom'et-re) [*Fetus* + Gr. μέτρον measure]. The measurement of the fetus, especially of the diameters of the fetal head.

Fetoplacental (fe''to-pla-sen'tal). Pertaining to the fetus and placenta.

Fetor (fe'tor) [L.]. Stench, or offensive odor.

Fetron (fet'ron). An ointment base containing stearic-acid anilid.

Fetus (fe'tus) [L.]. The unborn offspring of any viviparous animal; the child in the womb after the end of the third month: before that time it is called the embryo. **Harlequin-f.**, a fetus prematurely born and congenitally affected with keratoma, ichthyosis, and various defects. **Papyraceous f.**, a dead fetus pressed flat by the growth of a living twin. **F. sanguinolen'tus**, a dead fetus which has undergone what is known as maceration.

Fever (fe'ver) [L. *fe'bris*]. 1. Abnormally high bodily temperature; pyrexia. 2. Any disease characterized by marked increase of temperature, acceleration of the pulse, increased tissue-destruction, restlessness, delirium, etc. **Absorption-f.**, a fever often seen during the first twelve hours after parturition. **Aseptic f.**, surgical fever from aseptic wounds, supposed to be due to the disintegration of leukocytes. **Asthenic f.**, a fever with nervous depression, feeble pulse, and a clammy skin. **Auric f.**, a febrile condition due to the exhibition of remedies containing gold. **Bath f.**, a fever attended with anorexia, quickening of pulse, debility, and a cutaneous eruption, due to excessive bathing. **Bilious f.**, one with apparent liver-complications and attended with the vomiting of bile. **Black f.**, Rocky Mountain spotted fever. **Blackwater f.**, malaria hematinuria: a dangerous infectious tropical fever due to an intracellular microörganism. It is marked by chill, remittent fever, vomiting, jaundice, and hematuria. The disease is almost exclusively confined to the white race, and is complicated by nephritis. **Brain-f.**, cerebral meningitis or cerebritis, or both together. Typhoid fever with marked cerebral complications is often called brain-fever. **Breakbone-f.** See *Dengue*. **Bullous f.**, the fever that accompanies pemphigus. **Cameroon f.** Same as *Malarial f.* **Catheter-f.**, a fever that may follow misuse of a catheter. **Cavite f.**, an endemic fever, resembling dengue, of Cavite and the neighborhood. It is marked by abrupt onset, high fever, muscular pain, and tenderness of the eyeballs. **Cerebrospinal f.**, cerebrospinal meningitis. See *Meningitis*. **Chagres f.**, a malignant type of malarial fever occurring along the Chagres River in South America. **Charcot's f.**, a septic fever resulting from impacted gall-stones and consequent jaundice. **Childbed-f.**, puerperal fever. **Chitral f.**, an acute infectious fever occurring in the Chitral valley in India. **Continued f.**, one which is neither intermittent nor remittent, but in which the symptoms are continuous. **Corsican f.**, a sort of malarial f. occurring in Corsica. **Dandy f.** See *Dengue*. **Danube f.**, a remittent fever endemic along the river Danube. **Dumdum f.**, a fever resembling malarial fever but not caused by the malarial parasite, and marked by a particularly severe form of cachexia. It occurs in the region of Dumdum, near Calcutta. **Elephantoid f.** fever occurring in filarial disease, attended with lymphangitis, adenitis, and chyluria, and marked by vomiting and delirium. **Enteric f.**, typhoid fever. **Epidemic catarrhal f.** See *Influenza*. **Eruptive f.**, **Exanthematous f.**, any fever accompanied by an eruption on the skin. **Estivo-autumnal f.** See *Remittent f.* **Famine-f.**, relapsing fever. **Fatigue-f.**, a febrile attack due to overexercise and the absorption of waste-products. **Ferment-f.**, a fever produced by the subcutaneous injection of an unorganized ferment. **Fermentation-f.**, fever due to the absorption of the products of septic fermentation. **Fracture-f.**, fever following the fracture of a bone. **Ganglionic f.**, fever with enlargement of the ganglionic glands. **Garrick f.**, a contagious fever which raged in Dublin in 1742. **Gastric f.**, any acute abdominal attack associated with gastric disturbances. **Glandular f.**, an acute infectious disease of children, characterized by adenitis of the lymph-glands of the neck, particularly the anterior cervical ones. **Hawaiian f.**, a disease coming on with malaise and chill, followed by remittent fever, with splenic enlargement, jaundice, and headache. It occurs in the Hawaiian Islands. **Hay-f.**, an acute and annually recurrent conjunctivitis with nasal catarrh, and often with asthmatic symptoms. The disease occurs at about the same time every year (usually in the spring or summer), and is believed to be caused by the inhalation of the pollen of certain plants. **Hectic f.**, a daily recurring fever with profound sweating, chills, and flushed countenance: associated with tuberculosis and septic poisoning. **Hematuric f.**, any malarial fever that is associated with hematuria. **Hemoglobinuric f.**, any malarial fever attended with hemoglobinuria. **Hugli f.**, a severe malarial fever endemic in Bengal. **Intermittent f.**, malarial fever with

remissions, or stages of apyrexia and **tion-f.**, a febrile condition due to of irritant materials in the body. **Associated f.**, fever with slow and lse in tuberculous meningitis of **sor f.**, a long-standing intermittent on in parts of India. **Jungle f.**, a icious malarial fever occurring in lies. **Krim f.**, an endemic fever of öe, and Greenland. **Leprotic f.**, febrile disturbances seen in the of leprosy. **Levant f.**, a fever the Levant: by some believed malarial origin. **Low f.** Same as **Lung f.**, croupous or other pneu- **larial f.**, a fever, usually either or remittent, formerly ascribed to from damp ground, but now known d by a microörganism or parasite *n mala'riæ*) which gains access to the gh the bite of mosquitos of the genus The disease is attended with enlarge- spleen, and in the later stages with n of the blood-corpuscles. The fever aroxysms, each of which is marked llowed by high fever and sweating, sting from one to ten hours. In *In- fever* there is complete intermission oms, but the attack occurs again at vals. If the paroxysms recur daily termed *quotidian;* if every other day, ter an interval of two days, *quartan. m. fever* there is only a remission attacks. Often the fever is replaced attacks of delirium, or of depression of nausea, vomiting, and diarrhea; nd coldness of the body, or of accel- ation and dyspnea. The attacks are *mb* or *masked ague*. When of long fever produces a state of vital de- emia, and cachexia. **Malignant f.**, h the blood undergoes rapid degen- ges. **Malta f.**, **Mediterranean f.**, cterial origin prevailing in the Medi- region: not unknown in tropical t is marked by irregular fever, malaise, arrhea, and pains in the limbs, and is llowed by tonsillitis, rheumatism, and is said to be caused by the *Micrococ- is*. Called also *Rock-f.* and *Neapol- ary f.*, an epidemic fever character- ating and the formation of a great es, succeeded by a crop of pustules. A mild form of puerperal septicemia. said to attend the establishment of ter delivery. 3. An endemic fever caused by the use of unwholesome **Mosquito f.**, a febrile disease affect- ated persons in Herzegovina at the f the mosquito season. **Nasa f.** (Hind. a remittent fever of India, attended congestion and a pathognomonic of the vessels of the Schneiderian **Neapolitan f.** Same as *Malta f.* a violent type of jungle-fever. **Night-** me as *Typhoid f.* **Oroya f.** See *ruana*. **Paratyphoid f.**, a con- with symptoms identical with those fever, but with the Widal reaction It is caused by a bacillus intermediate een the typhoid bacillus and the colon *paracolon bacillus*. **Peach-f.**, irrita- in, with nasal and bronchial catarrh ivitis, occurring in those who deal in aches. **Pfeiffer's glandular f.**, an ious febrile disease marked by swell- nph-glands, prostration, and anemia. a fever with symptoms resembling hoid, observed in South Africa, **f.**, septic poisoning occurring in child-bed. **Quinin-f.**, a fever attended with skin-eruption, seen among those who work in quinin. **Relapsing f.**, a contagious bacterial fever often associated with poverty and famine. It is caused by the organism *Spirocha'te Obermei'eri*, and begins with chills, sudden fever, and pains in the head, body, and limbs. By the end of the first week the symptoms disappear after a sudden profuse sweating; but a second paroxysm occurs after a variable interval, to be followed often by a third and a fourth attack. **Remittent f.**, a malarial fever with exacerbations and remissions, but no intermissions. See *Malarial f.* **Rheumatic f.**, acute inflammatory rheumatism. **Rocky mountain spotted f.**, an infectious disease of the regions of the Rocky mountains characterized by high fever, a red spotted eruption which may become dark and confluent and by mental symptoms. Probably caused by a blood-parasite, the *Piroplas'ma hom'inis*, which is transmitted by the tick *Dermacep'tor reticula'tus* **Roman f.**, a virulent type of malarial fever prevailing in the Campagna of Rome. **Scarlet f.**, See *Scarlatina*. **Septic f.**, one due to the entrance of septic poisons in the blood. **Simple continued f.**, a non-contagious fever with neither remissions nor intermissions. **Slow f.**, a popular name for various prolonged febrile conditions, often of the so-called typhomalarial type. **Solar f.** Same as *Dengue*. **Spirillum-f.**, relapsing fever. **Splenic f.**, true anthrax. **Spotted f.**, cerebrospinal meningitis; also typhus. **Sthenic f.**, fever characterized by a full, strong pulse, hot and dry skin, high temperature, thirst, and active delirium. **Stiff-neck f.**, epidemic cerebrospinal meningitis. See *Meningitis*. **Symptomatic f.**, pyrexia and a quickened pulse occurring as accompaniments of a wound or of some other affection. **Syphilitic f.**, a febrile condition due to syphilitic poison. **F. of tension**, fever caused by great tension upon the stitches of a wound. Ulceration at the points where the stitches perforate is usually present. **Texas f.**, an infectious cattle-disease caused by the presence in the blood of *Piroplasma bigem'inum* which is introduced by the bite of tick *Booph'ilus bo'vis*. **Thermic f.**, sunstroke: insolation. **Tick f.** Same as *Rocky mountain spotted f.* **Traumatic f.**, one which follows a wound or injury. **Trypanosome f.**, Same as *Trypanosomiasis*. **Typhoid f.**, enteric fever; a specific eruptive communicable fever, due to the *Bacil'lus typho'sus*, and marked by inflammation and ulceration of Peyer's patches, enlargement of the spleen and mesenteric glands, and catarrhal inflammation of the intestinal mucous membrane. The contagious principle is contained in the stools, and is introduced into the body through contaminated food and drinking-water. The period of *incubation* is from one to four weeks, and the disease begins with headache, weariness, backache, cough, nose-bleed, and tenderness in the ileocecal region, the fever increasing each day, but remitting in the afternoon. The fever reaches its *acme* by the second week, at which time there appears on the chest, abdomen, and flanks an eruption of small rose-colored spots or papules, which develop in crops. Diarrhea now begins, accompanied with gurgling, and the evacuations have a peculiar "pea-soup" appearance; the spleen is markedly enlarged and tympanites is present. In a week or so there is a gradual *decline* of the fever and other symptoms, and a gradual convalescence, which may be interrupted by relapses. Complications frequently occur, the most important of which are intestinal hemorrhage, perforation of the intestine, pleurisy, pneumonia, bronchitis, nephritis, thrombosis of veins, otitis, parotitis, etc. **Abenteric typhoid f.**, typhoid fever in which the intes-

tinal tract is not involved. **Abortive typhoid f.** is a variety in which the symptoms are developed in a few days. **Ambulatory typhoid f.**, a form in which the symptoms are not severe enough to confine the patient to bed. **Apyretic typhoid f.**, a form in which the fever does not rise above 100° F., often remaining normal. **Foudroyant typhoid f.**, a severe form with convulsions and other nervous disturbances. **Hemorrhagic typhoid f.**, a very fatal variety with hemorrhage from the mouth, bowels, and kidneys. **Typhomalarial f.**, a fever showing typhoid symptoms, but believed to be malarial in origin. **Typhus f.**, a highly contagious eruptive fever with no characteristic lesions (except, possibly, softening of the spleen, darkness of the blood, and congestion of the lungs), but with great prostration. The occurrence of the disease is favored by filth, overcrowding, bad ventilation, poor food, etc., and the contagion is conveyed by the breath and exhalations from the skin. The incubation-period varies from one day to two weeks, and the disease begins with malaise, headache, chills, pains in the muscles, dark flushing of the skin, and rapidly rising fever. After the fever has reached its height, the other symptoms increase, with great prostration, blackness and dryness of the tongue, and a deposit of sordes on the teeth and lips. The breath and perspiration have a peculiar musty odor, and the patient passes from a state of delirium into a nearly comatose condition. The eruption, which appears on the fourth or fifth day, consists of a mottling of the skin, together with small, slightly elevated, rose-colored spots. **Undulant-f.** Same as *Malta f.* **Urethral f.**, fever following the use of the urethral bougie, catheter, or sound. **West African f.** Same as *Blackwater f.* **Wound f.**, traumatic fever. **Yellow f.**, an infectious fever, chiefly of tropical America, marked by fatty degeneration of the liver and congestion of mucous membranes of the stomach and intestines. It is probably due to a protozoan organism which is transmitted to the blood of man by the bite of the mosquito (*Stegomyia fasciata*). The period of incubation is from two to fifteen days, and the disease begins with chills, fever, frontal headache, pains in the spinal and lumbar regions, and vomiting. The fever rises rapidly, the bowels become constipated, and the vomiting increases, until by the fourth day it becomes black, or red from the presence of blood. The skin becomes jaundiced, the urine scanty and albuminous, and there may be hemorrhage from the intestinal mucous membrane. The disease is extremely fatal, the patient passing into the typhoid state or into a condition of delirium or of coma.

Feveret (fe-ver-et′). 1. Influenza, or grip. 2. Ephemeral fever.

Feverfew (fe′ver-fu). See *Pyrethrum*.

Fexism (fex′izm). A kind of cretinism occurring in Styria in Austria.

Fiat (fi′at), pl. *fi′ant*. Latin for *Let there be made*.

Fiber (fi′ber) [L. *fi′bra*]. An elongated thread-like structure of organic tissue. **Accelerating f.**, nerve-fibers that transmit the impulses that accelerate the heart-beat. **Accessory f's**, those zonular fibers that are not grouped as chief fibers. **Arciform f., Arcuate f's**, in the cerebrum, associating fibers that connect adjacent convolutions; in the cerebellum, similar fibers that connect one lamina with another. **Association f's**, brain- and nerve-fibers that take part in the association of functions and acts. **Augmentor f.** Same as *Accelerating f.* **Axial f.**, the axis-cylinder of a nerve-fiber. **Beale's f.**, a spiral nerve-fiber. **Bergmann's f's**, processes which radiate from certain superficial glia-cells of the cerebellum and enter the pia. **Bernheimer's f's**, a tract of nerve-fibers of the brain running from the optic tract to Luys's body. **Bogrow's f's**, nerve-fibers of the cerebrum running from the optic tract to the thalamus. **Bühlmann's f's**, a set of peculiar lines in carious teeth caused by bacteria. **Capsular f's**, the nerve-fibers within the internal capsule of the brain. **Cilio-equatorial f's**, those which pass from the summits of the ciliary processes to the equator of the lens. **Cone-f's**, the fiber-like extensions of the visual cells on either side of their nuclei which connect the retinal cones with the outer molecular layers of the retina. **Corti's f's**, the rods of Corti. **Darkschewitz's f's**, nervous fibers of the cerebrum running from the optic tract to the habenular ganglion. **Decussating f's**, those which cross in the center of the optic commissure connecting the retina of each eye with the opposite cerebral hemisphere. **Dendritic f's**, fibers which pass in a tree-like form from the cortex to the white substance of Schwann. **Edinger's f's**, fibers in cerebrum of amphibia, forming part of the visual paths. **Elastic f's**, yellowish fibers of elastic quality traversing the intercellular substance of connective tissue. **Endogenous f's**, nerve-fibers of the spinal cord which arise from cells outside the cord. **Exogenous f's**, fibers of the spinal cord which arise from cells situated in the gray matter of the cord. **Extraciliary f's.** See *Fleece*. **Geminal f's**, the pair of fibers formed by division of the pyramidal fibers of the cord, one fiber of each pair continuing on the same side of the cord, and the other passing to the opposite side. **Gerdy's f's**, the fibers of the superficial ligament connecting the clefts of the palmar surfaces of the fingers. **Gottstein's f's**, the external hair-cells and nerve-fibers associated with them, forming a part of the expansion of the auditory nerve in the cochlea. **Gratiolet's radiating f's**, fibers that radiate from the optic center in the occipital lobe to the external geniculatum and pulvinar. **Gray f's**, non-medullated fibers; the fibers of Remak. **Hair-f.**, any one of the horny fibers, each containing relics of a nucleus, which make up the main substance of a hair. **Henle's f's**, the fibers of the fenestrated membrane which exists in certain arteries between the external and middle coats: a part are elastic, others nucleated. **Intraciliary f's**, a set of fibers passing from the anterior peduncles of the cerebellum to the dentatum. **Lens f's**, long flattish hexagonal prisms extending through the lens of the eye. **Longitudinal f's**, the external fibers in the optic tracts passing into the optic nerve of the same side, connecting each retina with the hemisphere of the same side. **Mantle f's**, any one of the cytoplastic filaments which assist in drawing the daughter chromosomes toward the poles of the central spindles. **Medullated f's**, grayish-white nerve-fibers whose axis-cylinder is surrounded by a medulla (or white substance of Schwann). **Meynert's f's**, nerve-fibers conveying light-sensations from the anterior corpora quadrigemina to oculomotor nuclei. **Moss-f.**, a peculiar form of nerve-fiber. **Müller's f's**, supporting fibers of the neuroglia in the retina. **Muscle-f.**, any one of the ultimate linear elements of muscular tissue. **Myelinated f's**, the medullated fibers. **Nerve-f.**, any fiber having the property of conducting molecular or invisible waves of stimulation. **Non-medullated f's**, the gray nerve-fibers. **Orbiculo-anterocapsular f's**, those chief fibers which have the most posterior and internal position, lying in close relation to the anterior boundary of the vitreous. **Orbiculociliary f's**, those accessory fibers which pass from the orbicular zone to the ciliary processes. **Orbiculoposterocapsular f's**, those zonular fibers which spring from the prolongation of the hyaloid membrane investing the ciliary ring. **Perlia's f's**, nerve-fibers of optical function in the cerebrum running to the medulla oblongata. **Projection-f's**, a fiber-tract of the cerebral medulla passing from the peduncles to various parts of the brain. **Prussak's f's**, two short fibers from the end of the short process of the malleus to the notch of Rivinus. **Purkinje's f's**, beaded muscular fibers forming a network in the subendocardial tissue of the ventricles of the heart. **Reissner's f's**, a free fiber in the central canal of the spinal cord. **F's of Remak**, the non-medullated nerve-fibers found largely, but not exclusively, in the sympathetic nerves. **Retzius's f's**, the stiff filaments of Deiters' cells in the organ of Corti. **Ritter's f.**, a fiber in the axis of a retinal rod: probably a nerve-fiber. **Rolando's f's**, the external arcuate fibers of the medulla oblongata. **Sappey's f's**, smooth muscle-fibers in the check ligaments of the eye near their orbital attachments. **Sharpey's f's**, fibers that join together the lamellæ of bone. **Stilling's f's**, association fibers of the cerebellum. **Tome's f's**, branching processes of the odontoblasts in the dentinal canals. **Transilient f's**, nerve-fibers that pass from one convolution to another not next to it. **Varicose f's**, certain medullated fibers which have no neurilemma: after death a fluid accumulates between the myelin and the axis-cylinder, giving them a varicose appearance. **Von Monakow's f's**, nerve-fibers of the cerebrum running from the optic tract to the lenticular ganglion. **Wernicke's f's.** Same as *Gratiolet's radiating f's*. **Zonular f's**, fibers of the zonula Zinnii—grouped as accessory and chief fibers. **Zonular f's, chief**, a group including the orbiculocapsular and ciliocapsular fibers.

Fibralbumin (fi-bral-bu′men). Globulin.

Fibremia (fi-bre′me-ah) [L. *fi′bra* fiber + Gr. αἷμα blood]. The presence of fibrin in the blood.

Fibril, Fibrilla (fi′bril, fi-bril′lah) [L. *fibril′la*]. A minute fiber or filament.

Fibrillar, Fibrillary (fi-bril′lar, fib′ril-la-re). Pertaining to a fibril or to fibrils.

Fibrillation (fib-ril-la′shun). 1. The quality of being fibrillar. 2. Muscular tremor.

Fibrin (fi′brin). A whitish protein from the blood and the serous fluids of the body. It is seen in elastic fibrillar masses; insoluble in water, but soluble in dilute acids and alkalies. It is formed from fibrinogen by the action of a ferment in the blood. **Canalized f.**, a peculiar hyaline substance traversed by numerous channels occurring in the region of the chorion frondosum in the fetus. **F.-factors**, fibrinogen and paraglobulin. **Gluten-f.**, a form of fibrin from the seeds of various plants. **Henle's f.**, fibrin formed by precipitating semen with water.

Fibrination (fi-brin-a′shun). The acquisition of an abnormally large amount of fibrin.

Fibrinogen (fi-brin′o-jen) [*Fibrin* + Gr. γεννᾶν to produce]. A globulin of the blood from which the fibrin is mainly derived. The nucleoproteins are all sometimes classed together as fibrinogens.

Fibrinogenic, Fibrinogenous (fi″brin-o-jen′ik, fi-brin-oj′en-us). Giving origin to fibrin.

Fibrinoglobulin (fi″brin-o-glob′u-lin). A globulin entering into the composition of fibrinogen.

Fibrinoid (fi′brin-oid) [*Fibrin* + Gr. εἶδος form]. The substance formed in the process of caseation of tissues: so called because it resembles canalized fibrin.

Fibrinolysis (fi-brin-ol′is-is) [*Fibrin* + Gr. λύσις solution]. The splitting up of fibrin by enzyme action.

Fibrinoplastic (fi″brin-o-plas′tik). Of the nature of paraglobulin.

Fibrinoplastin (fi″brin-o-plas′tin). Same as *Paraglobulin*.

Fibrinoscopy (fi-brin-os′ko-pe) [L. *fi′bra* fiber + Gr. σκοπεῖν to view). Same as *Inoscopy*.

Fibrinosis (fi-brin-o′sis). A condition characterized by excess of fibrin in the blood.

Fibrinous (fi′brin-us). Pertaining to or of the nature of fibrin.

Fibrinuria (fi-brin-u′re-ah). The discharge of fibrin in the urine.

Fibro-adenoma (fi″bro-ad-en-o′mah). Adenoma containing fibrous tissue.

Fibro-adipose (fi-bro-ad′ip-os). Both fibrous and fatty.

Fibro-areolar (fi″bro-ar-e′o-lar) [L. *fi′bra* fiber + *are′ola*]. Both fibrous and areolar.

Fibroblast (fi′bro-blast) [*Fiber* + Gr. βλαστός germ]. Any cell-element from which the fibers are developed; a young connective-tissue cell.

Fibroblastic (fi-bro-blas′tik). Pertaining to fibroblasts; fibroplastic.

Fibrocarcinoma (fi″bro-kar-sin-o′mah). Carcinoma containing fibrous tissue.

Fibrocartilage (fi-bro-kar′til-ej) [L. *fi′bra* fiber + *cartila′go* cartilage]. Any tough and elastic cartilage of which the matrix contains a considerable amount of white fibrous tissue. **Circumferential f.**, any fibrocartilage forming a rim about a joint-cavity. **Connecting f.**, any disk of fibrocartilage which attaches opposing bones to each other by synchondrosis. **Interarticular f.**, any movable plate of fibrocartilage lying between opposed joint-surfaces. The principal of these are the acromioclavicular, intercoccygeal, intervertebral, pubic, radio-ulnar, sacrococcygeal, and sternoclavicular. **Semilunar f's**, two crescentic lamellæ (external and internal) which deepen the surface of the head of the tibia for its articulation with the femur. **Spongy f.** Same as *Connecting f.* **Stratiform f.**, such as lines the bony grooves in which certain tendons are placed. **White f.**, a mixture of white fibrous and cartilaginous tissues.

Fibrocaseose (fi-bro-ka′se-ōs). Both fibrous and caseous.

Fibrocellular (fi-bro-sel′lu-lar). Partly fibrous and partly cellular.

Fibrochondritis (fi″bro-kon-dri′tis) [L. *fi′bra* fiber + *Chondritis*]. Inflammation of a fibrocartilage.

Fibrocyst (fi′bro-sist) [L. *fi′bra* fiber + Gr. κύστις cyst]. A fibroma that has suffered cystic degeneration.

Fibrocystic (fi-bro-sis′tik). Partly fibrous and partly cystic.

Fibrocystoma (fi″bro-sis-to′mah). Fibroma blended with cystoma; a tumor containing fibromatous and cystomatous elements.

Fibrocyte (fi′bro-sīt) [L. *fi′bra* fiber + Gr. κύτος cell]. A cell of fibrous tissue.

Fibro-enchondroma (fi″bro-en-kon-dro′mah). Enchondroma containing fibrous elements.

Fibrofibrous (fi-bro-fi′brus). Joining or connecting fibers.

Fibrogen (fi′bro-jen). See *Fibrinogen*.

Fibroglia (fi-brog′le-ah) [L. *fi′bra* fiber + Gr. γλιὰ glue]. A fibrillar substance produced by connective-tissue cells which bear the same relation to connective-tissue cells that neuroglia bears to neuroglia cells. Fibroglia fibers exist in true basement membrane of the coil glands of the skin, of the glands of the breast, and of the renal tubules.

Fibroglioma (fi″bro-gli-o′mah). Fibroma blended with glioma.

Fibrohemorrhagic (fi″bro-hem-o-raj′ik). Attended with hemorrhage and fibrin-formation.

Fibroid (fi′broid) [L. *fi′bra* fiber + Gr. εἶδος form]. 1. Resembling a fibroma or a fibrous structure. 2. A fibroma. **Paget's recurrent f.**, spindle-shaped sarcoma of the subcutaneous tissue.

Fibroidectomy (fi-broi-dek′to-me) [*Fibroid* + Gr. ἐκτομή excision]. Excision of a uterine fibroid.

Fibroin (fi-bro′in). A white albuminoid, $C_{15}H_{23}N_3O_6$, from spiders' webs and the cocoons of insects.

Fibrolipoma (fi″bro-li-po′mah) [L. *fi′bra* fiber + Gr. λίπος fat + -ωμα tumor]. A fibrous tumor that is in part fatty.

Fibrolipomatous (fi″bro-lip-o′mat-us). Pertaining to fibrolipoma.

Fibrolysin (fi-brol′is-in). A soluble combination of thiosinnamin and sodium salicylate. It is injected for the purpose of breaking up fibrous tissue.

Fibroma (fi-bro′mah) [L. *fi′bra* fiber]. A tumor composed mainly of fibrous or fully developed connective tissue. **Concentric f.**, a uterine fibroma surrounding the uterine cavity. **Hard f.**, one composed of fibrous tissue with few cells. **Intracanalicular f.** Same as *Adenocele*. **F. lipomato′des.** Same as *Xanthoma*. **F. mollus′cum.** Same as *Molluscum fibrosum*. **Soft f.**, one containing copious cells.

Fibromatoid (fi-bro′mat-oid) [*Fibroma* + Gr. εἶδος form]. Resembling fibroma; fibroma-like.

Fibromatosis (fi″bro-ma-to′sis). A tendency to the development of fibromata.

Fibromatous (fi-bro′mat-us). Pertaining to or of the nature of fibroma.

Fibromuscular (fi-bro-mus′ku-lar). Composed of fibrous and muscular tissue.

Fibromyitis (fi″bro-mi-i′tis) [L. *fi′bra* fiber + Gr. μῦς muscle + -ιτις inflammation]. Inflammation and fibrous degeneration of a muscle.

Fibromyoma (fi″bro-mi-o′mah). Fibroma blended with myoma; a tumor containing fibrous and muscular tissue.

Fibromyotomy (fi″bro-mi-ot′o-me) [*Fibromyoma* + Gr. τομή cut]. Excision of a fibromyoma.

Fibromyxoma (fi″bro-miks-o′mah). Fibroma blended with myxoma.

Fibromyxosarcoma (fi″bro-miks-o-sar-ko′mah). A sarcoma containing fibrous and myxoid tissue.

Fibroneuroma (fi″bro-nu-ro′mah). A fibroma blended with neuroma; a tumor composed of fibrous tissue and nerve-fibers.

Fibronuclear (fi-bro-nu′kle-ar). Made up of nucleated fibers.

Fibropericarditis (fi″bro-per-e-kar-di′tis). Fibrinous pericarditis.

Fibroplastic (fi-bro-plas′tik) [L. *fi′bra* fiber + Gr. πλάσσειν to form]. Giving origin to fibrous tissue.

Fibroplastin (fi-bro-plas′tin). Same as *Paraglobulin*.

Fibropolypus (fi-bro-pol′ip-us). A fibroid polypus.

Fibropsammoma (fi″bro-sam-mo′mah). A tumor containing fibromatous and psammomatous elements.

Fibroreticulate (fi″bro-re-tik′u-lāt). Composed of a network of fibers.

Fibrosarcoma (fi″bro-sar-ko′mah). A fibroma blended with sarcoma; a tumor composed of fibrous and sarcomatous elements.

Fibroserous (fi-bro-se′rus). Composed of fibrous elements, but having a serous surface: said of certain membranes.

Fibrosis (fi-bro′sis). The formation of plastic tissue; fibroid degeneration. **Arteriocapillary f.**, the narrowing or closure of minute arteries and capillaries by inflammatory internal fibrosis.

Fibrotuberculosis (fi″bro-tu-ber-ku-lo′sis). Fibroid phthisis.

Fibrous (fi′brus). Composed of or containing fibers.

Fibula (fib′u-lah) [L. "buckle"]. The outer and smaller of the two bones of the leg.

Fibular (fib′u-lar). Pertaining to the fibula.

Fick's bacillus (fik). See *Bacillus of Fick*.

Ficosis (fi-ko′sis). See *Sycosis*.

Ficus (fi′kus) [L. "fig"]. 1. The genus of trees to which the fig belongs. 2. The fig; the fruit or fleshy receptacle of *F. ca′rica*, the fig-tree: laxative, digestant, and nutritive. 3. An old name for a hemorrhoidal tumor.

Field (fēld). An area or open space. **Auditory f.**, the space within which sounds are audible. **Cohnheim's f's**, small polygonal areas seen on sections of a prism of the sarcous element. **F. of fixation**, the region bounded by the utmost limits of central or clear vision, the eye being allowed to move, but the head being fixed. **Magnetic f.**, that portion of space about a magnet in which its action is perceptible. **F. of a microscope**, the area that can be seen through a microscope at one time. **F. of vision**, that portion of space which the fixed eye can see. **Cribriform f. of vision**, a field of vision over which a number of isolated scotomata lie dispersed. **Overshot f. of vision**, a condition in which the line of separation between the halves of the field of vision does not pass through the point of fixation.

Fifth nerve, ventricle, etc. See *Nerve, Ventricle*, etc.

Fig (fig). See *Ficus*. **F.-wart.** See *Verruca acuminata*.

Figwort (fig′wurt). Any scrophulariaceous plant, especially the herb *Scrophula′ria nodo′sa*: diuretic, alterative, and sedative. Dose of fluid extract, 30–60 min. (2–4 c.c.).

Filaceous (fi-la′shus). Made up of filaments.

Filament (fil′am-ent) [L. *filamen′tum*]. A delicate fiber or thread. **F's of Ammon**, fine hairs, or cilia, on the inner surface of the ciliary body of the eye. **Axial f.**, the central thread of the flagellum of a spermatozoön. **Spermatic f.**, the caudal filament of a spermatozoön. **Terminal f.** Same as *Filum terminale*.

Filaria (fi-la′re-ah). A genus of nematode or thread-worms; endoparasitic. **F. Bancrof′ti**, a nematode worm whose larvæ, called *F. sangui′nis hom′inis*, infest the blood-vessels and lymph-channels. **F. conjuncti′væ**, a species found in the eye of horses and asses, and sometimes in man. **F. Demarquay′i**, a very small species found in the blood of negroes from St. Vincent, West Indies. **F. diur′na**, a species sometimes found in human blood. **F. equi′na**, a common parasite of the abdominal cavity of horses and asses; sometimes found in man. **F. len′tis**, a species found in the lens of the eye. **F. lo′a**, an African species inhabiting the connective tissue of the body, which it traverses freely. It is seen especially around the eye. It causes itching and occasionally edematous swellings. **F. medinen′sis**, the Guinea-worm; an animal parasite, the female of which burrows under the skin and then deposits its embryos, which finally cause abscess-formation. **F. noctur′na**, a variety of *F. sanguinis hom′inis*, whose presence in the blood may cause chyluria. **F. per′stans**, a variety of *F. sanguinis hom′inis*, forms in the capillaries of the human skin: it probably causes ainhum. **F. philippinen′sis**, a species of filaria found in the blood of patients in Manila. **F. san′guinis hom′inis**, the larvæ of the worm *F. Bancrof′ti*, is found in the blood during the night in chyluria, and in the lymph-vessels of the lower limbs and scrotum. They cause dilatation of the lymphatics, hematuria, chyluria, abscesses, lymph-scrotum, and elephantiasis. The filaria is conveyed to man through the bite of mosquitoes of the genus *Culex*.

Filarial (fil-a′re-al). Pertaining to or caused by filariæ.

Filariasis, Filariosis (fil-ar-i′as-is, fil″ar-e-o′sis). A diseased state due to the presence of *Fila′riæ san′guinis hom′inis* within the organism.

File, Dental (fīl). A file of various forms used in operative and mechanical dentistry.

Filicin (fil′is-in). A preparation of filix mas. Dose, 2 gr. (0.1 gm.).

Filiform (fil′if-orm) [L. *fi′lum* thread + *for′ma* form]. Thread-shaped.

Filipuncture (fil′e-punkt-ūr) [L. *fi′lum* thread + *punctu′ra* puncture]. The insertion of a wire or thread into an aneurysm.

Filix (fi′lix), pl. *fili′ces* [L.]. A fern. *F. fem′ina*, the female fern. *F. mas*, the male fern. See *Fern*.

Fillet (fil′let). 1. A loop-shaped structure. 2. A loop, as of cord or tape, for making traction. 3. The white band on the outer side of the superior cerebellar peduncles, beginning between the two olivary bodies and extending through the tegmentum of the crus and the middle of the pons; the lemniscus. **Lateral f.**, a portion of the lemniscus, or fillet, that enters the posterior corpora quadrigemina. **Mesal f.**, a portion of the lemniscus that passes to the anterior corpora quadrigemina and thalamus opticus. **Olivary f.**, the nerve-fasciculus surrounding the olivary nucleus.

Filmogen (fil′mo-jen). A solution of nitrated cellulose in acetone and castor oil: used in applying medicines to the skin.

Filopodium (fi-lo-po′de-um), pl. *filopo′dia* [L. *fi′lum* thread + Gr. πῦς foot). A slender, filamentous pseudopodium. Cf. *Lobopodium*.

Filopressure (fi′lo-presh-ūr) [L. *fi′lum* thread + *pressu′ra* pressure]. The compression of a blood-vessel by a thread.

Filovaricosis (fi″lo-var-ik-o′sis). The development of varicosities on the axis-cylinder of a nerve-fiber.

Filter (fil′ter) [L. *fil′trum*]. A device for the straining of water or other liquid. **Berkefeld f.**, a filter in which the liquid is passed through diatomaceous earth. **Kitasato's f.**, a bacteriologic filter in which the liquids are drawn by suction through an unglazed porcelain bougie. **Pasteur-Chamberland f.**, a hollow column of unglazed porcelain through which liquids are forced by pressure or by vacuum exhaustion. **Reichels' f.**, a bacteriologic filter in which the liquid is placed in a receiver of unglazed porcelain and drawn through the walls of the receiver by suction.

Filtrate (fil′trāt). A liquid which has passed through a filter.

Filtration (fil-tra′shun). The passage of a liquid through a filter.

Filum (fi′lum) [L.]. A thread-like structure or part. **F. corona′rium**, a cord-shaped ridge near the auricular orifice of the heart. **F. termina′le** [L. "end-thread"], the slender distal end of the spinal cord.

Fimbria (fim′bre-ah) [L.]. A fringe; especially the fringe-like end of the oviduct. **F. ova′rica**, the longest of the fimbriæ of the oviduct.

Fimbriate, Fimbriated (fim′bre-āt, fim′bre-a-ted) [L. *fimbria′tus*]. Fringed.

Fimbriatum (fim-bre-a′tum) [L. "fringed"]. The corpus fimbriatum.

Fimbriocele (fim′bre-o-sēl) [*Fimbria* + Gr. κήλη hernia]. Hernia containing the fimbria of the oviduct.

Finger (fing′ger). Any one of the five digits of the hand. **Clubbed f.**, a finger the terminal phalanx of which is short and broad with an overhanging nail: seen in various cases of chronic disease of the thoracic organs. **Dead f.** See *Digitus mortuus*. **Hippocratic f.**, a condition in which the nails curve over the ends of the fingers: seen in diseases of the lungs and heart. **Insane f.**, chronic whitlow in certain cases of confirmed insanity. **Lock-f.**, a peculiar affection of the fingers in which they are liable to become fixed in a flexed position owing to the presence of a small fibrous growth in the sheath of the tendon of the extensor. **Mallet-f.**, permanent flexion of the distal phalanx. **Morse f.**, a deformity of the finger due to constant use of the Morse telegraph-key. **Snap-f.**, **Spring-f.**, a condition in which flexion and extension of the finger beyond certain points are difficult. **F.-stall**, a cap or cot for a sore or injured finger. **Trigger-f.**, a finger liable to be affected with a momentary spasmodic arrest of flexion or extension, followed by a snapping into place. **Webbed f's**, fingers united to a greater or less extent by a fold of skin.

Fir (fur). See *Abies*. **F.-balsam.** See *Abies balsamea*.

First intention. See *Healing*.

Firwein (fir′wīn). A respiratory tonic made from the bark of fir tree with phosphorus, bromin, and iodin.

Fish-skin disease. See *Disease*.

Fission (fish′un) [L. *fis′sio*]. The division of a cell into parts; segmentation.

Fissiparous (fis-sip′ar-us) [L. *fin′dere* to split + *par′ere* to produce]. Propagated by fission.

Fissural (fish′u-ral). Pertaining to a fissure.

Fissure (fish′ūr) [F. *fissu′ra*]. Any cleft or groove, normal or other. **Abdominal f.**, a congenital slit in the abdominal wall. **Adoccipital f.**, a fissure which sometimes crosses the caudal part of the precuneus and joins the occipital fissure. Called also *Entolambdoid f.* **Ammon's f.**, a pear-shaped operation in the sclera at an early fetal period. **Anal f.**, a painful linear ulcer at the margin of the anus. **Ape-f's**, those fissures in the human brain which are found also in apes. **Auricular f.**, a fissure of the petrous bone. **F. of Bichat**, a transverse fissure between the fornix and the upper surface of the cerebellum. **Branchial f.** See *Branchial cleft*, under *Cleft*. **Broca's f.**, the fissure that surrounds the third left frontal convolution. **Burdach's f.**, a fissure between the lateral surface of the insula and the inner surface of the operculum. **Calcarine f.**, the fissure on the mesial surface of the occipital lobe which separates the cuneus from the lingual lobule. **Callosal f.**, the space between the dorsum of the callosum and the cortex overhanging it. **Callosomarginal f.**, a fissure on the mesial surface of the frontal and parietal lobes parallel to the callosum and (anteriorly) to the marginal convolution. **Central f.**, the fissure of Rolando. **Clevenger's f.**, the inferior occipital fissure. **Dentate f.** Same as *Hippocampal f.* **Ecker's f.**, a transverse fissure on the dorsal surface of the occipital lobe of the brain, it being a part of the paroccipital fissure. Called also *Transverse occipital f.* **Entolambdoid f.** See *Adoccipital f.* **Entorbital f.**, a fissure occasionally seen between the orbital and olfactory fissures. **Ethmoid f.**, the superior meatus of the naris. **Exoccipital f.** See *Wernicke's f.* **Fim-**

briodentate f., fissure between the dentate fascia and the corpus fimbriatum. **Glaserian f.**, an opening in the wall of the tympanic cavity, extending to the glenoid fossa and lodging the long process of the malleus. **Great horizontal f.**, the principal horizontal fissure of the cerebellum. **Henle's f's**, spaces filled with connective tissue between the muscular fibers of the heart. **Hippocampal f.**, the cerebral fissure, extending from the splenium almost to the tip of the temporal lobe; it is collocated with the hippocampus major. **Interparietal f.**, a fissure beginning near the ventral end of the central fissure and running between the parietal convolutions almost to the end of the occipital lobe. **Intragracile f.** Same as *Sulcus intragracilis*. **Jensen's f.**, a part of the intermedial fissure near the Sylvian fissure. **Longitudinal f.**, the deep fissure between the cerebral hemispheres. **Mandibular f.**, the two lowest facial fissures of the embryo. **Occipital f.**, a deep fissure between the parietal and occipital lobes of the cerebrum. **Occipital f., anterior,** the depression between the occipitotemporal and inferior sphenoidal lobes. **Palpebral f.**, the slit or opening between the eyelids. **Parallel f.** Same as *Supertemporal f.* **Parietal f.**, the parietal portion of the interparietal fissure. **Paroccipital f.**, the posterior portion of the interparietal fissure. **Portal f.**, the transverse fissure of the liver. **Postcentral f.**, one of the sulci of the cerebellum. **Postclival f.**, one of the fissures of the cerebellum. **Postgracile f.** See *Sulcus postgracilis*. **Precentral f.**, a fissure parallel to the fissure of Rolando and anterior to it. **Preclival f.**, one of the fissures of the cerebellum. **Pregracile f.**, the sulcus pregracilis; a fissure of the cerebellum. It lodges the middle cerebral artery. **Prelimbic f.**, the anterior part of the callosomarginal fissure. **Prepyramidal f.**, a fissure in front of the pyramid between the tonsil and the cuneate lobule. **Pterygotympanic f.** Same as *Glaserian f.* **F. of Rolando,** the fissure between the parietal and frontal lobes. **Santorini's f.**, a cleft in the fibrocartilage of the pinna of the ear. **Schwalbe's f's,** the supercentral and anterior occipital fissures. **Sphenoidal f.**, a cleft in the wings and body of the sphenoid and orbital plate of the frontal bone for various nerves and vessels. **Subsylvian f.** 1. An occasional fissure on the ventral surface of the frontal lobe of the brain. 2. The horizontal limb of the fissure of Sylvius. **Supercallosal f.** 1. The central part of the callosomarginal fissure. 2. The callosomarginal fissure. **Supercentral f.**, a cleft of the cerebrum situated above and parallel to the dorsal part of the central fissure. **Superfrontal f.**, a fissure on the lateral aspect of the frontal lobe, demarcating the second frontal convolution. **Superoccipital f.**, a fissure in the upper part of the occipital portion of the posterior lobe of the cerebrum. **Superseptal f.**, a fissure in the cuneus nearly parallel with the occipital fissure. **Supertemporal f.**, a fissure in front of and parallel to the Sylvian fissure. Called also *Parallel f.* **F. of Sylvius,** a fissure that separates the anterior and middle lobes of the cerebrum. **Transtemporal f.**, an occasional short fissure in the lateral surface of the temporal lobe. **Transverse f.** 1. A fissure crossing the under surface of the right lobe of the liver. 2. A horseshoe-shaped fissure extending from the descending cornu of the cerebrum on one side to that on the other. **Umbilical f.**, the anterior part of the longitudinal fissure of the liver. **F. of the vestibule,** the crack by which the fenestra rotunda opens into the vestibule. **Wernicke's f.**, a fissure that sometimes demarcates the parietal and temporal lobes from the occipital lobe. **Zygal f.**, a fissure that consists of two portions united by a third portion. **Zygomaticosphenoid f.**, a fissure between the orbital surface of the great wing of the sphenoid bone and the malar bone.

Fistula (fis'tu-lah), pl. *fis'tulæ* [L. "pipe"]. A deep, sinuous ulcer, often leading to an internal hollow organ. **Abdominal f.**, a passage leading from the abdominal surface to some one of the hollow abdominal viscera. **Aërial f.**, an opening in the neck leading to the trachea or other part of the air-passages. **Anal f.**, a fistula near the anus, which may or may not communicate with the rectum. **Blind f.**, one that is open at one end only. **Blind f., external,** a blind fistula that opens upon the skin. **Blind f., internal,** one that opens upon a mucous surface. **Branchial f.**, an unclosed branchial cleft. **F. cervicovagina'lis laqueat'ica,** a fistula in the vaginal portion of the cervix uteri between the uterine canal and the vagina. **Complete f.**, one that opens upon the skin and also upon an internal cavity. **Ech's f.**, an artificial communication made between the portal vein and the vena cava. **Fecal f.**, one that communicates with the intestine. **Folliculovestibular f.**, peri-urethral fistula in the female subject. **Gastric f.**, an opening, usually artificial, into the stomach through the wall of the abdomen. **Horseshoe-f.**, a semicircular fistulous tract near the anus. **Intestinal f.**, an opening, usually artificial, through the wall of the belly into the intestine. **Lacrimal f.**, a fistula opening into any lacrimal passage. **Rectovaginal f.**, an abnormal opening between the rectum and vagina. **Thiry's f.**, a form of intestinal fistula made usually upon a dog for the purpose of obtaining intestinal juice. **Vella's f.**, an artificial fistula made by dividing the intestine in two places and suturing both ends of the isolated piece to the abdominal wall. It is made in order to secure pure intestinal juice. **Vesicovaginal f.**, an opening from the bladder into the vagina.

Fistulatome (fis'tu-lah-tom) [*Fistula* + Gr. τέμνειν to cut]. The same as *Syringotome*.

Fistulization (fis''tu-liz-a'shun). The process of becoming fistulous.

Fistulous (fis'tu-lus) [L. *fistulo'sus*]. Pertaining to or of the nature of a fistula.

Fit (fit). A convulsion, sharp paroxysm, or sudden attack. **Pontobulbar f's,** convulsions in Jacksonian epilepsy, due to some action or condition situated in the pons or the bulb.

Fitchmul (fitch'mul). A proprietary preparation of balsams and sedatives used as an expectorant.

Fixation (fix-a'shun) [L. *fixa'tio*]. 1. The act of holding or fastening in a fixed position. 2. The condition of being fixed. **F. of the complement,** the reaction produced when to an hemolytic serum there is added another serum containing an antibody and the corresponding antigen. The complement of the hemolytic serum becomes fixed so that it is incapable of producing hemolysis. Called also *Complement-fixation* and *Complement-deviation*.

Fixative (fiks'at-iv). 1. Any fixing agent employed in the preparation of histologic or pathologic specimens. 2. See *Amboceptor*.

Fixator (fiks-a'tor). Same as *Amboceptor*.

Fixing (fix'ing). The preparation of tissues for study in such a way that their normal form is preserved.

Fl. A symbol for fluorin.

Flabellum (fla-bel'lum) [L. "hand"]. A set of radiating fibers in the corpus striatum.

Flaccid (flak'sid) [L. *flac'cidus*]. Weak, lax, and soft.

Flag, Sweet (flag). See *Calamus*.

Flagellate (fla-jel'lāt). Furnished with slender whip-like processes.

Flagellate (flaj-el'āt). A form of microörganism observed in the blood of typhoid patients.

Flagellospore (flaj-el'o-spōr). A spore provided with one or more flagella. Called also *Flagellula*.

Flagellula (flaj-el'u-lah). See *Flagellospore*.

Flagellum (fla-jel'lum), pl. *flagel'la* [L. "whip"]. A mobile whip-like process or cilium.

Flail-joint (flāl'joint). A joint which after resection shows abnormal mobility.

Flame, Manometric (flām). A gas-flame in a manometric capsule for producing flame-pictures.

Flame-picture (flām'pikt-yur). A picture produced by a manometric capsule and mirror for exhibiting to the eye the qualities of vowel-sounds.

Flammentachygraph (flam-men-tak'ig-raf). An instrument for recording morbid conditions of the circulation.

Flank (flank). The part of the body below the ribs and above the ilium.

Flannel, Vegetable (flan'nel). A fabric prepared in Germany from the fiber of *Pi'nus silves'tris*: said to be beneficial when worn by rheumatic patients.

Flap (flap). A mass of tissue partly detached by the knife. **Cellulocutaneous f.**, a surgical flap cut from skin and subcutaneous tissue. **Circular f.**, a surgical flap of a somewhat circular outline. **Musculocutaneous f.**, a surgical flap cut from skin and muscle. **Skin-f.**, a thin surgical flap containing little or no diagonal tissue. **Sliding f.**, a f. carried to its new position by sliding.

Flat (flat). 1. Lying in one plane; having an even surface. 2. Having little or no resonance. 3. Slightly below the normal pitch of sound.

Flat-foot (flat'foot). A foot with a flat sole and sunken tarsus.

Flatness (flat'nes). A peculiar quality of sound obtained by percussing a part that is abnormally solid.

Flatulence (flat'u-lens) [L. *flatulen'tia*]. Distention of the stomach or intestines with air or gases.

Flatulent (flat'u-lent) [L. *flatulen'tus*]. Characterized by flatulence; distended with gas.

Flatus (fla'tus) [L.]. 1. Gas or air in the stomach or intestines. 2. The air expired in breathing; an act of expelling air from the lungs. **F. vagina'lis,** noisy expulsion of gas from the vagina.

Flavedo (fla-ve'do) [L. "yellowness"]. Yellowness, as of the skin.

Flavor (fla'vor). 1. That quality of any substance which affects the taste. 2. A pharmaceutic or other preparation for qualifying the taste of a food or medicine.

Flax (flax). See *Linum*.

Flaxseed. See *Linseed* and *Linum*.

Fldr. An abbreviation for fluidram.

Flea (fle). Any insect or species of the genus *Pu'lex* or family *Pulic'idæ*: in part parasitic.

Fleabane (fle'bān). See *Erigeron*.

Fleam (fleem). A lancet for use in venesection; a phlebotome. See *Phlebotome*.

Flechsig's tract (flek'sigz). See *Tract*.

Fleece of Stilling (flees). A lacework of white fibers that surrounds the dentate nucleus.

Flemingen (flem-in'jin). An orange-red powder, in small prismatic needles, from waras, a product of *Flemin'gia grahamia'na*; a strong stain and dye.

Fleming's tincture, solution (flem'ingz). See *Tincture, Solution*.

Flesh (flesh). The soft or muscular parts of the animal body. **Proud f.**, an excessive development of granulation-tissue in a wound or sore.

Flex (flex) [L. *flex'us* bent]. To bend or put in a state of flexion.

Flexibilitas ce'rea (flex-e-bil'it-as) [L. "waxen pliability"]. A cataleptic state in which the limbs retain any position in which they may be placed.

Flexibility (flex-ib-il'it-e) [L. *flexibil'itas*]. The quality of being flexible.

Flexible, Flexile (flex'ib-l, flex'il) [L. *flexib'ilis, flex'ilis*]. Readily bent without liability to break.

Flexion (flek'shun) [L. *flex'io*]. The act of bending or condition of being bent.

Flexor (flex'or) [L.]. Any muscle that flexes a joint. See *Muscles, Table of*.

Flexura (flex-u'rah), pl. *flexu'ræ* [L.]. 1. A bending or a bent part or structure. 2. The radiocarpal joint of the horse.

Flexure (flex'ūr) [L. *flexu'ra*]. A bend or fold; a curved part or structure. **Caudal f.**, the bend at the aboral end of the embryo. **Cephalic f., Cranial f.**, the curve at the cephalic end of the embryo. **Hemal f.**, a curvature of the cerebral vesicles toward the hemal or ventral aspect. **Hepatic f.**, the bend of the colon at the junction of its ascending and transverse parts. **Lumbar f.**, the ventral curvature of the back in the lumbar region. **Sigmoid f.**, a part of the colon between the descending colon and the rectum. **Splenic f.**, the bend of the colon at the junction of the transverse and descending portions.

Floating (flo'ting). 1. Free to move. 2. Detached from the normal place, as a floating kidney.

Floccillation, Floccitation (flok-sil-a'shun, flok-sit-a'shun) [L. *floccila'tio, floccita'tio*]. The picking at the bedclothes by a delirious patient; carphologia.

Floccular (flok'u-lar). Pertaining to the flocculus.

Flocculent (flok'u-lent). Containing downy or flaky shreds.

Flocculus (flok'u-lus), pl. *floc'culi* [L. "tuft"]. A small lobe on the lower side of either cerebellar hemisphere. **Accessory f.**, a small lobe sometimes seen near the flocculus in the inferior process of the cerebellum.

Flooding (flud'ding). Copious uterine hemorrhage.

Flood's ligament. See *Ligament*.

Floor-cells (flōr'selz). See *Cell*.

Flores (flo'rēz) [L. pl. of *flos* flower]. 1. The blossoms or flowers of a plant. 2. A drug, such as sulphur, after sublimation.

Floridin (flor'id-in). A purplish or violet coloring matter occurring in the blood of invertebrate animals.

Flouren's doctrine (flu'renz). The opinion that the entire cerebrum takes part in every mental process.

Flourine (flowr-ēn'). The trade-name of a preparation of flour and glucose.

Flow (flō). 1. To menstruate copiously. 2. A free liquid discharge. 3. The menses.

Flowers (flow'erz). 1. See *Flores*. 2. A sublimed drug, as sulphur or benzoin. 3. The menses. **F. of arsenic,** arsenic trioxid. **F. of benzoin,** benzoic acid. **F. of camphor,** powdered camphor prepared by sublimation. **F. of sulphur,** sublimed sulphur.

Fluctuli (fluk-tik'u-li) [L. "little waves"]. Markings like small waves on the lateral wall of the third ventricle behind the anterior commissure.

Fluctuation (flukt-u-a'shun) [L. *fluctua'tio*]. A

wave-like motion, as of a fluid in a cavity of the body after succussion.

Fluid (flu'id) [L. *flu'idus*]. A liquid or gas. **Allantoic f.**, the fluid contained in the allantois. **Amniotic f.**, the liquor amnii. **Bamberger's f.**, an albuminous mercuric solution for use in the treatment of syphilis. **Biondi's f.**, an histologic staining-mixture of orange-green, methyl-green, and acid fuchsin. **Biondi-Ehrlich f.**, a staining-mixture of basic methyl-green and acid-red fuchsin. **Burnett's disinfecting f.**, a strong aqueous solution of zinc chlorid. **Cerebrospinal f.**, the fluid contained within the cerebral ventricles, subarachnoid sinus, and the central canal of the cord. **Chlorpalladium f.**, a decalcifying fluid for anatomic and other specimens: palladium chlorid, 1 cg.; hydrochloric acid, 1000 c.c. **Coley's f.**, a mixture of erysipelas- and prodigiosus-toxins: used in the treatment of malignant tumors. **Condy's f.**, a disinfecting solution of sodium and potassium permanganate. **Culture-f.**, a fluid employed as a culture-medium. **Delafield's f.**, a fixing-fluid for delicate histologic tissues: osmic acid (1 per cent. solution), 10 c.c.; chromic acid (0.2 per cent. solution), 100 c.c.; acetic acid, 1 c.c.; 95 per cent. alcohol, 100 c.c. **Fralick's f**, a germicidal fluid containing nascent chlorin and ozone: used by venous injection in tuberculosis. **Kaiserling's f.** See *Kaiserling's solution*, under *Solution*. **Labyrinthine f.**, the perilymph. **Lang's f.**, a hardening fluid composed of corrosive sublimate 5 parts, sodium chlorid 6 parts, and acetic acid 5 parts, in 100 parts of water. **Mitchell's f.**, a mixture of sodium chlorid, bromin, hydrochloric acid, and water acted on by an electric current: used in pulmonary tuberculosis. **Müller's f.**, a weak solution of potassium bichromate and sulphate: used in fixing, hardening, and preserving anatomic specimens. **Pacini's f.** See under *Solution*. **Purdy's f.**, a modification of Fehling's solution, containing 4.752 gm. of cupric sulphate, 23.50 gm. of potassium hydrate, 350 c.c. of strong ammonia, 38 c.c. of glycerin, and enough distilled water to make 1000 c.c. **Saline f.** Same as *Salt solution*. **Scarpa's f.**, the endolymph of the ear. **Subarachnoid f.**, the cerebrospinal fluid. **Tellyesniczky's f.**, a fixing solution consisting of 3 parts of potassium bichromate, 100 parts of water, and 5 parts of glacial acetic acid. **Thoma's f.**, a decalcifying fluid for histologic work, consisting of 95 per cent. alcohol and pure nitric acid in the proportion of 1 c.c. of the latter to 25 c.c. of the former. **Toison's f.** See under *Stains*, *Table of*. **Vital f.**, the fluid in the umbilical vesicle. **Waldeyer's f.** See *Chlorpalladium f.* **Wickersheimer's f.**, a fluid composed of arsenic trioxid, sodium chlorid, and the sulphate, carbonate, and nitrate of potassium in a mixture of water, alcohol, and glycerin: used for preserving anatomic specimens.

Fluidextract, Fluidextractum (flu-id-ex'tract, flu-id-ex-trak'tum). The pharmacopeial name for fluidextract.

Fluidounce (flu-id-ouns'). Eight fluidrams.

Fluidram (flu-id-dram'). A measure equal to 56.96 grains of distilled water.

Fluinol (flu'in-ol). A proprietary pine-needle extract: used as a sedative addition to baths.

Fluke (flūk). Any parasitic trematode worm. **Blood f.** See *Schistosoma*. **Liver f.** See *Fasciola hepatica* and *Opisthorchis sinensis*. **Lung f.** See *Paragonimus*.

Fluoform (flu'o-form). A compound, CHF_2, somewhat analogous to chloroform: its aqueous solution is recommended in whooping-cough and tuberculosis.

Fluor albus (flu'or al'bus) [L. "white flow"]. See *Leukorrhea*.

Fluorescein, Fluorescin (flu-or-es'se-in, flu-or-es'sin). A coal-tar derivative, $C_{20}H_{12}O_5 + H_2O$, an anhydrid of resorcin: used in observing the motions of the eye-fluids, as in the diagnosis of corneal affections.

Fluorescence (flu-or-es'ens) [first observed in *fluor* spar]. The property of certain bodies to emit a gleam when exposed to violet or ultra-violet rays.

Fluorid (flu'or-id). Any binary compound of fluorin.

Fluorin (flu'or-in) [from *fluor* spar, from which it is derived]. A halogen, non-metallic, gaseous element, not unlike chlorin: symbol F; atomic weight, 19.

Fluoroform (flu'or-o-form). A gas, CHF_3, analogous to chloroform: has been used in phthisis

Fluoroformol (flu'or-o-for'mol). A 3 per cent. aqueous solution of fluoroform: used as an antiseptic in pneumonia, tuberculosis, and lupus.

Fluorol (flu'or-ol). Sodium fluorid, NaF, a white, crystalline powder: antiseptic, antiperiodic, etc. Dose, $\frac{1}{12}$–$\frac{1}{6}$ gr. (0.0054-0.108 gm.); for tuberculosis of children, $\frac{1}{600}$–$\frac{1}{12}$ gr. (9.1–5 mg.).

Fluorometer (flu-or-om'et-er). 1. An apparatus for measuring the quantity of rays given out by an x-ray tube. 2. An attachment to the fluoroscope, enabling the operator to secure a correct and undistorted shadow of the object and to locate exactly the position of the object.

Fluoroscope (flu-or'os-kōp) [*Fluorescence* + Gr. σκοπεῖν to view]. A device used for examining deep structures by means of the Röntgen rays: it consists of a screen (*fluorescent screen*) covered with crystals of calcium tungstate.

Fluorrhumin (flu-or-ru'min). A proprietary ointment of petrolatum, lanolin, difluordiphenyl, and fluorphenetol: used in rheumatism, lumbago, and sciatica.

Flush (flush). A redness of the face and neck. **Hectic f.**, the peculiar flush of the febrile state of hectic fever. **Mahogany-f.**, a deep-red, or mahogany-colored, circumscribed spot seen on one cheek in some cases of lobar pneumonia.

Fluvanil (flu'van-il). A principle, $C_{40}H_{64}O_4$, derived from gutta percha.

Flux (flux) [L. *flux'us*]. An excessive flow or discharge. **Alvine f.**, diarrhea. **Bilious f., Hepatic f.**, tropical dysentery with a copious discharge of bile. **Bloody f.** See *Dysentery*. **Menstrual f.**, the menses.

Fly-blister (fli'blis-ter). A blister prepared from cantharides.

Flying-blister (fli'ing-blis-ter). A blister to be moved from place to place.

F. M. Latin, *fi'at mistu'ra*, make a mixture.

Focal (fo'kal). Pertaining to or occupying a focus.

Focus (fo'kus), pl. *fo'ci* [L. "fire-place"]. 1. The point of convergence of light-rays or of the waves of sound. 2. The chief center of a morbid process. **Conjugate f.**, the point at which rays that come from some definite point are brought together. **Principal f.**, the point at which rays that were parallel before refraction are brought together. **Real f.**, the point at which convergent rays intersect. **Virtual f.**, the point at which divergent rays would intersect if prolonged backward.

Fœniculum (fe-nik'u-lum), gen. *fœnic'uli* [L.]. The fruit of *F. vulga're*, an umbelliferous plant; the common fennel: carminative, aromatic, and stimulant; also the plant itself.

Fœnum græcum (fe'num gre'cum) [L. "Greek hay"]. See *Fenugreek*.

Fœtal, Fœtus, etc. See *Fetal, Fetus*, etc.

Fold (fōld). A rather thin, recurved margin, or doubling. **Arnold's f.**, Béraud's valve; a slip of mucous membrane sometimes found at the junction of the nasal duct with the lacrimal sac. **Aryepiglottic f.**, a fold of mucous membrane extending on either side between the lateral border of the epiglottis and the summit of the arytenoid cartilage. **Costocolic f.**, a fold of peritoneum from the diaphragm to the splenic flexure of the colon, forming a shelf-like structure above the spleen. **Douglas's semilunar f.**, a thin, curved margin; the lower part of the posterior wall of the sheath of the abdominal rectus muscle. **Duncan's f's**, loose folds of peritoneum covering the uterus immediately after delivery. **Epigastric f.**, a fold of peritoneum covering the epigastric vessels. **Head-f.**, the inflection of the blastoderm at the head end of the embryo. **Heister's f.** See *Heister's valves*, under *Valve*. **Hensing's f., Parietocolic f.**, the superior ligament of the cecum. **Ileocolic f.**, a crescentic fold of peritoneum forming a part of the mesentery, mesocolon, and mesocecum. **Kohlrausch's f.**, a fold of mucous membrane projecting from the right side into the lumen of the rectum; the so-called third sphincter. **Luschka's f.**, the ileocolic fold. **Nélaton's f.**, a transverse fold of mucous membrane in the rectum, marking the junction of its lower and middle thirds. **Palpebral f's**, the folds (superior and inferior) formed by the reflections of the conjunctiva from the eyelids to the eye. **Pawlik's f's**, two columns in the vagina, forming the lateral boundaries of Pawlik's triangle: they serve to mark the openings of the ureters. **Pituitary f's**, the folds of dura mater enclosing the hypophysis. **Rathke's f's**, two fetal folds of mesoderm which unite at the median line to form Douglas's septum and to render the rectum a complete canal. **Salpingopalatine f.**, a projection in front of the entrance to the Eustachian tube within the nasopharynx. **Salpingopharyngeal f.**, an eminence behind the entrance to the Eustachian tube within the nasopharynx. **Schultze's f.**, a sickle-shaped fold of the amnion extending from the point of insertion of the cord into the placenta to the remains of the umbilical vesicle. **Tail-f.**, a double fold which, with the head-fold, becomes the amniotic fold, surrounding the embryo. **Ventricular f.**, the false vocal cord. **Vestigial f., Marshall's f.**, a pericardial fold over the root of the left lung, formed by the obliterated duct of Cuvier. **Vocal f.**, the true vocal cord.

Folia (fo'le-ah). Latin for *Leaves*.

Follicle (fol'lik-l) [L. *follic'ulus* little bag]. A very small excretory or secretory sac or gland. **Dental f.**, the sac-like structure within the substance of the jaws. **Fleischmann's f.**, a mucous follicle in the mucosa of the floor of the mouth, near the anterior border of the genioglossus muscle. It is not always constant. **Graafian f.**, any one of the small spherical ovarian bodies, each one of which contains an ovum. **Hair-f.**, the depression from which each hair grows. **Lenticular f's**, lymphatic follicles of the mucous membrane of the stomach. **Lieberkühn's f's**, little tubular pits on the mucous membrane of the small intestine. **Lymph-f.**, an aggregation of adenoid substance, chiefly found upon the mucous surfaces. **Naboth's f's**, distended mucous glands within the cervix and about the os uteri. **Sebaceous f.**, a sebaceous gland of the skin. **Solitary f.**, any discrete lymph-follicle on the mucous surface of the intestine. **Vesicular ovarian f.** Same as *Graafian f.* **Visceral f's**, the thickened folds between the visceral arches and clefts of the embryo.

Folliclis (fol'ik-lis). A tuberculous disease marked by an eruption on the extremities of red nodules which later become pustular, resulting in an ulcer which heals with a scar.

Follicular (fol-lik'u-lar) [L. *follicula'ris*]. Of or pertaining to a follicle or follicles.

Folliculitis (fol-lik-u-li'tis). Inflammation of a follicle or follicles. **Agminate f.**, inflammation of a set of skin-follicles. **F. bar'bæ**, inflammation of the hair-follicles of the beard. **F. decal'vans**, chronic folliculitis of the scalp, leading to cicatricial alopecia.

Folliculoma (fol-ik-u-lo'mah). A tumor of the ovary formed from the epithelium of the Graafian follicles, and containing structures that resemble follicles.

Folliculosis (fol-ik-u-lo'sis). A disease characterized by excessive development of lymph-follicles.

Fomentation (fo-men-ta'shun) [L. *fomenta'tio*; *fomen'tum* a poultice]. Treatment by warm and moist applications; also the substance thus applied.

Fomes (fo'mēz), pl. *fom'ites* [L. "tinder"]. Any porous substance that absorbs and transmits a contagium.

Fontana's spaces (fon-tah'nahz). See *Space*.

Fontanel, Fontanelle (fon-tan-el') [Fr. *fontanelle* little fountain]. Any one of the unossified spots on the cranium of a young infant. **Anterior f.** is situated at the junction of the frontal, coronal, and sagittal sutures. **Casser's f.**, a fontanel at the junction of the temporal, parietal, and occipital bones. **Gerdy's f.**, a fontanel occasionally occurring in the sagittal suture. **Posterior f.** is at the junction of the sagittal and lambdoid sutures.

Fonticulus (fon-tik'u-lus), pl. *fontic'uli* [L. dim. of *fons* fountain]. A fontanel.

Food (food). Anything which when taken into the body serves to nourish or build up the tissues or to supply heat; aliment. **Isodynamic f's**, foods which generate equal amounts of force in heat units.

Foot (foot) [L. *pes*]. The terminal organ of the leg. **Dangle-f.**, a dependent and powerless state of the foot, due to paralysis of the leg-muscles. **F.-and-mouth disease**, a contagious epizoötic disorder with aphthous patches in the mouth: it is communicable to man. **End-f.**, one of the delicate terminal expansions of nerve-fibers. **Friedreich's f.**, pes cavus, with hyperextension of the toes: seen in hereditary ataxia. **Fungus-f.** See *Mycetoma*. **Madura f.** See *Mycetoma*. **Moraud's f.**, a foot having eight toes. **Morton's f.**, metatarsalgia. **F.-phenomenon, F.-reflex.** Same as *Ankle-clonus*. **F.-plate**, the plate that forms the base of the stapes. **F.-pound**, the energy needed to raise a pound one foot. See also *Club-f.*, *Claw-f.*, *Flat-f.*, *Hollow-f.*, etc. **Tabetic f.**, the flat, distorted foot seen in tabes and due to disease of the tarsus.

Foramen (for-a'men), pl. *foram'ina* [L.]. A hole or perforation; especially a hole in a bone. **Aortic f.**, the hindmost of the openings of the diaphragm. **Apical f.**, the f. at the end of the root of a tooth through which passes the nerve and vessels to the dental pulp. **Arachnoid f.**, the foramen of Magendie. **Auditory f., external**, the external meatus of the auditory canal. **Auditory f., internal**, a passage for the auditory and facial nerves in the petrous bone. **Bartholin's f.**, the obturator foramen. **Bichat's f.**, a canal extending from the subarachnoid space to the third ventricle. **Botallo's f.** connects the auricles of the fetal heart. **Bozzi's f.**, Sömmerring's yellow spot; the macula lutea of the retina. **F. cæ'cum, Cecal f.** 1. A foramen between the frontal bone and crista galli. 2. A canal above

the root and dorsum of the tongue. 3. A passage in the mucous membrane of the posterior wall of the pharynx. **F. cæ'cum poste'rius,** a blind depression under the edge of the pons, formed by the termination of the anterior fissure of the medulla oblongata. Called also *F. Cæcum of Vicq d'Azyr.* **Carotic f.,** the inferior aperture of the carotid canal; for the carotid vessels. **Cavernous f.,** a passage for the median vertebral vein in the sphenoid bone. **Cervical f.,** a passage for the vertebral artery and vein in the transverse processes of the cervical vertebræ. **Condyloid f.,** a passage for the hypoglossal nerve in the occipital bone. **Condyloid f., posterior,** a fossa behind either occipital condyle. **Cotyloid f.,** a passage between the margin of the acetabulum and the transverse ligament. **Dental f., inferior,** the outer aperture of the inferior dental canal in the ramus of the lower jaw. **Dental f., superior,** the foramen of Scarpa. **Emissary f.,** any foramen which gives passage to an emissary vein. **Epiploic f.,** the foramen of Winslow. **Esophageal f.,** the passage for the esophagus through the diaphragm. **Ethmoid f., anterior,** a canal between the ethmoid and frontal bones for the nasal branch of the ophthalmic nerve and for the anterior ethmoidal vessels. **Ferrein's f.,** the hiatus Fallopii. **Ethmoidal f.** (*anterior* and *posterior*), foramina on the border of the ethmoid. **Frontal f.,** the supra-orbital notch. **Fronto-ethmoid f.,** a cecal foramen lying between the frontal and ethmoid bones. **Galen's f.,** the opening of the anterior cardiac vein into the right auricle. **Hartigan's f.,** a foramen said to exist in the base of the transverse process of a lumbar vertebra, seldom persisting to adult life. **Huschke's f.,** a perforation found near the inner extremity of the tympanal plate: caused by arrest of development. **Incisor f.,** the aperture for the anterior palatine artery in the alveolar margin. **Infra-orbital f.,** the passage in the superior maxillary bone for the infra-orbital nerve and vessels. **Innominate f.,** an occasional passage in the temporal bone for the small superficial petrosal nerve. **Intervertebral f.,** any passage (anterior or posterior) formed by the notches of any two adjacent vertebræ. **Intervertebral f., posterior,** any space between the articular processes of adjacent vertebræ. **Jugular f.,** the foramen lacerum posterius. **Key and Retzius's f's,** two openings in the inferior choroid tela of the fourth ventricle at the lateral recesses: they open into the cisterna magna. **F. la'cerum.** Same as *F. lacerum medium.* **F. la'cerum ante'rius,** the sphenoidal fissure. **F. la'cerum me'dium,** a cleft in the petrous bone and great wing of the sphenoid bone for the carotid artery and the large superficial petrosal nerve. **F. la'cerum poste'rius,** the space formed by the jugular notches of the temporal and occipital bones. **Luschka's f.,** a semilunar opening between the valvula Tarini and the ligula, at the lateral angle of the fourth ventricle on either side. **Magendie's f.** Same as *Arachnoid f.* **F. mag'num,** a great orifice in the occipital bone through which the brain and spinal cord are connected. **Mandibular f.** Same as *Dental f., inferior.* **Mastoid f.,** a small aperture behind the mastoid process for an artery and vein. **Medullary f.** Same as *Nutrient f.* **Meibomian f.,** the foramen cæcum of the tongue. **Mental f.,** a foramen of the lower jaw for the mental nerve and vessels. **F. of Monro,** an opening back of the anterior pillars of the fornix, forming a passage between the third and the lateral ventricle of the brain. **Morgagnian f.,** the interval between the basilar process of the occipital bone and upper border of the superior constrictor muscles of the pharynx. **F. nutric'ium, Nutrient f.,** any one of the passages which admit the nutrient vessels to the medullary cavity of a bone. **Obturator f.,** the large opening between the os pubis and the ischium. **Olfactory f.,** any one of the many openings of the cribriform plate of the ethmoid bone. **Optic f.,** the passage for the optic nerve and ophthalmic artery at the apex of the orbit. **F. ova'le.** 1. A fetal opening between the heart's auricles. 2. An aperture in the great wing of the sphenoid bone for the inferior maxillary nerve and the small meningeal artery. **Paccionian f.,** the opening in the tentorium cerebelli through which the pons extends. **Palatine f., anterior,** an orifice in the anterior part of the roof of the mouth for a nerve and artery; the mouth of the incisor canal. **Palatine f., posterior or great,** the orifice in the hard palate of the posterior palatine canal. **Parietal f.,** an opening near the back of the upper border of the parietal bone for a vein. **Pterygopalatine f.,** the exterior aperture of the pterygopalatine canal. **Quadrate f.,** the opening in the diaphragm for the postcava. **Rivinian f.,** the notch of Rivinius; also a minute opening said by some observers to exist in Shrapnell's membrane. **F. rotun'dum,** a round aperture in the great wing of the sphenoid for the superior maxillary nerve. **Sacral f., anterior,** either one of the eight openings (four on each side) on the posterior surface of the sacrum for the anterior or motor roots of the sacral nerves. **Sacral f., posterior,** either one of the four orifices on each side of the posterior surface of the sacrum for the posterior or sensory roots of the sacral nerves. **Sacrosciatic f., great,** the oval space between the innominate bone and the lesser sacrosciatic ligament. **Sacrosciatic f., smaller,** the space between the greater and lesser sacrosciatic ligaments and the innominate bone. **Scarpa's f's,** two foramina behind the middle incisor teeth: they transmit the nasopalatine nerves. **Sömmerring's f.,** the fovea centralis. **Sphenopalatine f.,** the space between the orbital and sphenoidal processes of the palate bone. **F. spino'sum,** an opening in the great wing of the sphenoid, near its posterior angle, for the middle meningeal artery. **Stenson's f's,** the two foramina behind the outer incisor teeth: each transmits an artery. **Stylomastoid f.,** a f. between the styloid and mastoid processes, for the facial nerve and stylomastoid artery. **Suborbital f.,** the orifice at the anterior end of the infra-orbital canal for the infra-orbital artery and nerve. **F. Thebe'sii,** the *Ve'næ Thebesii* or their orifices in the right auricle. **Thyroid f.,** the obturator foramen. **Vertebral f.,** the space in any vertebra for the lodgement of the spinal cord. **Vertebral f., anterior,** any passage for a spinal nerve. **Vertebro-arterial f.,** a passage in each transverse process of a cervical vertebra for the vertebral artery and veins. **F. of Vesalius,** an opening at the inner side of the foramen ovale of the sphenoid. **F. of Vicq d'Azyr.** See *F. cæ'cum poste'rius.* **Weitbrecht's f.,** a f. in the capsule of the shoulder-joint through which passes the synovial membrane to the bursa that lines the under surface of the subscapularis muscle. **F. of Winslow,** the aperture between the greater and lesser peritoneal cavities. **Zygomaticofacial f.,** the external aperture of the malar canal on the malar bone for the temporomalar nerve. **Zygomatico-orbital f.,** the temporomalar canal. **Zygomaticotemporal f.,** the internal orifice of the malar canal in the malar bone for the temporomalar nerve.

Foraminiferous (for''am-in-if'er-us) [*Foramen* + L. *fe'rre* to bear]. Having foramina.

Foration (fo-ra'shun) [L. *fora'tio*]. The act or process of trephination, or boring.

Force (fōrs) [L. *for'tis* strong]. That which originates or arrests motion. **Vital f.,** the energy which characterizes a living organism.

Forceps (for'seps) [L.]. 1. An instrument with two blades and handles for pulling, grasping, or compressing. 2. Any forcipate organ or part; particularly the terminal fibers of the corpus callosum. **Alveolar f.,** a forceps for removing portions of the alveolar process. **Bone-f.,** a forceps used for cutting bone. **Dental f.,** forceps for the extraction of teeth. **Epilating f.,** a forceps for use in plucking out hairs. **Fixation f.,** a forceps for holding a part during an operation. **Hammer-f.,** a combined hammer and forceps for surgeons' use. **Hemostatic f.,** a forceps for controlling hemorrhage. **Laplace's f.,** a forceps used in enterostomy for holding the portions of the intestines together while they are being sutured. **F. ma'jor,** the terminal fibers of the callosum that pass into the frontal lobe. **F. mi'nor,** the terminal fibers of the callosum that pass from the splenium into the occipital lobe. **Sequestrum f.,** a forceps with small but strong serrated jaws for removing the portions of bone forming a sequestrum.

Forcipate (for'sip-āt). Shaped like a forceps.

Forcipressure (for'sip-resh-er). Pressure with a forceps, chiefly for the arrest of hemorrhage.

Fordyce's disease. See *Disease.*

Forearm (fōr'arm). The part of the arm between the elbow and the wrist.

Forebrain (fōr'brān). The prosencephalon.

Forefinger (fōr-fin'ger). The first, or index, finger.

Foregut (fōr'gut). The embryonic organ whence the pharynx, esophagus, stomach, and duodenum are derived.

Forehead (for'ed). The part of the face above the eyes.

Forensic medicine (for-en'sik) [L. *foren'sis* pertaining to the forum or market-place]. Medicine as applied to the questions arising in courts of law or justice.

Foreskin (fōr'skin). The prepuce.

Forewaters (fōr'wat-erz). The water that escapes in the hydrorrhœa gravidarum.

Formacoll (for'mak-ol). A preparation of formaldehyd and gelatin: antiseptic.

Formagen (for'maj-en). A proprietary dental cement.

Formal (for'mal) [*Formic* + *Alcohol*]. Methylol or methylene dimethylate, $CH_2.(OCH_3)_2$: a clear, fragrant liquid. It is anesthetic and hypnotic. Dose, 2–5 min. (0.133–0.333 c.c.).

Formalbumin (for-mal-bu'min). A formaldehyd and casein compound; a yellowish powder, used as a wound-antiseptic.

Formaldehyd (for-mal'de-hīd). Formic aldehyd, a powerfully disinfectant gas, CH_2O. The gas is used as a disinfectant for rooms, clothing, etc. The aqueous solution is a colorless, volatile fluid: used as a surgical and general antiseptic and preservative.

Formalin (for'mal-in). A 40 per cent. solution of gaseous formaldehyd. It is used as an antiseptic and disinfectant in 1:2000 to 1:200 solutions, and as a fixing-agent in histologic work. **F.-gelatin.** See *Glutol.*

Formalith (for'mal-ith). A porous block charged with formalin: disinfectant.

Formamid (for-mam'id). A colorless oily liquid, $CH.O(NH_2)$, allied to urea. Combined with chloral it forms chloralamid.

Forman (for'man). Chlormethyl menthyl ether. The moisture of the air decomposes it into formic aldehyd, menthol and hydrochloric acid.

Formanilid (for-man'il-id). A substance, $HCO.NH.C_6H_5$, resembling acetanilid; an anodyne, antipyretic, and local anesthetic. Dose, 3–5 gr. (0.133–0.333 gm.).

Formasal (for'mas-al). A combination of formaldehyd and salicylic acid.

Formaseptol (for-mas-ep'tol). A proprietary disinfectant made of formaldehyd, thymol, benzoic acid, etc.

Formate (for'māt). Any salt of formic acid.

Formatio (for-ma'she-o). Latin for *Formation.* **F. claustra'lis,** the fifth layer of the gray matter of the cerebral cortex. **F. reticula'ris,** the intercrossing of fibers in the anterior columns of the oblongata.

Formative (for'mat-iv). Concerned in the origination of an organism, part, or tissue.

Formatol (for'mat-ol). A disinfectant dusting-powder containing formaldehyd.

Formes frustes (form frust) [Fr.]. Atypical forms of a disease.

Formeston (for-mes'ton). Basic aluminum acetoformate.

Formic acid (for'mik). See *Acid.*

Formication (for-mik-a'shun) [L. *formi'ca* ant]. A sensation like that produced by ants and other insects crawling over the skin.

Formice (for'mīs) [*Form* + *Ice*]. A proprietary white, solid substance which, when dissolved in water, produces a very low temperature. It is employed in therapeutic refrigeration.

Formidin (for'mid-in). A proprietary antiseptic powder, for wounds and internal use, said to be iodid of methylene-disalicylic acid.

Formilase (for'mil-ās). A ferment which converts acetic acid into unstable formic acid.

Formin (for'min). Urotropin or hexamethylenetetramin; a crystalline substance, $C_6H_{12}N_4$, soluble in water and alcohol, nearly insoluble in ether. It is antiseptic, diuretic, and a solvent of uric acid. Dose, 5–10 gr. (0.333–0.666 gm.).

Formobor (for'mo-bōr). A proprietary solution of formaldehyd and borax.

Formochloral (for-mo-klo'ral). A formaldehyd preparation: when heated under pressure it gives out a vapor of formaldehyd.

Formoforin, Formoform (for-mo-fo'rin, for'mo-form). A mixture of formaldehyd, thymol, zinc oxid, and starch: a powder for perspiring feet, and an external disinfectant.

Formol (for'mol). A commercial name for a solution of formaldehyd in wood-alcohol and water: antiseptic.

Formolid (for'mo-lid). An antiseptic solution, containing among other ingredients ¼ per cent. of formaldehyd and eucalyptol.

Formopyrin (for-mo-pi'rin). A combination of antipyrin and formaldehyd: antipyretic and antiseptic.

Formose (for'mōs). A mixture of sugars having the formula $C_6H_{12}O_6$, formed by polymerizing sugar.

Formula (for'mu-lah) [L. dim. of *for'ma* form]. 1. A prescribed method of preparing a medicine. 2. A combination of symbols to express the chemic constitution of a body. **Acoustic f.** Same as *Brenner's f.* **Bird's f.,** the last two figures expressive of the specific gravity of urine nearly represent the number of grains of solids in each ounce. **Brenner's f.,** the cathode being in the external meatus, a loud sound is heard on closing the circuit: intensity diminished during closure; sound ceasing when the circuit is broken. Anode in meatus, no sound on closing or during closure: weak sound at the break. **Chemic f.,** a graphic representation by symbols of the constitution of a molecule of any

substance. **Christison's f., Häser's f.** Same as *Trapp's f.* **Constitutional f.**, a chemic formula showing by symbols the exact proportion of elements in a compound. Called also *Rational f.* **Decomposition f.**, a structural formula representing the parts into which the molecule splits in chemic reactions. **Demoivre's f.**, the expectation of life is equal to two-thirds of the difference between the age of the person and eighty. **Dental f.**, a formula or combination of symbols which express the arrangement of teeth in jaws. **Dreser's f.**, a formula showing the work done by the kidney, by comparing the molecular concentration of the urine with that of the blood. **Electric f.**, a series of symbols expressing an electric reaction. **Empiric f.**, a chemic formula which shows the results of analysis without attempting to show the structure of the molecule. **Extemporaneous f.**, a prescription for a pharmaceutic preparation not kept in stock but made up at the time of dispensing. **Glyptic f.**, an attempted graphic delineation of the arrangement and relations of the atoms of a molecule. **Graphic f.** See *Structural f.* **Loebisch's f.**, multiply the last two figures of the specific gravity of the urine by 2.2: the product gives the number of grains of solids in 1000 c.c. of urine. **Magistral f.**, one prescribed by a physician to suit a special occasion. **Molecular f.**, an expression that sets forth the supposed or theoretic construction of any special molecule. **Official f.**, one directed by a pharmacopeia, codex, dispensatory, or other recognized formulary. **Rational f.** See *Constitutional f.* **Reuss's f.**, $E = \frac{3}{8}(S - 1000) - 2.8$. In this expression E stands for the percentage of albumin in any given specimen of a pathologic fluid exudate or transudate, and S for its specific gravity. **Stereochemical f.** Same as *Glyptic f.* **Structural f.**, one that attempts to show the probable grouping of all the atoms. **Trapp's f.**, to find the number of grains of solids in 1000 c.c. of urine, multiply the last two figures of the specific gravity by 2 (Trapp's coefficient); or, according to some, by 2.33. **Unitary f.** Same as *Empiric f.* **Vertebral f.**, an expression in symbols of the number of vertebræ in each region of the spinal column. For man it is $C_7D_{12}L_6S_5Cd_4 = 33$.

Formulary (form'u-la-re). A collection of recipes, formulas, and prescriptions. **National f.**, a collection of widely used and well-known preparations omitted from the U. S. Pharmacopœia.

Formurol (for'mu-rol). A urinary disinfectant, being a combination of hexamethylenetetramin.

Formyl (for'mil) [L. *for'mic* + Gr. ὕλη matter]. The radical, CHO, of formic acid. **F.-piperidin,** an oily liquid with an aromatic, agreeable odor, produced from formamid and piperidin.

Fornicate (for'nik-āt) [L. *fornica'tus* arched]. Shaped like an arch.

Fornicolumn (for'nik-ol-um). The anterior pillar of the fornix.

Fornicommissure (for-nik-om'is-ūr). The commissure of the fornix uteri.

Fornix (for'nix), pl. *for'nices* [L. "arch"]. A band of white substance under the callosum, extending from the fimbria to the corpora mammillaria. It consists mainly of fibers connecting the hemispheres of the cerebrum. **Anterior f.**, the recess between the cervix uteri and the anterior wall of the vagina. **F. conjuncti'væ,** a loose fold connecting the palpebral and bulbar conjunctivæ. **Posterior f.**, the deep recess between the cervix uteri and the posterior wall of the vagina.

Fortification-spectrum. See *Spectrum.*

Fortoin (for-to'in). Methylene-dicotoin; a yellow crystalline combination of formaldehyd with cotoin: used in diarrhea, typhoid fever, and gonorrhea. Dose, 4 gr. (0.266 gm.).

Fossa (fos'sah), pl. *fos'sæ* [L. "ditch"]. A pit, depression, trench, fovea, or hollow. **Acetabular f.** See *Acetabulum.* **Amygdaloid f.**, the depression between the pillars of the fauces which lodges the tonsils. **Antecubital f.**, the triangular hollow in front of the elbow-joint. **Biasiadecki's f.**, a recess of the peritoneum in the region of the psoas muscles: called also *Iliacosubfascial f.* **Broesike's f.**, a peritoneal recess in the mesojejunum behind the superior mesenteric artery: called also *Parajejunal f.* **Canine f.**, a depression on the external surface of the superior maxilla above and outside the canine-tooth socket. **F. capitel'li,** the depression for the head of the malleus. **Claudius's f.**, the triangular space that lodges the ovary: above it is the external iliac vein, the ureter below, and the round ligament in front. Called also *Ovarian f.* **Coronoid f.**, the cavity in the humerus which receives the coronoid process of the ulna. **Cranial f.**, any one of the three hollows in the base of the cranium for lobes of the brain. **F. cys'tis fel'leæ,** the fissure in the liver in which the gall-bladder is situated. **Digastric f.**, a depression of the mastoid bone attaching the digastric muscle. **Digital f.** 1. See *Trochanteric f.* 2. A depression at the base of the inner surface of the mastoid process. **Direct f.**, one occurring at the primary point of the application of force. **Duodenojejunal f.**, an oval pouch formed by a fold of peritoneum passing from the anterior wall of the terminal portion of the duodenum, and curving around to blend with the parietal peritoneum. **Glenoid f.**, the concavity of the temporal bone at the base of the zygomatic process: it forms part of the articulation of the lower jaw. **Hartmann's f.**, the fossa ileocæcalis infima. **F. hel'icis,** the cavity between the helix and anthelix. **F. hemiellip'tica,** the uppermost of the two recesses in the forepart of the roof of the vestibule of the ear: it lodges the utriculus. **F. hemisphæ'rica,** a depression on the inner wall of the vestibular wall of the internal ear. **Hya'loid f.**, the patellar fossa. **F. ileocæca'lis infima,** a peritoneal recess between the meso-appendix and Tuffier's inferior ligament. **Ileocolic f.**, a long, narrow peritoneal fossa behind the ileocolic fold. **Iliac f., external,** a wide depression on the outer surface of the ilium. **Iliac f., internal,** a wide depression on the inner surface of the ilium. **Infraclavicular f.**, a space below the clavicle, and further bounded by the pectoralis major, deltoid, and pectoralis minor. **Infraspinous f.**, the lower of the two recesses on the dorsal surface of the scapula. **Ischiorectal f.**, a triangular space between the rectum and the tuberosity of the ischium. **Jobert's f.**, the fossa in the popliteal region bounded above by the adductor magnus and below by the gracilis and sartorius: best seen when the knee is bent and the thigh strongly rotated outward. **Lacrimal f.**, a space in the roof of the orbit that lodges the lacrimal gland. **Landzert's f.**, the paraduodenal fossa. **Lenticular f.** See *Patellar f.* **Luschka's f.**, the ileocolic fossa. **Malgaigne's f.**, the superior carotid triangle. **Mandibular f.** Same as *Glenoid f.* **Mesocranial f., Middle cranial f.**, the two (right and left) median cranial fossæ. **Mohrenheim's f.**, the infraclavicular fossa. **F. navicula'ris.** 1. A cavity behind the vaginal aperture. 2. An expansion of the urethra in the glans penis. 3. The fossa between the helix and anthelix. 4. A depression on the internal pterygoid process of the sphenoid bone. **F. ova'lis,** a fovea in the right auricle of the heart, the remains of the fetal foramen ovale. **Paraduodenal f.**, a peritoneal recess above the mesocolic fold

and extending along the duodenum. **Parietal f.**, the deepest portion of the inner surface of the parietal bone. **Patellar f.**, the depression in the front of the vitreous body in which the lens is lodged: called also *Hyaloid f.* and *Lenticular f.* **F. pharyn'gis,** an abnormal congenital fossa in the middle line of the pharynx, producing irritation of the larynx and catarrhal symptoms. **Pituitary f.**, a depression in the sphenoid bone lodging the pituitary body. **Pterygoid f.**, a f. between the plates of the pterygoid processes of the sphenoid anteriorly. **Rosenmüller's f.**, a depression in the pharynx on either side of the opening of the Eustachian tube. **Scaphoid f.** 1. Same as *F. helicis.* 2. A f. at the base of the internal plate of the pterygoid process of the sphenoid. **F. scaphoi'dea.** Same as *F. helicis.* **Subarcuate f.**, a fossa in the posterior inner surface of the petrous portion of the temporal bone, beneath the protrusion of the semicircular canal. **Subcecal f.**, a depression formed by a pouch of peritoneum on the under side of the cecum. **Sublingual f.**, the space on the inside of the lower jaw that lodges the sublingual gland. **Submaxillary f.**, the depression on the inner surface of the inferior maxillary bone for the submaxillary gland. **Subpyramidal f.**, a fossa on the internal wall of the middle ear, behind the round window and below the pyramid. **Subsigmoid f.**, a fossa included between the mesentery of the sigmoid flexure and that of the descending colon. **Sylvian f.**, a depression of the cerebral hemispheres between the arms of the fissure of Sylvius; its bottom is occupied by the island of Reil or central lobe. **F. of Treitz.** Same as *Duodenojejunal f.* **Trochanteric f.**, a fossa in the femur for attachment of the obturator internus. **F. trochlea'ris,** a notch in the frontal bone for the trochlea of the superior oblique muscle. **Zygomatic f.**, the cavity below and within the zygoma.

Fossette (fos-set') [Fr.]. 1. A small depression. 2. A small and deep corneal ulcer.

Foudroyant (foo-drwah-yaw') [Fr.]. Fulminant.

Foulage (foo-lahzh'). Massage in which the muscles are kneaded and pressed.

Fourchet, Fourchette (foor-shet') [Fr. *fourchette*]. The fold of mucous membrane at the posterior junction of the labia majora.

Fovea (fo've-ah), pl. *fo'veæ* [L. "pit"]. A pit, fossa, or cup: applied to various depressions in the structure of the body, especially the f. centralis of the retina. **F. ante'rior,** a depression in the floor of the fourth ventricle, opposite the upper part of the funiculus teres. **F. centra'lis,** a pit in the middle of the macula lutea. **F. exter'na,** a depression in the external limiting membrane over the fovea centralis. **F. hemiellip'tica.** Same as *Fossa hemielliptica.* **F. hemisphæ'rica.** Same as *Fossa hemisphærica.* **F. infe'rior,** a depression on the floor of the fourth ventricle at the site of the vagus area. **F. pharyn'gis.** Same as *Fossa pharyngis.* **F. poste'rior,** a depression external to the lower end of the funiculus teres. **F. sublingua'lis,** the sublingual fossa. **F. submaxilla'ris,** the submaxillary fossa.

Foveate (fo've-āt) [L. *fovea'tus*]. Pitted.

Foveola (fo-ve'o-lah) [L.]. A small pit or depression. **Granular f.**, the Pacchionian depression.

Fowler's solution (fow'lerz). See *Solution.*

Fox-glove (fox'gluv). See *Digitalis.*

Fractional (frak'shun-al) [L. *frac'tio* a breaking]. Accomplished by repeated divisions.

Fracture (frakt'ūr) [L. *fractu'ra,* from *fran'gere* to break]. 1. The breaking of a part, especially of a bone. 2. A break or rupture in a bone. **Barton's f.**, fracture of the distal end of the radius. **Bennett's f.**, a longitudinal fracture of the first metacarpal bone running into the carpometacarpal joint and complicated by subluxation. **Buttonhole-f.**, fracture in which the bone is perforated by a missile. **Capillary f.**, a hair-like fracture. **Closed f.**, a simple fracture. **Colles's f.**, fracture of the lower third of the radius. **Comminuted f.**, one in which the bone is splintered. **Complete f.**, one in which the bone is entirely broken across. **Complicated f.**, fracture with injury of the adjacent parts. **Compound f.**, one in which there is an external wound leading to the break in the bone. **F. by Contre-coup,** a fracture of the skull at a distance from the point struck. **Depressed f.**, a fracture of the skull in which a fragment is depressed below the surface. **Double f.**, fracture of a bone in two places. **Dupuytren's f.** See *Pott's f.* **F. en coin** (aw kwah), a V-shaped fracture. **F. en rave** (aw rahv) [Fr. "radish fracture"], a fracture in which the break is transverse at the surface, but not within. **Epiphyseal f.**, fracture at the point of union of an epiphysis with the shaft of a bone. **Extracapsular f.**, a fracture of the humerus or femur outside of the capsular ligament. **Gosselin's f.**, a V-shaped fracture of the distal end of the tibia extending into the ankle-joint. **Greenstick-f.**, fracture in which one side of a bone is broken, the other being bent; an infraction. **Gutter-f.**, a fracture of the skull in which the depression is elliptical in form. **Impacted f.**, fracture in which one fragment is firmly driven into the other. **Incomplete f.**, one which does not entirely destroy the continuity of the bone. **Interperiosteal f.**, incomplete or greenstick-fracture. **Intracapsular f.**, one within the capsule of a joint. **Intra-uterine f.**, a fracture occurring to the fetus in utero. **Longitudinal f.**, a break in a bone extending in a longitudinal direction. **Moore's f.**, fracture of the lower end of the radius with dislocation of the head of the ulna and imprisonment of the styloid process beneath the annular ligaments. **Multiple f.**, a variety in which there are two or more lines of fracture of the same bone not communicating with each other. **Oblique f.**, fracture in which the break extends in an oblique direction. **Open f.**, a compound fracture. **Pond-f.**, fracture of the skull in which a fissure circumscribes the radiating lines, giving the depressed area a circular form. **Pott's f.**, fracture of the lower part of the fibula with serious injury of the lower tibial articulation, usually a chipping off of a portion of the inner malleolus or rupture of the internal lateral ligament. **Radish-f.** See *F. en rave.* **Resecting f.**, a fracture in which a piece of the bone is taken out, as by a rifle-ball. **Shepherd's f.**, fracture of the astragalus with detachment of the outer protecting edge. **Silver-fork f.**, fracture of the lower ends of the radius: so called from the shape of the deformity that it causes. **Simple f.**, one in which the overlying integument is intact. **Smith's f.**, fracture of the lower end of the radius near its articular surface. **Spiral f.**, one in which the bone has been twisted apart. **Spontaneous f.**, one occurring as a result of disease of a bone or from some undiscoverable cause, and not due to violence. **Sprain-f.**, the separation of a tendon or ligament from its insertion, taking with it a piece of bone. **Stellate f.**, a fracture with a central point of injury, from which radiate numerous fissures. **Trophic f.**, one due to a trophic disturbance. **Ununited f.**, one not followed by bony union. **Wagstaffe's f.**, separation of the internal malleolus. **Willow-f.** Same as *Greenstick-f.*

Frænulum, Frænum, etc. See *Frenulum, Frenum,* etc.

Fragilitas (fraj-il'it-as) [L.]. Brittleness. **F. crin'ium,** a brittle condition of the hair. **F. os sium,** abnormal brittleness of the bones.



Partial or greenstick fracture of the radius.



Spiral fracture of the femur



Transverse fracture of the femur.



Intercondyloid fracture of the femur.

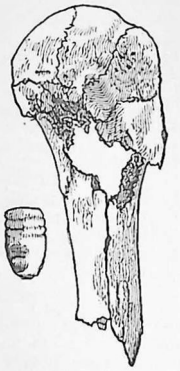

Comminuted perforating gunshot fracture of the head of the humerus.



Compound fracture.



Pott's fracture.

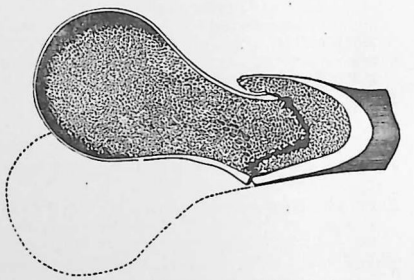

Impacted fracture of the base of the neck of the femur.

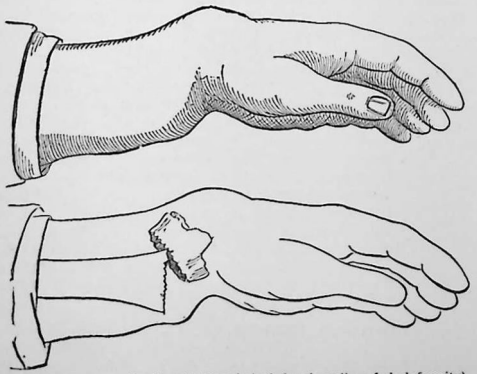

Colles's fracture, showing characteristic deformity (silver-fork deformity) at the wrist, due to backward displacement of the lower fragment.



Partial fracture of the ulna: T-shaped line of fracture.

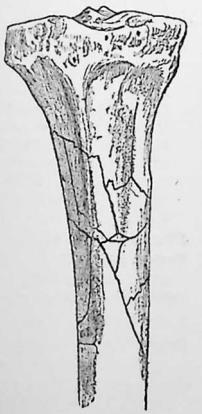

Comminuted fracture of the tibia.

Fragmentation (frag-men-ta'shun). A division into fragments.

Frambesia, Frambœsia (fram-be'ze-ah) [L. *frambœ'sia* raspberry]. The yaws; a contagious disease of the skin occurring in hot regions and marked by raspberry-like excrescences on the face, hands, feet, and around the external genitals. These excrescences may run together in fungus-like masses, may form pustules, or may become ulcerated. The disease is said to affect chiefly young negroes, and is thought to be caused by a protozoan organism, *Spirochæta pertenʹuis* or *Treponeʹma pertenʹue.*

Frames, Deiters's terminal (frāmz). Plates in the lamina reticularis uniting Deiters's phalanges with the cells of Hensen.

Frangula (franʹgu-lah) [L.]. The laxative bark of *Rhamʹnus franʹgula*, or alder-buckthorn, which contains the glucosid frangulin. Dose of **extract,** 15–60 gr. (2–4 gm.); of **fluid extract,** 10–20 min. (0.666–1.333 c.c.).

Frangulin (franʹgu-lin). A purgative principle, $C_{20}H_{20}O_{10}$, from frangula. Dose, 1½–3 gr. (0.099–0.198 gm.).

Frankincense (frankʹin-sens) [L. *franʹcum incenʹsum* pure incense]. Olibanum; also the turpentine of various species of pine. See *Olibanum.*

Franklin glasses (frankʹlin) [named after Benjamin *Franklin*]. Spectacles in which the glasses consist of two half lenses, the lower one for close work and the upper for distant vision.

Franklinism (frankʹlin-izm). 1. Static or frictional electricity. 2. Franklinization.

Franklinization (frankʺlin-iz-aʹshun). The therapeutic use of static electricity.

Frasera (fraʹser-ah) [after J. *Fraser*]. 1. A genus of gentianaceous plants. 2. The root of *F. Walʹteri*, or American calumba: a bitter tonic. Dose of fluid extract, 20–60 min. (1.333–4 c.c.).

Fraserin (fraʹzer-in). A concentration prepared from *Fraʹsera Walʹteri:* tonic, astringent, and stimulant. Dose, 1–5 gr. (0.066–0.333 gm.).

Fraunhofer's lines (frownʹhof-erz). See *Line.*

Fraxinus (fraxʹin-us) [L.]. A genus of trees. See *Ash* and *Manna.*

Freckle (frekʹkl). See *Lentigo.*

Freezing-mixture, Freezing-point. See *Mixture* and *Point.*

Frejarol (freʹjar-ol). An aromatic ethereal oil derived from the frejar, an East Indian tree: useful in skin-diseases.

Fremitus (fremʹit-us) [L.]. A thrill or vibration, especially one that is perceptible on palpation. **Friction-f.,** the thrill caused by the rubbing together of two dry surfaces. **Hydatid f.,** a tremulous impulse felt in palpation over a hydatid cyst. **Rhonchal f.,** vibrations produced by the passage of air through a large bronchial tube filled with mucus. **Tactile f.,** a thrill, as in the chest-wall, which may be felt by a hand applied to the thorax while the patient is speaking. **Tussive f.,** a thrill felt on the chest when the patient coughs. **Vocal f.,** a thrill caused by speaking, and perceived by the ear of the auscultator applied to the chest.

Frenal (freʹnal). Pertaining to the frenum.

Frenosecretory (fre-no-seʹkre-to-re) [L. *frænum* bridle + *Secretory*]. Exercising an inhibitory or restraining power over the secretions.

Frenotomy (fre-notʹo-me) [L. *frænum* frenum + Gr. τομή a cutting]. The cutting of the frænum linguæ for tongue-tie.

Frenulum, Frænulum (frenʹu-lum) [L.]. 1. A small frenum. 2. A median ridge on the upper part of the valve of Vieussens, extending to the corpora quadrigemina. **F. pudenʹdi,** the fourchet.

Frenum, Frænum (freʹnum), L. pl. *frænʹa* [L. "bridle"]. A fold of the integument or of the mucous membrane that checks, curbs, or limits the movements of an organ in part. **Præna labioʹrum,** folds of mucous membrane on the inside of the middle of each lip, connecting the lips with the gums. **F. linʹguæ,** a vertical fold of mucous membrane under the tongue. **Macdowel's f.,** a group of fibers attached to the tendon of the pectoralis muscle and strengthening the intermuscular septum. **F. of Morgagni,** a fold formed by the joined extremities of the ileocolic valve, extending partly around the interior of the colon. **F. of the prepuce,** the fold on the lower surface of the glans penis that connects it with the prepuce. **P. pudenʹdi,** the fourchet.

Frenzy (frenʹze) [Gr. φρήνεσις]. Violent maniacal excitement.

Fretum Halleri (freʹtum halʹer-i) [L. *fretum* strait]. A constriction between the auricles and ventricles of the fetal heart.

Friable (friʹab-l) [L. *friabʹilis*]. Easily pulverized or crumbled.

Friction (frikʹshun) [L. *fricʹtio*]. The act of rubbing; attrition. **F.-fremitus.** See *Fremitus.* **F.-murmur, F.-sound,** the sound heard in auscultation caused by the rubbing together of adjacent structures, as of the pericardium in pericarditis, the pleura in pleurisy, and the peritoneum in peritonitis. **Beatty-Bright's f.-sounds,** the friction-sound caused by inflammation of the pleura.

Friedreich's ataxia, disease, sign, etc. (frēdʹ-riks). See *Ataxia, Disease, Sign,* etc.

Frigorific (frig-or-ifʹik) [L. *frigorifʹicus*]. Producing coldness.

Frigotherapy (fri-go-therʹap-e) [L. *friʹgor* cold + *Therapy*]. The treatment of disease by cold.

Frog-belly (frogʹbel-le). A semitympanitic state of the abdomen in rickety children.

Frog-face (frogʹfās). Flatness of the face due to intranasal disease.

Frolement (frōl-mawʹ) [Fr.]. 1. A rustling sound often heard in auscultation in disease of the pericardium. 2. A massage-movement consisting of light brushing with the palm of the hand.

Frommann's lines (fromʹanz). See *Lines.*

Fron's reagent (fronz). See *Reagent.*

Frontad (fronʹtad). Toward a frontal aspect.

Frontal (fronʹtal) [L. *frontaʹlis*]. Pertaining to the forehead.

Frontalis (fron-taʹlis). See *Muscles, Table of.*

Frontomalar (fron-to-maʹlar). Pertaining to the frontal and malar bones.

Frontomaxillary (fron-to-maxʹil-la-re). Pertaining to the frontal bone and the upper jawbone.

Frontonasal (fron-to-naʹzal). Pertaining to the frontal sinus and the nose.

Fronto-occipital (fronʺto-ok-sipʹit-al). Pertaining to the forehead and the occiput.

Frontoparietal (fronʺto-par-iʹe-tal). Pertaining to the frontal and parietal bones.

Frontotemporal (fron-to-temʹpo-ral). Pertaining to the frontal and temporal bones.

Front-tap contraction. See *Contraction.*

Frost-bite (frawstʹbīt). The lesion produced by the freezing of a part.

Frost-itch (frawstʹich). See *Pruritus hiemalis.*

Fructose (frukʹtōs) [L. *fructus* fruit]. Levulose, or fruit-sugar, $C_6H_{12}O_6$, a substance found in all sweet fruits.

Fructosid (frukʹto-sid). A compound which bears the same relation to fructose as a glucosid does to glucose.

Fructosuria (fruk-tōs-u're-ah) [*Fructose* + Gr. οὖρον urine]. The presence of fructose in the urine.

Fruit (frūt) [L. *fruc'tus*]. The developed ovary of a plant, including the seed and its envelopes.

Ft. An abbreviation for L. *fiat* or *fiant*, let there be made.

Fuchsin (fook'sin) [named for L. *Fuchs*]. Anilin-red; a name for several coloring-matters derived from anilin, but especially to rosanilin hydrochlorid, or acetate, a lustrous green crystalline salt, giving a red color to solutions, and used as a stain in microscopy, as a remedy in albuminuria, and as a local application in diseases of the larynx. Dose, $\frac{1}{10}$–$\frac{1}{6}$ gr. (0.006–0.01 gm.).

Fuchsinophil (fook-sin'o-fil) [*Fuchsin* + Gr. φιλεῖν to love]. 1. Any cell or other element readily stained with fuchsin. 2. Same as *Fuchsinophilous*.

Fuchsinophilous (fook-sin-of'il-us). Readily stained by fuchsin.

Fucol (fu'kol). An iodin-containing preparation from algæ: used as a vehicle for iodin, creosote, phosphorus, etc.

Fucus (fu'kus), gen. *fu'ci* [L.; Gr. φῦκος]. A genus of sea-weeds. **F. cris'pus** furnishes Irish moss. **F. vesiculo'sus**, bladder-wrack, is used in goiter and glandular diseases, and as a cure for obesity. Dose of *solid extract*, 10 gr. (0.666 gm.); of *fluid extract*, 60–120 min. (4–8 c.c.).

Fugitive (fu'jit-iv) [L. *fugiti'vus*]. 1. Wandering. 2. Transient.

Fulgurant, Fulgurating (ful'gu-rant, ful'gu-rating) [L. *ful'gurans*, from *ful'gur* lightning]. Coming and going like a flash of lightning: said of pains.

Fulguration (ful-gu-ra'shun) [L. *ful'gur* lightning]. Treatment by the application of electric sparks.

Fuligin (fu'lij-in) [L. *fuli'go* soot]. An unofficial medicine prepared from soot.

Fulminant, Fulminating (ful'min-ant, ful'min-ating) [L. *fulmina're* to lighten]. Sudden, severe; coming on suddenly with intense severity; fouldroyant.

Fumigation (fu-mig-a'shun) [L. *fumiga'tio*]. Exposure to disinfecting fumes.

Fuming (fu'ming) [L. *fu'mus* smoke]. Smoking; emitting a visible vapor.

Function (funk'shun) [L. *func'tio*]. The special, normal, or proper action or office of any part or organ.

Functional (funk'shun-al). Of or pertaining to a function; affecting the functions, but not the structure.

Functionating (funk'shun-a-ting). In a condition of performing the proper function.

Fundal (fun'dal). Pertaining to a fundus.

Fundament (fun'da-ment) [L. *fundamen'tum*]. 1. The base or foundation of a part. 2. The breech or rump; the anus and parts adjacent to it.

Fundamental (fun-dam-en'tal). Pertaining to the base or foundation.

Fundiform (fun'dif-orm) [L. *fun'dus* sling + *for'ma* form]. Shaped like a sling.

Fundus (fun'dus) [L.]. The base or part of a hollow organ remotest from its mouth. **F. oc'uli**, the posterior part, or base of the eye, within its coats. **F. u'teri**, that part of the uterus which is most remote from the os. **F. vesi'cæ**, the bas fond of the urinary bladder.

Fungoid (fun'goid) [*Fungus* + Gr. εἶδος form]. Shaped like a toadstool. **Chignon f.**, a nodular growth often occurring on human hair.

Fungosity (fun-gos'it-e). A fungoid growth or excrescence.

Fungous (fung'us) [L. *fungo'sus*]. Of the nature of or resembling a fungus.

Fungus (fung'gus), pl. *fun'gi* [L.]. 1. Any one of a class of vegetable organisms of a low order of development, including mushrooms, toadstools, moulds, etc. 2. A growth on the body resembling a fungus; a spongy mass of morbid granulation-tissue. **F. of the brain**, hernia cerebri. **Foot-f.**, the fungus that produces mycetoma: said to be *Chiony'phe car'teri*. **F.-foot**, Madura foot. See *Mycetoma*. **F. hæmato'des**, a soft, bleeding, malignant tumor. **Ray-f.** See *Actinomyces*.

Funic (fu'nik). Pertaining to the funis.

Funicular (fu-nik'u-lar). Pertaining to a funiculus.

Funiculitis (fu-nik-u-li'tis). Inflammation of the spermatic cord. **Endemic f.**, a disease occurring in Ceylon and Southern India, marked by painful swelling of the spermatic cord, chills, nausea, and vomiting. The prognosis is fatal unless operation is performed.

Funiculus (fu-nik'u-lus), pl. *funic'uli* [L. "cord"]. 1. The umbilical cord, or funis. 2. More often the spermatic cord. 3. One of the bundles of nerve-fibers of which a nerve-trunk is made up. **F. am'nii**, a cord of tissue by which the amnion and chorion are temporarily united in certain ruminant animals. **Cuneate f., lateral**, a longitudinal ridge on the oblongata between the line of roots of the spinal accessory nerve and the cuneate funiculus. **F. cunea'tus**, one of the two prolongations of the dorsolateral columns of Burdach into the oblongata. **F. cunea'tus externa'lis**, the funiculi of Rolando. **F. gra'cilis**, either of the structures which, with the claves, form the postpyramids or restiform bodies, being extensions of the dorsomedian column of the spinal cord into the oblongata. **F. of Rolando**, a longitudinal prominence on either side of the lower part of the oblongata, passing up to the tubercle of Rolando. **F. sil'iquæ**. See *Siliqua olivæ*. **F. ter'etes**, fascicles of nerve-fiber on either side of the mesal sulcus of the floor of the fourth ventricle.

Funis (fu'nis) [L. "cord"]. The umbilical cord.

Funnel (fun'nel). A conical hollow vessel with a tube at the apex: used in chemistry and pharmacy in filtering and for other purposes. **F.-chest.** See under *Chest*. **Drainage-f.**, an appliance employed in the drainage of wounds. **Golgi's f's**, spiral fibrillary coils said to surround the axis-cylinder of myelinated nerve-fibers: they are probably artefacts. **Renver's f.**, an appliance used in treating urethral stricture.

Fur (fur). The coat seen upon the tongue in various diseases.

Furcal (fur'kal) [L. *fur'ca* fork]. Shaped like a fork; forked.

Furcula (fer'ku-la) [L. "little fork"]. A horse-shoe-shaped ridge in the embryonic larynx, bounding the pharyngeal aperture in front and laterally.

Furfuraceous (fur-fu-ra'shus) [L. *fur'fur* bran]. Resembling bran or dandruff.

Furfurol (fur'fu-rol) [L. *fur'fur* bran + *o'leum* oil]. An oily substance, $C_5H_7O_2$, from the distillation of bran, sawdust, etc. It causes convulsions and paralyses in animals.

Furfuron (fur'fu-ron). A greenish proprietary liniment for gout and rheumatism.

Furrow (fur'ro). A groove or trench. **Digital f.**, any one of the transverse lines on the palmar surface of a finger. **Genital f.**, a groove that appears on the genital tubercle of the fetus at the end of the second month. **Gluteal f.**, the furrow which separates the nates. **Jadelot's f's**, See *Lines, Jadelot's*. **Liebermeister's f's**, de-

metimes seen on the upper surface from pressure of the ribs, generally cing. **Sibson's f.**, the under border alis major muscle.

rung-kl) [L. *furun'culus*]. A boil; dule formed in the skin by circummation of the corium and subcue, enclosing a central slough or is caused by bacteria, which enter hair-follicles or sudoriparous glands, ation is favored by constitutional or erangement and local irritation. a boil or abscess affecting obstetric due to infection from the lochia. **f.**, a form of abscess with circumcutaneous fat-necrosis occurring in and due to infection from the cadaver operation.

u-rung'ku-lar). Pertaining to or of a boil.

(fu-rung'ku-loid). Resembling a boil.

(fu''rung-ku-lo'sis). The diseased at accompanies the appearance of a is.

(fu-rung'ku-lus). Same as *Furun-*

u-rung'ku-lus), pl. *furun'culi*. Latin *Furuncle*. See *Furuncle*. **F. orienta'l** of sore endemic chiefly in Asia and marked by the development on the face of a papule which passes successively through the stages of tubercle, scab, and circumscribed ulcer. It is thought to be caused by a protozoan parasite, termed *Helcosoma tropicum* or *Leishmania tropica* or *furunculo'sa*. The disease has received various names, according to the locality of its occurrence, as Aleppo boil, Delhi sore, Penjdeh sore, Natal boil, Biskra button, etc., but the conditions occurring under the various names are practically one and the same disease. **F. vulga'ris**, carbuncle.

Fuscin (fus'sin) [L. *fus'cus* brown]. A brown pigment of the retinal epithelium.

Fusel oil (fu'sel). See *Amyl alcohol*, under *Alcohol*.

Fusible (fu'sib-l). Susceptible of being melted.

Fusiform (fu'sif-orm) [L. *fu'sus* spindle + *for'ma* form]. Spindle-shaped.

Fusion (fu'zhun) [L. *fu'sio*]. 1. The act or process of melting. 2. The abnormal coherence of adjacent parts or bodies.

Fusocellular (fu-so-sel'u-lar) [L. *fu'sus* spindle + *Cellular*]. Having spindle-shaped cells.

Fustic (fus'tik). A yellow dye-wood from a South American tree, *Mo'rus tincto'ria*.

Fustigation (fus-tig-a'shun) [L. *fustiga'tio*]. Therapeutic treatment by flagellation. **Electric f.**, therapeutic treatment by beating with rods or by the strokes of electrodes.

Fustin (fus'tin). A yellow dye, $C_{58}H_{46}O_{23}$, from Venetian sumach.

G.

iation for *gram*, and the symbol of

ool of gallium.

-i'an-ol). An oily liquid compound shale: employed in diseases of the e, 4 min. (0.16 gm.).

in-in). A ptomain, $C_7H_{16}NO_2$, from h and from bacterial cultures of

(gad-u-his'ton) [L. *ga'dus* cod + *his-* on occurring in the spermatozoa of

u-in) [L. *ga'dus* cod]. A basic fatty $_{35}H_{46}O_9$, from cod-liver oil.

u-ol). A purified preparation of . Dose, 5–30 min. (0.333–2 c.c.).

s) [L.; Gr. γάδος whiting]. A genus **mor'rhua**, the cod-fish: from its liver " is prepared. See *Oil, Cod-liver*.

1. A surgical device for holding the 2. To retch, or strive to vomit.

The manner or style of walking. a walk in which the foot is raised e sole strikes the ground at once ddenly. **Cerebellar g.**, a staggerication of cerebellar disease. **Char-** peculiar gait of hereditary ataxia. swaying walk due to knock-knee. a walk accomplished mainly by hip-joint: seen in peroneal paralysis. **g.**, a gait in which the patient short hurrying steps, often on tip-, a hopping progression resulting e paralysis. **Helicopod g.**, a gait in feet describe half-circles, as in some cases of hysteric disorder and in certain cases of hemiplegia. **Oppenheim's g.**, a gait marked by irregular oscillation of the head, limbs, and body; seen in some cases of disseminated sclerosis. **Paralytic g.**, a gait in which the feet are dragged loosely along the ground. **Spastic g.**, a walk in which the legs are held together and move in a stiff manner, the toes seeming to drag and catch. **Stamping g.** Same as *Ataxic g.* **Steppage g.**, one in which the toe is strongly lifted and the heel reaches the ground first. **Swaying g.** See *Cerebellar g.* **Tabetic g.** Same as *Ataxic g.* **Waddling g.**, a gait seen in pseudohypertrophic paralysis. It resembles the waddling of a duck, and is due to the fact that the feet are kept wide apart in order to preserve the balance.

Gakhuri (gak-hoo're). The plant *Trib'ulus lanugino'sus*, of India: used locally as a medicine.

Galactagogue (gal-ak'tag-og) [Gr. γάλα milk + ἀγωγός leading]. 1. Increasing the secretion of milk. 2. An agent that promotes the flow of milk.

Galactan (gal-ak'tan) [Gr. γάλα milk]. A principle found in young plants during the germinative period.

Galactase (gal-ak'tās). An enzyme of milk which produces the ripening of cheese.

Galactemia, Galactæmia (gal-ak-te'me-ah) [Gr. γάλα milk + αἷμα blood]. A morbid condition of the blood in which it contains milk.

Galactidrosis (gal-ak-tid-ro'sis) [Gr. γάλα milk + ἱδρώς sweat]. The sweating of a fluid resembling milk.

Galactin (gal-ak'tin) [Gr. γάλα milk]. An amorphous basic substance, $C_{54}H_{18}N_4O_{25}$, found in milk.

alactischia (gal-ak-tisk'e-ah) [Gr. γάλα milk + ἰσχειν to suppress]. Suppression of the secretion of milk.

Galactoblast (gal-ak'to-blast) [Gr. γάλα milk + βλαστός germ]. A colostrum corpuscle found in the acini of the mammary gland.

Galactocele (gal-ak'to-sēl) [Gr. γάλα milk + κήλη tumor]. 1. A cystic enlargement of the mammary gland containing milk. 2. A hydrocele filled with a milky fluid.

Galactochloral (gal-ak-to-klo'ral). A derivative, $C_8H_4Cl_3O_6$, of chloral and galactose in glossy scales: it is used as a hypnotic.

Galactometastasis (gal-ak''to-met-as'tas-is). Same as *Galactoplania*.

Galactometer (gal-ak-tom'et-er) [Gr. γάλα milk + μέτρον measure]. An instrument for measuring the specific gravity of milk.

Galactopathy (gal-ak-top'ath-e) [Gr. γάλα milk + πάθος feeling]. Same as *Milk-cure*.

Galactophagous (gal-ak-tof'ag-us) [Gr. γάλα milk + φαγεῖν to eat]. Feeding or subsisting upon milk.

Galactophlysis (gal-ak-tof'lis-is) [Gr. γάλα milk + φλύσις eruption]. A vesicular eruption containing a milky fluid.

Galactophoritis (gal-ak''tof-or-i'tis) [Gr. γάλα milk + φέρειν to carry + -ιτις inflammation]. Inflammation of the milk-ducts.

Galactophorous (gal-ak-tof'or-us) [Gr. γάλα milk + φέρειν to bear]. Conveying milk.

Galactophthisis (gal-ak-tof'this-is) [Gr. γάλα milk + *Phthisis*]. Phthisis or emaciation due to or brought on by overlactation.

Galactophygous (gal-ak-tof'ig-us) [Gr. γάλα milk + φυγή flight]. Arresting the milk-secretion.

Galactoplania (gal-ak-to-pla'ne-ah) [Gr. γάλα milk + πλάνη wandering]. The secretion of milk in some abnormal part; the metastasis of milk.

Galactopoietic (gal-ak''to-poi-et'ik) [Gr. γάλα milk + ποιεῖν to make]. Concerned in the production of milk.

Galactorrhea, Galactorrhœa (gal-ak-tor-rhe'ah) [Gr. γάλα milk + ῥοία flow]. Excessive secretion of milk.

Galactosazone (gal-ak-to-sa'zōn). A substance crystals of which are sometimes found in dogs' urine after anesthetization.

Galactoscope (gal-ak'to-skōp) [Gr. γάλα milk + σκοπεῖν to view]. A device for showing the proportion of cream in the milk.

Galactose (gal-ak'tōs) [Gr. γάλα milk]. A sugar, $C_6H_{12}O_6$, derivable from lactose, or milk-sugar.

Galactosid (gal-ak'to-sid). A compound having the same relation to galactose that a glucosid has to glucose.

Galactostasis (gal-ak-tos'tas-is) [Gr. γάλα milk + στάσις halt]. 1. Cessation of the milk-secretion. 2. An abnormal collection of milk.

Galactosuria (gal-ak-to-su're-ah) [*Galactose* + Gr. οὖρον urine]. Presence of galactose in the urine.

Galactotherapy (gal-ak-to-ther'ap-e) [Gr. γάλα milk + θεραπεῖν to cure]. 1. The treatment of suckling children by giving remedies to the mother or wet-nurse. 2. Same as *Milk-cure*. 3. The hypodermic injection of the milk of a syphilitic patient for the cure of syphilis.

Galactotoxicon (gal-ak-to-tok-'sik-on). The poisonous matter that causes galactotoxism.

Galactotoxin (gal-ak-to-tok'sin) [Gr. γάλα milk + τόξικον poison]. Any basic poison generated in milk by the growth of a plant-microörganism.

Galactotoxism (gal-ak-to-tok'sizm). Poisoning by milk.

Galactozymase (gal-ak-to-zi'mās) [Gr. γάλα milk + ξύμη leaven]. A starch-liquefying ferment.

Galacturia (gal-ak-tu're-ah) [Gr. γάλα milk + οὖρον urine]. The discharge of milk-like urine; chyluria.

Galanga (gal-an'gah) [L. for "galangal"]. See *Galangal*.

Galangal (gal-an'gal) [Chinese]. The rhizome of *Alpin'ia galan'ga* (lesser galangal) or of *A. officina'lis* (greater galangal). It has the aromatic stimulant properties of ginger. Dose, 15–30 gr. (1–2 gm.).

Galazyme (gal'az-īm) [Gr. γάλα milk + ζύμη leaven]. A preparation of the mixed and fermented milk of asses and mares.

Galbanum (gal'ban-um) [L.]. 1. A fetid gum-resin from *Fer'ula galbanif'lua* and *F. rubricau'lis*, umbelliferous plants of Asia. It is expectorant, antispasmodic, and stimulant, and is used in chronic catarrh of the genital and respiratory tracts and in amenorrhea, and locally as a counter-irritant. Dose, 10–20 gr. (0.666–1.333 gm.). The *compound pills* of galbanum contain galbanum, myrrh, asafetida, and syrup. 2. An incorrect popular name for Burgundy pitch.

Galbismin (gal-biz'min). A proprietary substitute for iodoform.

Galea (ga'le-ah) [L. *ga'lea* helmet]. The aponeurotic structure of the scalp, connecting the separated parts of the occipitofrontalis muscle. Called also *Galea aponeurotica*.

Galega (gal-e'gah) [Gr. γάλα milk]. A genus of poisonous leguminous plants called goat's-rue. *G. officina'lis* and other species are said to be galactagogues.

Galenic (ga-len'ik) [after Claudius *Galenus*, 121–210 A.D.]. Pertaining to the ancient system of medicine taught and practised by Galenus or Galen.

Galenics (ga-len'iks). Medicines of vegetable origin, such as the preparation of roots and herbs by decoction, infusion, etc.

Galeodes araneoides (gal-e-o'dēz). A solpugideous spider-like animal of the Old World with a venomous bite: injurious to camels.

Gall (gawl) [L. *gal'la*]. 1. The bile. 2. Nutgall. **G.-bladder, G.-cyst,** the pear-shaped reservoir for the bile, below the liver. **G.-ducts.** See *Bile-ducts*, under *Duct*. **G.-sickness.** See *Galziekte*. **G.-stone,** a calculus in or from the gall-bladder or one of its afferent or efferent ducts.

Galla (gal'lah), pl. and gen. *gal'læ* [L.]. Nutgall; an astringent excrescence growing upon oaks, chiefly *Quer'cus lusitan'ica*. Dose, 5–25 gr. (0.333–1.666 gm.); of *tincture*, 30–120 min. (2–8 c.c.). See *Nutgall*.

Gallactophenone (gal-lak-to-fe'nōn). A yellowish powder, $C_8H_8O_2$, or trioxyacetophenone: used externally like pyrogallol, of which it is a derivative. Called also *Alizarin-yellow*.

Gallal (gal'lal). Aluminum gallate, a brownish antiseptic powder: used in astringent nasal douches.

Gallanilid (gal-lan'il-id). Same as *Gallanol*.

Gallanol (gal'lan-ol). A gallic acid anilid, $C_6H_2(OH)_3.CO.NHC_6H_5+2H_2O$, a gallic acid and anilin derivative: a white powder, soluble in alcohol, ether, and boiling water, slightly soluble in cold water. It is used like pyrogallol externally, in psoriasis, eczema, etc., in 5–25 per cent. ointment.

Gallate (gal'lāt). Any salt of gallic acid.

Gallein (gal'e-in). An anilin-dye indicator which is changed in color by an alkali to red and by an acid to yellow.

Gallic acid (gal'ik). See *Acid*.

Gallicin (gal'is-in). The methyl ester of gallic acid, $C_6H_2(OH)_3COO.CH_3$, in snow-white, silky needles, or a whitish powder: used as a substitute for resorcin in conjunctival catarrh.

Gallinol (gal'lin-ol). Same as *Gallanol*.

Gallipot (gal'lip-ot). A small pot for ointment or confections.

Gallium (gal'le-um) [L., from *Gallia*, France]. A rare metal, symbol Ga: some of its compounds are poisonous.

Gallobromol (gal-lo-bro'mol). A white, crystalline gallic acid and bromin derivative, $C_6Br_2(OH)COOH$, or dibromgallic acid: soluble in alcohol, ether, and boiling water. It is used as a sedative like the bromids, and as an astringent in gonorrhea in 1–4 per cent. solution. Dose, 7½–120 gr. (0.492–8 gm.).

Galloformin (gal-lo-for'min). A condensation-product of hexamethylen-tetramose and gallic acid, in needle-like crystals. It is used as an internal antiseptic.

Gallogen (gal'o-jen). A compound derived from gallic acid: recommended as an intestinal antiseptic. Dose, 5–30 gr. (0.333–2 gm.).

Gallon (gal'lon) [L. *con'gius*]. Four quarts; in the United States, 231 cubic inches. See *Weights and Measures*.

Gallotannic acid (gal-o-tan'ik). See *Tannin*.

Galvanic (gal-van'ik). 1. Named for or discovered by Galvani. 2. Pertaining to galvanism **G.-battery.** See under *Battery*.

Galvanism (gal'van-izm) [after A. *Galvani*, 1737–1762]. Galvanic electricity; uninterrupted current electricity derived from a chemic battery.

Galvanization (gal''van-iz-a'shun). Treatment by galvanic electricity. **Spinogastric g.,** galvanization in which the negative pole is placed over the stomach, and the positive is moved up and down the spine.

Galvanocautery (gal''van-o-kau'ter-e). Cautery by a wire heated with a galvanic current.

Galvanocontractility (gal''van-o-kon-trak-til'it-e). Contractility in response to a galvanic stimulus.

Galvanofaradization (gal''van-o-far-id-iz-a'shun). The simultaneous use of continuous and interrupted electric currents.

Galvanolysis (gal-van-ol'is-is) [*Galvinism* + Gr. λύσις dissolution]. Electrolysis.

Galvanometer (gal-van-om'et-er) [*Galvanic* + Gr. μέτρον measure]. An instrument for measuring galvanic electricity.

Galvanopuncture (gal''van-o-punkt'ūr). The introduction of needles to complete a galvanic circuit.

Galvanoscope (gal-van'o-skōp) [*Galvanism* + Gr. σκοπεῖν to view]. An instrument that shows the presence of a galvanic current.

Galvanosurgery (gal''van-o-sur'jer-e). The employment of galvanism in surgery.

Galvanotherapeutics, Galvanotherapy (gal''van-o-ther-ap-u'tiks, gal''van-o-ther'ap-e). The therapeutic employment of galvanism.

Galvanothermy (gal''van-o-ther'me) [*Galvanism* + Gr. θέρμη heat]. Heating or burning by means of a galvanic current.

Galvanotonic (gal''van-o-ton'ik). Of the nature of galvanotonus; b. th galvanic and tonic.

Galvanotonus (gal-van-ot'o-nus) [*Galvanism* + Gr. τόνος tone]. Tonic response to galvanism.

Galvanotropism (gal-van-ot'ro-pizm) [*Galvanism* + Gr. τρόπος a turn]. The directive action of the galvanic current upon the muscles.

Galziekte, Galzietzke (gal-ze-ek'te). A disease of cattle in South Africa, caused by *Trypanosoma Theileri*. It is marked by slight fever and severe anemia. Called also *Gall-sickness* and *Bilious fever of cattle*.

Gambir (gam'bēr). A substance like catechu, from *Unca'ria gam'bir*, a rubiaceous plant of Southeastern Asia: astringent.

Gamboge (gam-bōj', gam-booj'). See *Cambogia*.

Gamete (gam'ēt) [Gr. γαμέτης spouse]. A conjugative cell-element, which unites with another element to form a zygote.

Gametocyte (gam-ēt'o-sīt) [Gr. γαμέτης spouse + κύτος cell]. The mother-cell from which a gamete is derived when such mother-cell is different from the ordinary individual of the species.

Gammacism (gam'mas-izm) [Gr. γάμμα letter G]. The imperfect utterance of G-sounds.

Gammot (gam'mot). An old form of surgical knife.

Gampsodactylia (gamp-so-dak-til'e-ah). Deformity of the toes marked by hyperextension of the first phalanx on the metatarsal and flexion of the other two phalanges. Called also *Claw-foot*.

Gangliasthenia (gang''gle-as-the'ne-ah). Asthenia due to ganglionic disease.

Gangliate, Gangliated (gang'gle-āt, gang'gle-ā-ted). Provided with ganglia.

Gangliform (gang'glif-orm). Having the form of a ganglion.

Ganglioblast (gang'gle-o-blast) [*Ganglion* + Gr. βλαστός germ]. An embryonic cell of the spinal ganglia.

Ganglioma (gang-gle-o'mah) [Gr. γάγγλιον ganglion + -ωμα tumor]. A tumor of a lymphatic ganglion.

Ganglion (gang'gle-on), pl. *gang'lia* [Gr. γάγγλιον knot]. 1. Any mass of gray nervous substance that serves as a center of nervous influence. 2. A form of cystic tumor occurring on an aponeurosis or a tendon. 3. See *Ganglion, Lymphatic*. **Acousticofacial g.,** a ganglion of early embryonic life, a portion of which persists as the geniculate ganglion. **Andersch's g.,** the petrous ganglion. **Anterior g. of thalamus,** the anterior tubercle of the thalamus. **Arnold's g., Auricular g.,** a ganglion situated below the foramen ovale, that sends nerves to the tympanic muscles and tensor palati. Called also *Otic g.* **Auditory g.,** the accessory auditory nucleus. **Basal g.,** the thalami, corpora striata, corpora quadrigemina, tuber cinereum, and geniculate bodies. **Bidder's g.,** two ganglia of the auricular septum of a frog's heart. **Bochdalek's g.,** the swelling at the junction of the superior and middle dental nerves. **Bock's g.** Same as *Carotid g.* **Cardiac g., superior,** a ganglion of the superficial cardiac plexus under the aortic arch. **Carotid g.,** a ganglion in the lower part of the cavernous sinus. **Carotid g., inferior,** a ganglion of the lower part of the carotid canal. **Carotid g., superior,** one in the upper part of the carotid canal. **Casserian g.,** an incorrect name for *Gasserian g.* **Cephalic g.,** the ciliary, otic, sphenopalatine, and submaxillary ganglia, all mainly of the sympathetic or trisplanchnic system. **Cervical g., inferior,** a ganglion between the transverse process of the next lower vertebra and the neck of the first rib. **Cervical g., middle,** a ganglion adjacent to the fifth cervical vertebra; the thyroid ganglion. **Cervical g., superior,** a ganglion opposite the second and third cervical vertebræ. **Cervical g. of the uterus** is situated near the cervix uteri. **Cervicouterine g.** See *Frankenhäuser's g.* **Ciliary g.,** a ganglion of the posterior part of the orbit. **Cloquet's g.,** a swelling of the nasopalatine nerve in the anterior palatine canal. **Coccygeal g.,** a ganglion situated on the anterior surface of the tip of the coccyx: the ganglion impar. **Corti's**

g. Same as *Spiral g.* **Diaphragmatic g.**, a small ganglion of the diaphragm on the right side: from it fibers go to the liver. **Ehrenritter's g.**, a ganglion of the glossopharyngeal nerve in the upper part of the jugular foramen. **False g.**, any enlargement on a nerve which has not the true ganglionic structure. **Frankenhäuser's g.**, a ganglion near the cervix uteri. Called also *Cervico-uterine g.* **Froriep's g.**, the ganglion of the fourth occipital segment in the human embryo. **Gasserian g.**, a ganglion on the larger root of the fifth cranial nerve. It is situated in a fossa on the anterior part of the petrous portion of the temporal bone, and gives off the ophthalmic and superior and inferior maxillary nerves. **Geniculate g.**, a ganglion of the facial nerve in the aqueduct of Fallopius. **Gudden's g.**, a ganglion in the cephalodorsal part of the mammillary body of the brain. **G. Haben'ulæ**, a club-shaped swelling placed ventrad to the trigonum habenulæ and on the anterior surface of the thalamus. **Hepatic g.**, a ganglion that surrounds the hepatic artery. **Hypoglossal g.**, a ganglion of the dorsal root of the hypoglossal nerve: rarely found in the human subject. **G. impar**, the coccygeal ganglion; a sympathetic ganglion on the anterior surface of the tip of the coccyx. **Inframaxillary g., anterior**, a ganglion near the incisor teeth. It is derived from the inferior maxillary nerve, and gives off filaments to the teeth. **Inframaxillary g., posterior**, a ganglion situated near the last molar teeth. **Inhibitory g.**, any ganglion with an inhibitory function. **Intercarotic g.**, an enlargement connected with the carotid plexus at the bifurcation of the common carotid. **Intracardiac g.**, nerve-ganglia within the substance of the heart. **Jugular g.** 1. See *Ehrenritter's g.* 2. A ganglion of the vagus in the jugular foramen. **Küttner's g.**, a large lymphatic gland on the internal jugular vein immediately beneath the posterior belly of the digastric muscle, forming the principle lymphatic terminus of the tongue. Called *Hauptganglion*. **Laumonier's g.**, the carotid ganglion. **Lenticular g.**, the *Ciliary g.* **Lingual g.**, a ganglion on an anterior branch from the superior cervical ganglion. **Lobstein's g.**, a small enlargement on the great splanchnic nerve above the diaphragm. **Loetwig's g.**, the bulbus arteriosus. **Ludwig's g.**, a ganglion connected with the cardiac plexus and situated near the right auricle of the heart. **Lumbar g.**, four or five pairs on either side behind the abdominal aorta. **Luschka's g.** See *Coccygeal gland*, under *Gland*. **Lymphatic g.**, any lymphatic gland. **Meckel's g.**, a ganglion of the sympathetic, facial, and other nerves situated in the sphenomaxillary fossa. Called also *Sphenopalatine g.* **Meissner's g.**, small ganglionic nodes in Meissner's plexus. **Mesenteric g., inferior**, a ganglion of the inferior mesenteric plexus. **Mesenteric g., lateral**, in the superior mesenteric plexus, left side. **Mesenteric g., superior**, a gland of the sympathetic nerve in the superior mesenteric plexus. **Meynert's g.**, a mass of cells within the tuber cinereum near the optic tract. Called also *Basal optic g.* **Müller's g.**, the prostatic ganglion. **Nasal g.** See *Meckel's g.* **Nephrolumbar g.**, a ganglion at the junction of branches of the spermatic and lumbar nerves, giving off branches to the kidney and lumbar region. **Ophthalmic g., Orbital g.**, the ciliary ganglion. **Optic g.** 1. Either of the corpora quadrigemina. 2. The ophthalmic, or ciliary, ganglion. 3. Meynert's ganglion. **Otic g.** Same as *Arnold's g.* **Petrous g.**, a ganglion of the glossopharyngeal at the lower border of the petrous bone. Called also *Andersch's g.* **Pharyngeal g.**, a ganglion on an anterior branch from the cavernous plexus. **Pharyngeal g., soft**, is on the lingual artery, near the pharyngeal ganglion. **Phrenic g.**, the diaphragmatic ganglion. **Primary g.**, that which does not follow a local inflammation. **Prostatic g.**, a ganglion situated on the prostate gland: it is connected with the prostatic plexus. **Pterygopalatine g.**, Meckel's ganglion. **Remak's g.**, a sympathetic ganglion in the heart-tissue near the superior vena cava. **Renal g.**, a ganglion around the renal artery. **Reticulated g.**, the gray matter scattered throughout the oblongata. **G. ret'inæ**, the outer of the two subdivisions of the internal nuclear layer of the retina. **Ribes's g.**, the alleged upper termination of the sympathetic nerve surrounding the anterior communicating artery of the brain. **Sacral g.**, any one of four or five ganglia on the ventral surface of the sacrum. **Scarpa's g.**, a pair situated near the external auditory meatus at the point of junction of the facial nerve and the vestibular branch of the auditory nerve. **Schacher's g.**, the ciliary ganglion. **Semilunar g.**, a small ganglion of the fifth nerve. **Semilunar g., right and left**, two small ganglia near the suprarenal capsule. **Sensory g.**, the corpora quadrigemina, optic thalami, and other basal sensory brain-organs. **Sinus-g.**, a group of nerve-cells around the junction of the coronary sinus and the right auricle of the heart. **Solar g., right and left**, the right and left semilunar ganglia. **Sömmering's g.**, the substantia nigra of the cerebral peduncle. **Sphenopalatine g.** Same as *Meckel's g.* **Spinal g.**, one on the posterior root of each spinal nerve. **Spiral g.**, a ganglion between the plates of the spiral lamina sending filaments to the organ of Corti. **Submaxillary g.**, a ganglion above the submaxillary gland. **Suprarenal g.**, a ganglion at the junction of the great splanchnic nerves. **Thoracic g.**, twelve pairs between the transverse processes of the vertebræ and the heads of the ribs. **Thyroid g., inferior**, the middle cervical ganglion. **Thyroid g., superior.** See *Cervical g., superior.* **Troisier's g.**, an enlarged lymphatic gland sometimes seen above the clavicle in cases of retrosternal tumor. **Tympanic g.**, a ganglion of the tympanic branch of the glossopharyngeal nerve. **Vagal g., inferior**, a ganglion near the jugular foramen. **Vagal g., superior**, a ganglion in the jugular foramen, sending filaments to the vagus. **Valentin's g.**, a ganglion at the junction of the posterior and middle dental nerves. **Ventricular g.** See *Bidder's g.* **Vestibular g.**, a ganglion of the vestibular nerve in the aqueduct of Fallopius. **Walter's g.**, the ganglion impar. **Wrisberg's g.**, the cardiac ganglion. **Wrist-g.**, cystic enlargement of a tendon-sheath on the back of the wrist.

Ganglioneure (gang'gle-o-nūr) [*Ganglion* + Gr. *νεῦρον* nerve]. Any cell of a nervous ganglion.

Ganglioneuroma (gang''le-o-nu-ro'mah). A tumor made up of ganglion cells.

Ganglionic (gang-gle-on'ik). Pertaining to a ganglion.

Ganglionitis (gan''gle-on-i'tis). Inflammation of a ganglion.

Gangosa (gang-o'sah) [Sp. "muffled voice"]. A disease of the Caroline and Ladrone Islands marked by destructive ulceration, beginning in the soft palate or uvula and extending to the hard palate, larynx, nasal cavity, and even face. It always results in disfigurement. Called also *Ogo* and *Rhinopharyngitis mutilans.*

Gangrene (gang'grēn) [L. *gangræ'na*; Gr. *γάγγραινα*]. The mortification or non-molecular death of a part: due either to direct destruction of a part by burns, etc., to interference with the circulation, or to insufficient blood-supply. **Angioneurotic g.**, a disease of early life due to

thrombosis and sclerosis of the arteries and veins: occurring chiefly in cold regions. Called also *Spontaneous g.* **Carbolic g.**, gangrene due to continued application of dilute carbolic acid. **Cold g.**, gangrene that is not preceded by inflammation. **Cutaneous g.**, a form of pyodermatitis of young children, due to a staphylococcus. **Diabetic g.**, moist gangrene occurring in persons who suffer with diabetes. **Dry g.**, a hard, shrivelled, and relatively dry form due to deficient blood-supply. **Embolic g.**, that which follows the cutting-off of the blood-supply by an embolism. **Fulminating g.**, malignant or gangrenous edema. **Gaseous g.**, gangrene in which hydrogen sulphid or other gas is formed in the subcutaneous tissues. **Hospital-g.**, a contagious and fatal form occurring in crowded hospitals and attacking wounds. **Hot g.**, gangrene which follows an inflammatory attack. **Hysteric g.**, a form which appears to result from severe herpes zoster in hysteric subjects. **Moist g.**, a form with a free offensive watery discharge. **Nosocomial g.** Same as *Hospital-g.* **Primary g.**, gangrene occurring without preceding inflammation of the part. **Pulpy g.** Same as *Hospital-g.* **Raynaud's g.**, the symmetrical gangrene of local asphyxia. See *Asphyxia.* **Secondary g.**, a form which follows a local inflammation. **Senile g.**, a form that attacks the aged. **Spontaneous g.** Same as *Angioneurotic g.* **Static g.**, gangrene that results from stasis. **Symmetric g.**, gangrene of corresponding parts on either side, due to vasomotor disturbances; local asphyxia. See *Asphyxia.* **White g.**, gangrene due to local anemia following complete lymphatic obstruction.

Gangrenous (gan'gre-nus). Affected with or of the nature of gangrene.

Gap, Bochdalek's (gap). The space between the lumbar and costal attachments of the diaphragm.

Gapes (gāps). A disease of fowls caused by a worm, *Syngamus trachealis*, in the air-passages.

Garantose (gar'an-tōs). Benzoylsulphonicimid; a compound said to be 500 times as sweet as sugar.

Garcinia (gar-sin'e-ah). A genus of trees from which gamboge is obtained.

Gardenin (gar'den-in). A yellowish, crystalline body, $C_{23}H_{20}O_{10}$, from *Garde'nia lu'cida*, or dikamali, a tree of southern Asia.

Gargarism (gar'gar-izm) [Gr. *γαργάρισμα*; L. *gargaris'ma*]. A gargle or throat-wash.

Garget (gar'jet). 1. Mastitis in the cow. 2. A disease of swine characterized by loss of appetite and staggering gait.

Gargle (gar'gl) [L. *gargaris'ma*]. A solution used for rinsing the mouth and throat.

Garlic (gar'lik). See *Allium.*

Garnothol (gar'no-thol). A proprietary antiseptic and antisyphilitic agent containing iodin.

Garofen (gar'o-fen). An analgesic and antipyretic remedy.

Garrot (gar'rot). An instrument for compressing an artery by twisting a circular bandage about a part; a form of tourniquet.

Garrulity of the vulva. Same as *Flatus vaginalis.*

Garrya (gar're-ah) [after *Garry*]. A genus of cornaceous plants. *G. Fremont'ii*, the fever-bush of California, is tonic and antiperiodic. Dose of fluid extract of the leaves, 10–30 min. (0.666–2 c.c.).

Gartner's duct (gārt'nerz). See *Duct.*

Gas (gas). Any elastic aëriform fluid. **Laughing-g.**, nitrous oxid, N_2O: given by inhalation as an anesthetic, chiefly in dentistry. **Marsh-g.** See *Methane.* **Olefiant g.** See *Ethylene.* **Sewer-g.**, the mixture of gases and vapors from a sewer: often dangerous from the contained bacteria, and from other materials resulting from the decay of organic matter.

Gaseous (gaz'e-us). Of the nature of a gas.

Gasometry (gas-om'et-re) [*Gas* + Gr. *μέτρον* measure]. The chemic determination of the amount of gas present in a mixture.

Gasserectomy (gas-ser-ek'to-me) [*Gasserian* + Gr. *ἐκτομή* excision]. Surgical removal of the Gasserian ganglion.

Gasserian (gas-se're-an). Discovered by or named in honor of A. P. *Gasser* (1505–1577). See under *Ganglion.*

Gasteralgia (gas-ter-al'je-ah). Same as *Gastralgia.*

Gasteramphraxis (gas-ter-am-fraks'is). Same as *Gasterangiemphraxis.*

Gasterangiemphraxis (gas''ter-an-je-em-fraks'is) [Gr. *γαστήρ* stomach + *ἀγγεῖον* vessel + *ἔμφραξις* obstruction]. Obstruction of the blood-vessels of the stomach.

Gasterhysterotomy (gas''ter-his-ter-ot'o-me) [Gr. *γαστήρ* belly + *ὑστέρα* uterus + *τομή* cut]. The Cesarean operation or section; delivery of the fetus by cutting through the uterine and abdominal walls.

Gasterin (gas'ter-in). A preparation of the gastric juice of dogs: used in treatment of chyluria.

Gastralgia (gas-tral'je-ah) [Gr. *γαστήρ* stomach + *ἄλγος* pain]. Pain in the stomach.

Gastralgokenosis (gas-tral-go-ken-o'sis) [Gr. *γαστήρ* belly + *ἄλγος* pain + *κένωσις* emptiness]. Paroxysmal gastric pain which is easily relieved by taking food.

Gastraneuria (gas-tra-nu're-ah) [Gr. *γαστήρ* stomach + *α* not + *νεῦρον* nerve]. Impaired nervous tone of the stomach.

Gastrasthenia (gas-tras-the'ne-ah) [Gr. *γαστήρ* stomach + *Asthenia*]. A feeble or weak state of the functions of the stomach.

Gastratrophia (gas-trat-ro'fe-ah) [Gr. *γαστήρ* stomach + *ἀτροφία* atrophy]. Atrophy of the stomach.

Gastrectasia, Gastrectasis (gas-trek-ta'zhe-ah, gas-trek'ta-sis) [Gr. *γαστήρ* stomach + *ἔκτασις* stretching]. Dilatation of the stomach.

Gastrectomy (gas-trek'to-me) [Gr. *γαστήρ* stomach + *ἐκ* out + *τομή* cut]. The cutting out or removal of any part of the stomach.

Gastric (gas'trik) [L. *gas'tricus*; Gr. *γαστήρ* stomach]. Pertaining to the stomach.

Gastricine (gas'tris-in). A proprietary digestant preparation.

Gastricism (gas'tris-izm). Any gastric disorder, such as dyspepsia or indigestion.

Gastrine (gas'trin). A therapeutic extract of the stomach of the ox or of the dog.

Gastritis (gas-tri'tis) [Gr. *γαστήρ* stomach]. Inflammation of the stomach. **Atrophic g.**, chronic gastritis with atrophy of the mucous membrane and glands. **Catarrhal g.**, inflammation of the mucous membrane of the stomach, with hypertrophy of the membrane, secretion of an excessive quantity of mucus, and alteration of the gastric juice. The condition is marked by loss of appetite, nausea, pain, vomiting, and tympanic distention of the stomach. **Hypertrophic g.**, gastritis with infiltration and enlargement of the glands. **Phlegmonous g.**, a variety with abscesses in the stomach-walls. **Polypous g.**, hypertrophic gastritis with polypus-like projections into the stomach. **Pseudomembranous g.**, a variety in which false membranes occur in patches within the stomach.

Gastro- [Gr. *γαστήρ* stomach]. A prefix denoting some relation to the stomach.

Gastro-adynamic (gas″tro-ad-in-am′ik). Marked by an adynamic condition of the stomach.

Gastro-anastomosis (gas″tro-an-as-to-mo′sis). Same as *Gastrogastrostomy*.

Gastro-atonia (gas″tro-at-o′ne-ah). Atony of the stomach.

Gastroblennorrhea (gas″tro-blen-nor-re′ah) [Gr. γαστήρ stomach + *Blennorrhea*]. Excessive secretion of mucus by the stomach.

Gastrobrosis (gas-tro-bro′sis) [Gr. γαστήρ stomach + βρῶσις eating]. Perforation of the stomach-wall by a corrosive process.

Gastrocele (gas′tro-sēl) [Gr. γαστήρ stomach + κήλη hernia]. Hernial protrusion of the stomach or of a gastric pouch.

Gastrocnemius (gas-trok-ne′me-us) [Gr. γαστήρ belly + κνήμη leg]. See *Muscles, Table of*.

Gastrocolic (gas-tro-kol′ik). Pertaining to the stomach and colon.

Gastrocolitis (gas″tro-ko-li′tis) [Gr. γαστήρ stomach + κόλον colon]. Inflammation of the stomach and colon.

Gastrocolostomy (gas″tro-ko-los′to-me) [Gr. γαστήρ stomach + κόλον colon + στόμα mouth]. The creation of an artificial passage from the stomach to the colon.

Gastrocolotomy (gas″tro-ko-lot′o-me) [Gr. γαστήρ stomach + κόλον colon + τομή a cut]. Incision of the stomach and colon.

Gastrocolpotomy (gas″tro-kol-pot′o-me) [Gr. γαστήρ stomach + κόλπος vagina + τομή a cutting]. Incision of the vagina through the abdominal wall.

Gastrodiaphane (gas-tro-di′af-ān) [Gr. γαστήρ stomach + διά through + φαίνειν to show]. A small electric light to be introduced into the stomach in gastrodiaphany.

Gastrodiaphanoscopy (gas″tro-di-af-an-os′ko-pe) [Gr. γαστήρ stomach + διά through + φαίνειν to show + σκοπεῖν to see]. The same as *Gastrodiaphany*.

Gastrodiaphany (gas″tro-di-af′an-e) [Gr. γαστήρ stomach + διά through + φαίνειν to show]. The exploration of the stomach by means of an electric lamp passed down the esophagus.

Gastrodidymus (gas-tro-did′im-us) [*Gastro-* + Gr. δίδυμος twin]. A double monster-fetus with one abdomen.

Gastrodis′cus hom′inis. Same as *Amphistoma hominis*.

Gastroduodenal (gas″tro-du-o-de′nal). Pertaining to the stomach and duodenum.

Gastroduodenitis (gas″tro-du-od-en-i′tis) [Gr. γαστήρ stomach + *Duodenitis*]. An inflammation of the stomach and duodenum.

Gastroduodenoscopy (gas″tro-du-o-den-os′ko-pe) [Gr. γαστήρ stomach + *Duodenum* + σκοπεῖν to examine]. Examination of the stomach and duodenum through the gastroscope by an incision through the stomach-wall.

Gastroduodenostomy (gas″tro-du-o-den-os′to-me) [Gr. γαστήρ stomach + *Duodenum* + Gr. στόμα mouth]. The surgical creation of an artificial passage from the stomach to the duodenum.

Gastrodynia (gas-tro-din′e-ah) [Gr. γαστήρ stomach + ὀδύνη pain]. Pain in the stomach.

Gastro-elytrotomy (gas″tro-el-it-rot′o-me) [Gr. γαστήρ stomach + *Elytrotomy*]. Same as *Gastrocolpotomy*.

Gastro-enteralgia (gas″tro-en-ter-al′je-ah) [Gr. γαστήρ stomach + ἔντερον intestine + ἄλγος pain]. Pain in the stomach and intestines.

Gastro-enteric (gas″tro-en-ter′ik) [Gr. γαστήρ stomach + ἔντερον intestine]. Pertaining to the stomach and intestines.

Gastro-enteritis (gas″tro-en-ter-i′tis) [Gr. γαστήρ stomach + *Enteritis*]. Inflammation of the stomach and intestines.

Gastro-entero-anastomosis (gas″tro-en″ter-o-an-as-to-mo′sis). Anastomosis between the intestine and the stomach walls in gastro-enterostomy.

Gastro-enterocolitis (gas″tro-en-ter-o-ko-li′tis). Inflammation of the stomach, small intestine, and colon.

Gastro-enterocolostomy (gas″tro-en″ter-o-ko-los′to-me) [Gr. γαστήρ stomach + ἔντερον intestine + κόλον colon + στόμα mouth]. The operation of forming a passage between the stomach, intestine, and colon.

Gastro-enterology (gas″tro-en-ter-ol′o-je) [Gr. γαστήρ stomach + ἔντερον intestine + λόγος treatise]. The study of the stomach and intestine and their diseases.

Gastro-enteroplasty (gas-tro-en′ter-o-plas-te). Gastroplasty combined with enteroplasty.

Gastro-enteroptosis (gas″tro-en-ter-op-to′sis) [Gr. γαστήρ stomach + ἔντερον intestine + πτῶσις falling]. Falling down, or prolapse, of the stomach and intestines.

Gastro-enterostomy (gas″tro-en-ter-os′to-me) [Gr. γαστήρ stomach + ἔντερον intestine + στόμα mouth]. The creation of an artificial passage between the stomach and intestines.

Gastro-enterotomy (gas″tro-en-ter-ot′o-me) [Gr. γαστήρ stomach + ἔντερον intestine + τομή cutting]. Surgical incision of the stomach and intestine.

Gastro-epiploic (gas″tro-ep-ip-lo′ik) [Gr. γαστήρ stomach + ἐπίπλοον caul]. Pertaining to the stomach and epiploön.

Gastro-esophageal (gas″tro-e-sof-a′je-al) [Gr. γαστήρ stomach + οἰσοφάγος gullet]. Pertaining to the stomach and esophagus.

Gastro-esophagitis (gas″tro-e-sof-aj-i′tis). Inflammation of the stomach and esophagus.

Gastro-esophagostomy (gas″tro-e-sof-ag-os′to-me). The operation of forming an anastomosis between the stomach and the esophagus: done for stricture of the lower end of the esophagus.

Gastrofaradization (gas″tro-far-ad-iz-a′shun). The therapeutic application of faradism to the stomach.

Gastrogalvanization (gas″tro-gal-van-iz-a′shun). The therapeutic application of galvanism to the stomach.

Gastrogastrostomy (gas″tro-gas-tros′to-me) [Gr. γαστήρ stomach + γαστήρ stomach + στόμα mouth]. The formation of an anastomosis between the pyloric and cardiac ends of the stomach, performed for hour-glass contraction of the stomach.

Gastrograph (gas′tro-graf) [Gr. γαστήρ stomach + γράφειν to record]. An apparatus for recording the motions of the stomach.

Gastrohelcosis (gas″tro-hel-ko′sis) [Gr. γαστήρ stomach + ἕλκος ulcer]. Ulceration of the stomach.

Gastrohepatic (gas″tro-he-pat′ik) [Gr. γαστήρ stomach + ἧπαρ liver]. Pertaining to the stomach and liver.

Gastrohepatitis (gas″tro-hep-at-i′tis). Inflammation of the stomach and liver.

Gastrohyperneuria, Gastrohypernervia (gas″tro-hi-per-nu′re-ah, gas″tro-hi-per-ner′ve-ah) [Gr. γαστήρ stomach + ὑπέρ under + νεῦρον nerve]. Excessive activity of the nerves of the stomach.

Gastrohypertonic (gas″tro-hi-per-ton′ic). Marked by excessive tonicity of the stomach.

Gastrohyponeuria, Gastrohyponervia (gas″tro-hi-po-nu′re-ah, gas″tro-hi-po-ner′ve-ah) [Gr. γαστήρ stomach + ὑπό under + νεῦρον nerve]. Defective activity of the nerves of the stomach.

Gastrohysterectomy (gas″tro-his-ter-ek′to-me) [Gr. γαστήρ stomach + ὑστέρα womb + ἐκτομή excision]. Removal of the uterus through an abdominal cut.

Gastrohysteropexy (gas″tro-his′ter-o-pex-e) [Gr. γαστήρ stomach + ὑστέρα womb + πηγνύναι to fix]. Ventrofixation of the uterus; the fastening of a displaced uterus to the ventral wall.

Gastrohysterotomy (gas″tro-his-ter-ot′o-me) [Gr. γαστήρ belly + ὑστέρα womb + τόμη cut]. The Cesarean section; the delivery of a fetus through an incision of the uterine and abdominal walls.

Gastro-intestinal (gas″tro-in-tes′tin-al) [Gr. γαστήρ stomach + *Intestinal*]. Pertaining to the stomach and intestine.

Gastrojejunostomy (gas″tro-jej-u-nos′to-me) [*Gastro-* + *Jejunostomy*]. The formation of an artificial passage from the stomach to the jejunum.

Gastrokateixia (gas-tro-kat-ik′se-ah). Displacement of the stomach.

Gastrokinesograph (gas″tro-kin-es′o-graf) [Gr. γαστήρ stomach + κίνησις motion + γράφειν to record]. A device for recording the mechanic motions of the stomach.

Gastrolienal (gas-tro-li′en-al) [Gr. γαστήρ stomach + L. *li′en* spleen]. Pertaining to the stomach and spleen.

Gastrolith (gas′tro-lith) [Gr. γαστήρ stomach + λίθος stone]. A calcareous or other concretion formed in the stomach.

Gastrolithiasis (gas″tro-lith-i′as-is) [Gr. γαστήρ stomach + λίθος stone]. Ill-health associated with the formation of gastroliths.

Gastrology (gas-trol′o-je) [Gr. γαστήρ stomach + λόγος treatise]. The sum of knowledge regarding the stomach.

Gastrolysis (gas-trol′is-is) [Gr. γαστήρ stomach + λύσις loosening]. The operation of loosening the stomach from adhesions.

Gastromalacia (gas″tro-mal-a′she-ah) [Gr. γαστήρ stomach + μαλακία softening]. An abnormal softening or softness of the wall of the stomach.

Gastromegaly (gas-tro-meg′al-e) [Gr. γαστήρ stomach + μέγας large]. Enlargement of the stomach.

Gastromelus (gas-trom′el-us) [Gr. γαστήρ belly + μέλος limb]. A monster-fetus with a leg or legs attached to the abdomen.

Gastromenia (gas-tro-me′ne-ah) [Gr. γαστήρ stomach + μήν month]. Vicarious menstruation through the stomach.

Gastromeningitis (gas″tro-men-in-ji′tis). Inflammation of the stomach and the cerebral meninges.

Gastromycosis (gas″tro-mi-ko′sis) [Gr. γαστήρ stomach + μύκης fungus]. A disease of the stomach caused by fungi.

Gastromyxin (gas-tro-miks′in). A proprietary preparation of pepsin.

Gastromyxorrhea (gas″tro-miks-or-re′ah) [Gr. γαστήρ stomach + μύξος mucus + ῥοιά flow]. Excessive secretion of mucus by the stomach.

Gastronephritis (gas″tro-nef-ri′tis). Inflammation of the stomach and kidney.

Gastronesteostomy (gas″tro-nes-te-os′to-me) [Gr. γαστήρ stomach + νῆστις jejunum + στόμα opening]. Same as *Gastrojejunostomy*.

Gastropancreatitis (gas″tro-pan-kre-at-i′tis). Inflammation of the stomach and pancreas.

Gastroparalysis (gas″tro-par-al′is-is). Paralysis of the stomach.

Gastropathy (gas-trop′ath-e) [Gr. γαστήρ belly + πάθος suffering]. Any disease of the stomach.

Gastroperiodynia (gas″tro-pe-re-o-din′e-ah) [Gr. γαστήρ stomach + περίοδος period + ὀδύνη pain]. Periodic attacks of pain.

Gastroperitonitis (gas″tro-per-it-o-ni′tis). Inflammation of the stomach and peritoneum.

Gastropexy (gas′tro-pek-se) [Gr. γαστήρ stomach + πηγνύναι to fix or fasten]. The operation of suturing the stomach to the abdominal wall for the cure of displacement.

Gastrophore (gas′tro-fōr) [Gr. γαστήρ stomach + φορός bearing]. An instrument for fixing the stomach and coapting its walls during operations upon that organ.

Gastrophrenic (gas-tro-fren′ik) [Gr. γαστήρ stomach + φρήν diaphragm]. Pertaining to the stomach and diaphragm.

Gastrophthisis (gas-trof′this-is) [Gr. γαστήρ stomach + φθίσις wasting]. Hyperplasia of the gastric mucosa and submucosa, leading to thickening of the stomach-walls and diminution of its cavity.

Gastroplasty (gas′tro-plas-te) [Gr. γαστήρ stomach + πλάσσειν to form]. Plastic operation on the stomach done for correction of deformity, such as hour-glass contraction.

Gastropleuritis (gas″tro-plu-ri′tis). Inflammation of the stomach and the pleura.

Gastroplication (gas″tro-pli-ka′shun) [Gr. γαστήρ stomach + L. *plica′re* to fold]. The surgical cure of a dilated stomach by means of stitching a fold in the stomach or by the removal of a fold of its walls.

Gastropneumonic (gas″tro-nu-mon′ik). Pertaining to the stomach and lungs.

Gastroptosia (gas-trop-to′se-ah). Same as *Gastroptosis*.

Gastroptosis (gas-trop-to′sis) [Gr. γαστήρ stomach + πτῶσις falling]. Abnormally low situation of the stomach; downward displacement of the stomach.

Gastroptyxis, Gastroptyxy (gas-tro-tiks′is, gas′-tro-tiks-e) [Gr. γαστήρ stomach + πτύξις a folding]. An operation for reducing a dilated stomach, consisting of the passing of a series of parallel threads through the outer coat of the anterior aspect of the stomach from the upper to the lower margin and then drawing them tight.

Gastropulmonary (gas-tro-pul′mo-na-re) [Gr. γαστήρ stomach + L. *pul′mo* lung]. Pertaining to the gastric and pulmonary tracts.

Gastropylorectomy (gas″tro-pi-lo-rek′to-me) [Gr. γαστήρ stomach + πυλωρός pylorus + ἐκτομή excision]. Excision of the pyloric portion of the stomach.

Gastropyloric (gas″tro-pi-lor′ik). Pertaining to the stomach and pylorus.

Gastrorrhagia, (gas-tror-ra′je-ah) [Gr. γαστήρ stomach + ῥηγνύναι to break forth]. Hemorrhage from the stomach.

Gastrorrhaphy (gas-tror′raf-e) [Gr. γαστήρ stomach + ῥαφή suture]. 1. The suture of a wound of the stomach. 2. Same as *Gastroplication*.

Gastrorrhea, Gastrorrhœa (gas-tror-re′ah) [Gr. γαστήρ stomach + ῥοία flow]. Excessive secretion of mucus or gastric juice in the stomach.

Gastroschisis (gas-tros′kis-is) [Gr. γαστήρ belly + σχίσις cleft]. A congenital malformation in which the abdomen remains open.

Gastroscope (gas′tro-skōp) [Gr. γαστήρ stomach + σκοπεῖν to see]. An instrument for inspecting the interior of the stomach.

Gastroscopy (gas-tros′ko-pe) [Gr. γαστήρ stomach

\+ σκοπεῖν to inspect]. The inspection of the interior of the stomach by means of the gastroscope.

Gastrosia fungosa (gas-tro'se-ah fun-go'sa). The development of molds in the stomach.

Gastrospasm (gas'tro-spazm) [Gr. γαστήρ stomach + *Spasm*]. Spasm of the stomach.

Gastrosplenic (gas-tro-splen'ik) [*Gastric* + *Splenic*]. Pertaining to the stomach and spleen.

Gastrostaxis (gas-tro-staks'is). The oozing of blood from the mucous membrane of the stomach.

Gastrostenosis (gas"tro-sten-o'sis) [Gr. γαστήρ stomach + στένωσις narrowing]. Contraction or shrinkage of the stomach.

Gastrostomosis (gas-tros-to-mo'sis). Same as *Gastrostomy*.

Gastrostomy (gas-tros'to-me) [Gr. γαστήρ stomach + στόμα mouth]. The creation of an artificial gastric fistula.

Gastrosuccorrhea (gas"tro-suk-or-re'ah) [Gr. γαστήρ stomach + L. *suc'cus* juice + Gr. ῥοία flow]. Excessive and continuous secretion of gastric juice; called also *Reichmann's disease*. **G. muco'sa,** excessive secretions of mucus by the stomach.

Gastrotome (gas'tro-tōm). A cutting instrument used in gastrotomy.

Gastrotomy (gas-trot'o-me) [Gr. γαστήρ belly + τέμνειν to cut]. Incision of the stomach or abdomen.

Gastrotoxin (gas-tro-tok'sin). A cytolysin produced by injecting the mucous membrane of the cardiac end of the stomach of dogs into goats. It exerts a toxic effect on the stomach of dogs.

Gastrotrachelotomy (gas"tro-tra-kel-ot'o-me) [Gr. γαστήρ abdomen + τράχελος neck + τέμνειν to cut]. Cesarean section in which the uterus is opened by a transverse cut across the cervix.

Gastrotubotomy (gas"tro-tu-bot'o-me) [*Gastro-* + L. *tu'ba* + Gr. τομή cut]. Incision of an oviduct through the abdominal wall.

Gastrotympanites (gas"tro-tim-pan-i'tēz) [*Gastro-* + *Tympanites*]. Tympanitic distention of the stomach.

Gastroxia (gas-trok'se-ah) [Gr. γαστήρ belly + ὀξύς sour]. Same as *Gastroxynsis*.

Gastroxynsis (gas-troks-in'sis) [Gr. γαστήρ stomach + ὀξύνειν to sharpen, exacerbate]. Excessive secretion of hydrochloric acid by the stomach; hyperchlorhydria. **G. fungo'sa,** a form due to the presence of molds in the stomach.

Gastrula (gas'tru-lah) [Gr. γαστήρ belly]. That early embryonic stage which follows the blastula, and in which the embryo consists of two layers, the ectoderm and the endoderm, and of two cavities, one lying between the ectoderm and the endoderm; the other (the archenteron) formed by invagination so as to lie within the endoderm and having an opening (the blastopore).

Gastrulation (gas-tru-la'shun). The passage of the embryo from the blastula to the gastrula stage.

Gasu-Besu (ga'su-be'su). An Indian plant from which nervosidin is derived.

Gathering (gath'er-ing). An abscess or swelling.

Gatism (ga'tism) [Fr. *gâter* to spoil]. Rectal, vesical, or rectovesical incontinence.

Gaultheria (gawl-the're-ah) [after one *Gaultier*]. A genus of ericaceous plants. The leaves of *G. procum'bens*, of North America, teaberry, checkerberry, or wintergreen, afford a fragrant volatile oil rich in methyl salicylate. The oil is used as a flavoring agent, in acute rheumatism, and as a local antiseptic in wounds and in cystitis. Dose of **oil** (*o'leum gaulthe'riæ*), 3–10 min. (0.2–0.666 c.c.); of **essence** (*spir'itus gaulthe'riæ*), 10–20 min. (0.666–1.333 c.c.).

Gaultherin (gawl-the'rin). 1. A glucosid from the bark of the black birch. 2. A sodium salt of methyl salicylate, $C_6H_4COOCH_3ONa$: used in rheumatism.

Gaultherolin (gawl-ther'o-lin). Artificial oil of wintergreen, or methyl salicylate. Dose, 40 gr. (2.666 gm.).

Gauze (gawz). A light, open-meshed variety of muslin or similar material. Before use in surgery it is usually rendered aseptic and impregnated with various antiseptics, as iodoform gauze, borated gauze, sublimated gauze, etc.

Gavage (gah-vahzh') [Fr.]. Feeding by the stomach-tube; also the therapeutic use of a very full diet.

Gayle (ga'le). A sort of puerperal fever in ewes during the lambing season. It is caused by *Stephylococcus hemorrhagicus* and is communicable to man in the form of a local skin eruption on the hands of those who skin the ewes.

Gay-Lussac's laws (ga-le-sahks'). See *Law*.

Geissospermin (gi-so-sper'min). A poisonous alkaloid, $C_{19}H_{24}N_2O_2 + H_2O$, derived from *Geissosper'mum læ've*, a tree of tropical America.

Gel (jel). Graham's name for a colloid which is firm in consistence though containing much liquid. See *Sol*.

Gelante, Gelanthum (jel-an'te, jel-an'thum). A preparation of tragacanth, gelatin, glycerin, rose-water, thymol, etc.: used as an antiseptic dressing and vehicle for the application of skin-medicaments. **Cuticolor g.,** Armenian bole, 0.02 gm.; eosin (1–500), 2 drops; zinc oxid, 4 gm.; glycerin, 3 gm.; gelanthum, 20 gm.: used in skin-diseases.

Gelatin (jel'at-in) [L. *gelati'na*, *gela're* to conceal]. An albuminoid from various animal tissues, a colorless, transparent substance, hard when dry, but, becoming jelly-like when moistened: glue and size are forms of it. It is much used in pharmacy and the arts. Recently gelatin has been used subcutaneously to arrest internal hemorrhage and to cause coagulation in sacculated aneurysms. **G.-culture,** a bacterial culture-preparation with gelatin for its basis. **G.-disk,** a disk of medicated gelatin used for the treatment of the eye. **Formalin-g.** See *Glutol*. **Glycerinated g.,** a preparation of equal parts of gelatin and glycerin. **Japanese g.,** agar-agar. **Medicated g.,** gelatin mixed with medicated substances: for local application. **Nutrient g.,** a variety of culture-medium. **G.-peptone,** a product of the digestion of gelatin. **Silk-g.** See *Sericin*. **G.-sugar,** the same as *Glycocoll*. **Vegetable g.,** a gelatin-like matter obtained from vegetable tissues. **G. of Wharton,** the jelly-like tissue of the umbilical cord.

Gelatiniferous (jel"at-in-if'er-us) [L. *gelati'na* gelatin + *fer're* to bear]. Producing gelatin.

Gelatinize (jel-at'in-īz). 1. To convert into gelatin. 2. To become converted into gelatin.

Gelatinosa (jel"at-in-o'sah) [L.]. The substantia gelatinosa.

Gelatinous (jel-at'in-us) [L. *gelatino'sus*]. Like jelly or softened gelatin.

Gelatol (jel'at-ol). An ointment-base made of gelatin, glycerin, oil, and water.

Gelatose (jel'at-ōs). An albumose formed by hydrolyzing gelatin by acid, alkalies, or a ferment.

Gelodiagnosis (je"lo-di-ag-no'sīs). A method of distinguishing between colon and typhoid bacilli. Lactose is added to cultures of the two ba[illegible]

on gelose to which phenol has been added. The culture of colon bacillus will cause fermentation of the lactose, the typhoid bacillus will not.

Gelol (je'lol). A proprietary remedy used in vaginal and urethral diseases.

Geloplasm (je'lo-plazm). A proprietary preparation of gelatin and glycerin applied as an elastic protective covering.

Gelose (je'lōs). A carbohydrate, $C_6H_{10}O_5$, from agar.

Gelosin (jel-o'sin). A mucilage from a Japanese sea-weed.

Gelotherapy, Gelototherapy (jel-o-ther'ap-e, jel"-o-to-ther'ap-e) [Gr. γέλως laughter + θεράπεια cure]. Treatment of disease by provoking laughter.

Gelsemin (jel'sem-in). 1. A poisonous alkaloid, $C_{22}H_{38}N_2O_4$, from gelsemium. Dose, $\frac{1}{300}$–$\frac{1}{200}$ gr. (0.00022–0.00032 gm.). 2. A precipitate from the tincture of *Gelse'mium sempervi'rens*. Dose, $\frac{1}{60}$–$\frac{1}{20}$ gr. (0.001–0.003 gm.).

Gelseminin (gel-sem'in-in). A brown resinous alkaloid from gelsemium: therapeutically active.

Gelsemism (jel'se-mizm). Poisoning by gelsemium.

Gelsemium (jel-se'me-um) [L.]. A genus of poisonous loganiaceous climbing plants. The root of *G. sempervi'rens*, yellow jessamin of the Southern United States, is a powerful sedative, a motor depressant, and diaphoretic: used in neuralgia, headache, chorea, delirium tremens, and in fevers; in muscular spasm, as whooping-cough, asthma, dysmenorrhea, etc. Dose of *alcoholic extract*, $\frac{1}{4}$–$\frac{1}{2}$ gr. (0.016–0.032 gm.); of *fluid extract*, 2–20 min. (0.133–1.333 c.c.); of *tincture*, 8–15 min. (0.533–1 c.c.).

Gelsemiumism (jel-sem'e-um-izm). Habitual intoxication with preparations of gelsemium.

Gelsemperin (jel-sem'per-in). A powdered concentration from *Gelse'mium sempervi'rens*. Dose, $\frac{1}{8}$–1 gr. (0.008–0.066 gm.).

Gemellus (jem-el'lus), pl. *gemel'li* [L. "twin"]. See *Muscles, Table of*.

Geminate (jem'in-āte) [L. *gemina'tus*]. Paired; in pairs.

Gemmation (jem-ma'shun) [L. *gemma're* to bud]. Reproduction by budding; a kind of reproduction in cells in which a portion of the cell-body is thrust out and then broken off, forming a new individual.

Gemmule (jem'mūl) [L. *gem'mula*, dim. of *gem'ma* bud]. 1. A reproductive bud; the immediate product of gemmation. 2. Any one of the many little excrescences upon the protoplasmic process of a nerve-cell.

Genal (je'nal) [L. *ge'na* cheek]. Pertaining to the cheek.

Genera (jen'er-ah). Plural of *Genus*.

General (jen'er-al) [L. *genera'lis*]. Affecting many parts or all parts of the organism; not local.

Generalize (jen'er-al-īz). To convert from a local to a general disease; to render general.

Generation (jen-er-a'shun) [L. *genera'tio*]. The act or process of reproduction. **Alternate g.,** the alternate change from sexual to asexual generation in the same species of animal or plant. **Asexual g.,** reproduction of the species without any union of sexual elements. **Sexual g.,** reproduction by the union of male and female elements. **Spontaneous g.,** the (theoretic) generation of living organisms from non-living matter.

Generative (jen'er-a-tiv). Pertaining to the reproduction of the species.

Generic (jen-er'ik) [L. *ge'nus*, *gen'eris* kind]. Pertaining to a genus; also distinctive.

γένεσις origin]. Pertaining to generation or to origin.

Genesiology (jen-e-ze-ol'o-je) [Gr. γένεσις origin + λόγος treatise]. The sum of what is known concerning reproduction.

Genesis (jen'es-is) [Gr. γένεσις]. Reproduction; origin; development.

Genetic (jen-et'ik) [Gr. γένεσις birth]. 1. Pertaining to reproduction, or to birth or origin. 2. Congenital or inherited.

Genetous (jen-et'us). Dating from fetal life.

Genial, Genian (je'ne-al, je'ne-an) [Gr. γένειον chin]. Pertaining to the chin.

Geniculate (jen-ik'u-lāt) [L. *genicula'tus*]. Bent, like a knee.

Geniohyoglossus, Geniohyoid (je"ne-o-hi-o-glos'sus, je"ne-o-hi'oid). See *Muscles, Table of*.

Genion (je'ni-on) [Gr. γένειον chin]. A craniometric point situated at the apex of the lower genial tubercle.

Genioplasty (je'ne-o-plas-te) [Gr. γένειον chin + πλάσσειν to shape]. Plastic surgery of the chin.

Genital (jen'it-al) [L. *genita'lis* genital]. Pertaining to the organs of generation or to reproduction.

Genitalia (jen-it-a'le-ah) [L. pl.]. The reproductive organs.

Genitocrural (jen"it-o-kru'ral) [*Genital* + *Crural*]. Pertaining to the genitalia and the leg.

Genitone (jen'it-ōn). A proprietary preparation of golden seal, black haw, pulsatilla, passiflora, life-root, and aromatics: used in leukorrhea and amenorrhea.

Genito-urinary (jen"it-o-u'rin-er-e). Pertaining to the genital and urinary organs.

Gentian (jen'shun) [L. *gentia'na*]. Any plant or species of the genus *Gentia'na*. The root of *G. lu'tea* is a bitter tonic and stomachic, and is used in dyspepsia and gastro-intestinal catarrh. Dose of *extract*, 1–10 gr. (0.066–0.666 gm.); of *fluid extract*, 30–60 min. (2–4 c.c.); of *compound infusion*, 1–4 dr. (4–16 c.c.); of *compound tincture*, 30–120 min. (2–8 gr.). **G. violet,** a violet dye or stain used in microscopic work.

Gentianin (jen'she-an-in) [L. *gentianinum*]. Various substances extracted from gentian-root; gentianic acid, or a mixture of the latter and gentiopicrin.

Gentianophil, Gentianophilous (jen'shan-o-fil, jen-shan-of'il-us) [*Gentian* + Gr. φιλεῖν to love]. Having affinity for gentian-violet stains.

Gentianophobous (jen-shan-of'o-bus) [*Gentian* + Gr. φόβος fear]. Having no affinity for gentian-violet stains.

Gentiopicrin (jen-she-o-pik'rin) [*Gentian* + Gr. πικρός bitter]. A bitter crystalline glucosid from gentian-root.

Genu (je'nu), pl. *gen'ua* [L. "knee"]. The knee, or any structure bent like a knee. **G. extror'sum,** out-knee; an outward bending of the leg. **G. recurva'tum,** a backward curvation of the knee-joint. **G. val'gum,** an inward curvature of the knee or knees; knock-knee, or in-knee. **G. va'rum.** Same as *G. extrorsum*.

Genuclast (jen'u-klast) [L. *ge'nu* knee + Gr. κλᾶν to break]. An instrument for breaking up knee-joint adhesions.

Genucubital (je-nu-ku'bit-al) [L. *ge'nu* knee + *cu'bitus* elbow]. Pertaining to or resting on the knees and elbow.

Genufacial (je-nu-fa'se-al). Pertaining to or resting upon the knees and face.

Genupectoral (je-nu-pek'tor-al) [L. *ge'nu* knee + *pec'tus* breast]. Pertaining to the knees and chest.

+ ἄντρον cave + ἄλγος pain]. Pain in the maxillary antrum.

Genyantritis (jen″e-an-tri′tis) [Gr. γένυς jaw + ἄντρον cave]. Inflammation of the maxillary antrum.

Genyantrum (je-ne-an′trum) [Gr. γένυς jaw + ἄντρον cave]. The antrum of Highmore.

Genychiloplasty (je-ne-ki′lo-plas-te) [Gr. γένυς jaw + χεῖλος lip + πλάσσειν to form]. Plastic surgery of the cheek and lip.

Genyplasty (jen′ip-las-te) [Gr. γένυς jaw + πλάσσειν to mould]. Plastic surgery of the cheek.

Geocyclus (je-o-si′klus). A genus of schizomycetes with flagella-like filaments.

Geode (je′ōd) [Gr. γεώδης earth-like; so called from a fancied resemblance to a mineral geode]. A dilated lymph-space.

Geoform (je′o-form). A non-toxic and tasteless derivative of guaiacol and formaldehyd: antiseptic.

Geoline (je′o-lin) [Gr. γῆ earth + L. *o′leum* oil]. A proprietary form of petrolatum.

Geophagia, Geophagism, Geophagy (je-of-a′je-ah, je-of′aj-izm, je-of′aj-e) [Gr. γῆ earth + φαγεῖν to eat]. The habit of eating clay or earth.

Geophagist (je-of′aj-ist). One who eats earth habitually.

Geosote (je′o-sōt). Guaiacol valerianate, a yellow oily fluid, of sweetish, smoky odor. It is used in pulmonary and tuberculous cases. Dose, 3–10 min. (0.2–0.666 c.c.), in capsules.

Geraniin (je-ra′ne-in). A dry, concentrated remedy prepared from *Gera′nium macula′tum*. Astringent dose, 1–3 gr. (0.066–0.199 gm.).

Geraniol (je-ra′ne-ol). One of the alcohols of oil of geranium.

Geranium (je-ra′ne-um) [L.; Gr. γεράνιον]. A genus of geraniaceous plants. The root of *G. macula′tum*, or cranesbill, is astringent, and is used in diarrhea. Dose of *fluid extract*, 5–30 min. (0.333–2 c.c.).

Gerdy's fibers (zher-dēz′). See *Fiber*.

Gereology, Geræology (jer-e-ol′o-je) [Gr. γῆρας old age + λόγος treatise]. The science which deals with old age and its phenomena.

Gerlier's disease (zher-le-āz′). See *Disease*.

Germ (jerm) [L. *ger′men*]. 1. A microbe or bacillus. 2. A spore. 3. The primitive embryo. **Dental g.,** the rudiment of a tooth, consisting of a dental sac and including the dentinal papilla and enamel-organ. **G.-plasm,** the protoplasm of a germ; also the same as *Id*.

Germanium (jer-ma′ne-um). A very rare white metal: symbol Ge.

Germicidal (jer-mis-i′dal) [L. *ger′men* germ + *cæd′ere* to kill]. Destructive to germs.

Germicide (jer′mis-īd) [L. *ger′men* germ + *cæd′ere* to kill]. An agent that destroys germs.

Germiculture (jer′me-kul-cher) [L. *ger′men* germ + *cultu′ra* culture]. The artificial cultivation of bacteria.

Germifuge (jer′mif-ūj). 1. Having the power to expel germs. 2. An agent or remedy that expels germs.

Germinal (jer′min-al) [L. *germina′lis*]. Pertaining to or of the nature of a germ.

Germination (jer-min-a′shun) [L. *germina′tio*]. The sprouting of a seed or spore, or of a plant-embryo.

Germinative (jer′min-at-iv) [L. *germinati′vus*]. Pertaining to germination or to a germ.

Germol (jer′mol). A proprietary germicide in the form of a brownish, oily fluid.

Germozone (jerm-o-zōn′). A proprietary disinfectant remedy.

Gerodermá (je-ro-der′mah) [Gr. γέρων old man + δέρμα skin]. Dystrophy of the skin producing the appearance of old age.

Geromarasmus (je″ro-mar-az′mus) [Gr. γέρων old man + μαρασμός a wasting]. The emaciation sometimes characteristic of old age.

Geromorphism (je-ro-mor′fism) [Gr. γέρων old man + μορφή form]. Premature decrepitude.

Gerontin (je-ron′tin). A leukomain, $C_5H_{11}N_2$, from the nuclei of the cells of a dog's liver.

Gerontoxon (je-ron-tok′son) [Gr. γέρων old man + τόξον bow]. The arcus senilis.

Gestation (jes-ta′shun) [L. *gesta′tio*]. Pregnancy; gravidity. See *Pregnancy*. **Abdominal g.,** extra-uterine pregnancy in which the products of conception are developed in the abdominal cavity. For other varieties see under *Pregnancy*.

Giant (ji′ant) [Gr. γίγας]. A person or organism of very great size. **G. bipolars,** those cone bipolars of large size which lie beneath the external plexiform layer.

Giantism (ji′ant-izm). 1. See *Gigantism*. 2. Excessive size, as of cells or nuclei.

Gibbosity (jib-bos′it-e) [L. *gibbo′sus* crooked]. The condition of being humped.

Gibbous (jib′bus) [L. *gibbo′sus*]. Humped; protuberant; hump-backed.

Gibraltar fever (jib-rawl′tar). See *Fever*.

Gibson's bandage (gib′sunz). See *Bandage*.

Giddiness (gid′din-es). Vertigo or dizziness.

Gigantism (ji′gan-tizm) [Gr. γίγας giant]. Abnormal overgrowth; excessive or monstrous size and stature: it is said to be sometimes a result of a disease of the pituitary body.

Gigantoblast (ji-gan′to-blast) [Gr. γίγας giant + βλαστός germ]. A very large nucleated red blood-corpuscle.

Gigantocyte (ji-gan′to-sīt) [Gr. γίγας giant + κύτος cell]. A very large non-nuclear red blood-cell.

Gigantosoma (ji-gan-to-so′mah) [Gr. γίγας giant + σῶμα body]. Gigantism, or great size and stature.

Gildable (gil′da-bl). Susceptible of being colored with gold stains.

Gillenia (jil-le′ne-ah) [L.; after A. *Gill*]. The root of *G. trifolia′ta* and *G. stipula′cea*, rosaceous plants of North America; called Bowman's root: mildly emetic and aperient. Dose in powder, 20–30 gr. (1.333–2 gm.).

Gillenin (jil-le′nin). The active principle of gillenia; a bitter, white, soluble powder: emetic and purgative.

Gimbernat's ligament. See *Ligament*.

Gin (jin) [L. *spir′itus junip′eri compos′itus*]. An alcoholic spirit distilled from malt and juniper-berries: diuretic.

Gin-drinkers' liver. Cirrhosis of the liver due to alcoholism.

Ginger (jin′jer) [L. *zin′giber*; Gr. ζιγγίβερις]. The rhizome of *Zin′giber officina′le*, a scitaminaceous plant growing in many tropical regions. It is an aromatic stimulant and carminative: used in flatulence, dyspepsia, colic, as an intestinal tonic, and externally as a rubefacient and counter-irritant in toothache, headache, etc. Dose in powder, 10–20 gr. (0.666–1.333 gm.); of **fluid extract,** 10–20 min. (0.666–1.333 c.c.); of **oleoresin** (*oleores′ina zingib′eris*), ½–1 gr. (0.033–0.066 gm.); of **syrup** (*syru′pus zingib′eris*), ½–2 fl. dr. (2–8 c.c.); of **tincture** (*tinctu′ra zingib′eris*), ½–1 fl. dr. (2–4 c.c.).

Gingerin (jin′jer-in). An oleoresin derived from ginger. Dose, 1 min. (0.06 c.c.).

Gingerol (jin′jer-ol). The volatile oil of ginger.

Gingiva (jin-ji′vah), pl. *gingi′væ* [L.]. The gum; the fleshy structure that covers the alveolar border of the jaw.

Gingival (jin′jiv-al) [L. *gingi′va* gum]. Pertaining to the gum or gums.

Gingivitis (jin-jiv-i′tis) [L. *gingi′va* gum]. Inflammation of the gum. **Expulsive g.,** osteoperiostitis of a tooth or teeth, which are gradually thrust from their sockets.

Ginglymo-arthrodial (jing″glim-o-ar-thro′de-al). Partly ginglymoid and partly arthrodial.

Ginglymoid (jing′glim-oid) [*Ginglymus* + Gr. εἶδος form]. Resembling a ginglymus.

Ginglymus (jing′glim-us) [L.; Gr. γίγγλυμος hinge]. A hinge-joint; a variety of diarthrosis. **Lateral g.,** a rotatory joint.

Ginseng (jin′seng) [Chinese *jintsan*]. The root of *Pa′nax* (or *Ara′lia*) *gin′scheng*, of Eastern Asia, and of *Ara′lia quinquefo′lia*, of North America: demulcent, and said to be restorative and aphrodisiac; principally used in China.

Girdle (ger′dl). Any band or belt to surround the body. **Neptune-g.,** an abdominal band used in applying a wet-pack. **Pelvic g.,** the arch formed by the two innominate bones. **Shoulder-g., Thoracic g.,** the arch formed by the clavicle and scapula.

Githagism (gith′aj-izm). Poisoning by the seeds of *Lychnis githago*, or corn-cockle.

Gizzard (giz′zard). The strong muscular stomach of a bird.

Glabella, Glabellum (glah-bel′lah, glah-bel′lum) [L.]. The space between the eyebrows.

Glabellad (glah-bel′lad). In the direction of the glabella.

Glabrificin (gla-brif′is-in) [L. *gla′ber* smooth + *fa′cere* to make]. An antibody: so called from the property of rendering bacteria smooth or glabrous.

Glacial (gla′shal) [L. *glacia′lis*]. Resembling ice; vitreous.

Glacialin (gla-se-a′lin). Boric acid (3 parts) and borax (1 part): a meat-preservative.

Gladiolin (glad-i′o-lin). An alkaloid or leukomain from the brain-tissue.

Gladiolus (glad-i′o-lus) [L., dim. of *gla′dius* sword]. The second or principal piece or bone of the sternum; mesosternum.

Glairin (glār′in) [*glair* mucus]. A gelatinous substance of bacterial origin found in the water of certain sulphur springs.

Glairy (glār′e). Resembling the white of an egg.

Gland (gland) [L. *glans* a cord]. An organ that separates any fluid from the blood: such ductless bodies as the spleen, the lymphatic organs, etc., which do not appear to secrete anything, are also called glands. **Absorbent g.,** a lymphatic gland. **Acid-g's,** the stomach-glands which secrete the acid of the gastric juice. **Acinotubular g.,** one that is both acinous and tubular. **Acinous g.,** a gland made up of a number of acini; a racemose gland. **Admaxillary g.,** an accessory salivary gland emptying into the parotid duct. **Aggregate g's, Agminated g.,** Peyer's patches or the glands of which they are made up. **Albuminous g.,** certain glands of the digestive tract that secrete a watery fluid. **Arterial g.,** any knot of small arteries, like the coccygeal gland. **Arytenoid g's,** the very numerous muciparous glands of the aryteno-epiglottidean fold in front of the arytenoid cartilages. **Axillary g's,** lymphatic glands situated in the axilla. **G. of Bartholin,** the vulvovaginal gland. **Blandin and Nuhn's g's,** non-serous or mixed glands near the tip of the tongue. **Blood-g.,** any hematopoietic viscus. **Boerhaave's g's,** the sudoriparous glands. **Bowman's g's,** glands in the olfactory region of the nose. **Brachial g.,** any lymph-gland of the arm or forearm. **Bronchial g's,** the lymph-glands at the root of a bronchus and in the interspaces of the bronchial tubes. A therapeutic extract is prepared from these glands. **Bruch's g's,** the lymph-follicles of the conjunctiva of the lower lid. **Brunner's g's,** certain racemose glands of the duodenum. **Cardiac g's,** the glands of the cardiac extremity of the stomach. **Carotid g.,** a small oval gland, about the size of a wheat-grain, at the bifurcation of the common carotid. Called also *Carotid body, Intercarotid ganglion*, and *Glomus caroticum*. **Ceruminous g's,** the glands that secrete the cerumen or ear-wax. **Cobelli's g's,** mucous glands in the mucosa of the esophagus just above the cardia. **Coccygeal g.,** a small vascular organ near the tip of the coccyx. Called also *Luschka's gland* or *ganglion*. **Compound g.,** a gland made up of a number of small pouches; one with a branched duct. **Conglobate g.,** a lymphatic gland. **Conglomerate g.,** one made up of several lobes. **Cowper's g's,** two glands near the bulb of the corpus spongiosum. **Cutaneous g.,** any gland of the skin, whether sebaceous, sudoriparous, or other. **Dental g.,** one of the white areas on the mucous membrane of the jaw over the point of emergence of the tooth. **Ductless g.,** a gland without a duct, such as the suprarenal capsule; a gland-like body often without any known secretory function. **Duodenal g.** See *Brunner's g*. **Duverney's g.,** the vulvovaginal gland. **Ebner's g's,** mucous glands of the tongue situated near the circumvallate papillæ. **Excretory g.,** any gland that excretes waste products from the system. **Fränkel's g's,** minute glands that open below the edge of the vocal cords. **Galeote's g's,** Lieberkühn's crypts. **G's of Gay,** numerous highly developed circumanal sweat-glands. **Gingival g's** the gland-like infoldings of epithelium at the junction of the gum and tooth, **Gley's g's,** the parathyroids. **Glomerate g's.** glands which appear to be composed of a knot of blood-vessels and an excretory duct. **Hair-g.,** the sebaceous gland of a hair-follicle. **Harderian g's,** rudimentary lacrimal glands at the inner canthus of the eye. **Haversian g's,** certain folds on the synovial surfaces that are regarded as secretors of the synovial fluid. **Hemal g's.** Same as *Hemolymph g's*. **Hematopoietic g's,** certain gland-like bodies which take a part in the making of the blood, such as the spleen, thyroid, and lymphatic glands. **Hemolymph g's,** minute glands resembling lymph-glands, but containing blood-sinuses instead of lymph-spaces. They are believed to take part in blood-destruction and formation. Two varieties are distinguished — *splenolymph* glands and *marrow-lymph* or *manolymph* glands. **Hugnier's g's,** two minor vaginal glands. **Intercapsular g.,** a paired mass of lymphoid tissue in the embryo thought to be a hemolymph gland. **Intestinal g's,** solitary isolated lymph-glands distributed in the intestinal mucous membranes. **Jugular g.,** a lymph-gland behind the clavicular insertion of the sternomastoid muscle. Called *Virchow's g*. **Krause's g's,** mucous glands of the middle portion of the conjunctiva. **Lacrimal g.,** the gland which secretes the tears. **Lieberkuhn's g's.** See *Crypt*. **Lingual g., anterior.** Same as *Blandin* and *Nuhn's g's*. **Littré's g's,** racemose glands in the spongy portion of the urethra. **Luschka's g.** See *Coccygeal g*. **Lymphatic g's,** ductless organs in the course of lymphatic vessels. **Lymphatic g's, extraparotid,**

glands situated between the superficial and deep fasciæ overlying the parotid. **Mammary g.**, the mamma; the milk-secreting organ. **Manolymph g.** See *Hemolymph g's.* **Manz's g's**, glandular depressions in the borders of the eyelids. **Marrow-lymph g's.** See *Hemolymph g's.* **Meibomian g's**, sebaceous follicles between the tarsi and the conjunctiva of the eyelids. **Merocrine g's.** See *Merocrine.* **Mesocolic g's**, lymph-glands of the mesocolon. **Mixed g's**, glands that are both mucous and serous. **Molar g's**, two or three large buccal glands whose ducts open near the last molar tooth. **Moll's g's**, certain small glands of the eyelids. **Montgomery's g's**, sebaceous glands of the mammary areola. **Morgagni's g's.** See *Littré's g's.* **Muciparous g's**, **Mucous g's**, glands that secrete mucus. **Naboth's g's.** See *Nabothian follicles*, under *Follicle.* **Nuhn's g's.** Same as *Blandin's g's.* **Odoriferous g's.** See *Tyson's g's.* **Pacchionian g's**, **P. bodies**, small masses of the arachnoid substance in the cranial dura. **Palatine g's**, small mucous glands of the roof of the mouth. **Pancreaticosplenic g.**, a lymph-gland extending along the course of the splenic artery and vein. **Parathyroid g's**, glandules in two groups near the thyroid: they are epithelial glands, and not accessory thyroids. **Parotid g.**, the large salivary gland in front of the ear. **Parotid g., accessory.** See *Socia parotidis.* **Pectoral g's**, lymph-glands situated along the long thoracic artery. **Peptic g's**, a set of mucous glands of the mucous membrane of the stomach, believed to secrete the gastric juice. **Peyer's g's**, lymphatic glands, chiefly of the ileum, in part solitary and partly in patches. **Pilous g.**, the sebaceous gland of a hair-follicle. **Pineal g.**, a small, reddish, cone-shaped structure, about the size of a pea, resting on the anterior corpora quadrigemina and connected with the third ventricle. Called also *Pineal body* and *Conarium* and *Epiphysis cerebri.* **Pituitary g.**, the hypophysis cerebri, or pituitary body. **Prehyoid g's**, the parathyroid glands. **Prostate g.**, a gland surrounding the neck of the bladder and the urethra in the male. **Pyloric g's**, the pepsin-secreting glands of the pyloric portion of the stomach. **Racemose g's**, glands composed of acini, arranged like grapes on a stalk. **Rivini's g.**, the sublingual g. **Rosenmüller's g.** 1. The detached forepart of the lacrimal gland. 2. The lymphatic gland of the femoral ring. **Saccular g.**, a gland consisting of a sac, or of sacs, lined with glandular epithelium: if composed of many such sacs, it is a racemose gland. **Salivary g.**, any gland that secretes saliva, such as the parotid, submaxillary, or sublingual glands. **Sandstroem's g's**, the parathyroids. **Schüller's g's**, diverticula of the ducts of Gärtner. **Sebaceous g.**, any gland secreting sebaceous matter: chiefly situated in the corium, or true skin. **Secreting g's**, glandular organs in which the blood within the capillaries comes into close relation with epithelial cells, whereby certain elements are separated from the blood. **Seromucous g.**, a gland secreting a substance both mucous and albuminous. **Serous g.**, a racemose or other gland that secretes a thin, watery fluid, such as those of the back part of the tongue. **Serres's g's**, pearly masses of epithelial cells near the surface of the gum of the infant. **Skene's g's**, two glands just within the meatus of the female urethra: regarded as homologues of the seminal vesicles. **Solitary g's**, the lymph-follicles of the small intestine. **Splenolymph g's.** See *Hemolymph g's.* **Subauricular g.**, a lymph-gland below and behind the ear. **Sublingual g.**, the smallest of the salivary glands, placed beneath the tongue on either side. **Submaxillary g.**, a salivary gland on either side, below the angle of the lower jaw. **Sudoriparous g's**, the glands of the skin that secrete sweat. **Suprarenal g's.** Same as *Capsules, Suprarenal.* **Suzanne's g.**, a mucous gland of the mouth, beneath the alveolingual groove. **Sweat-g.** See *Sweat-gland.* **Tarsal g's.** Same as *Meibomian g's.* **Thymus g.** See *Thymus.* **Thyreoid g., Thyroid g.**, the thyroid body; a large ductless or chylopoietic organ in front of and on either side of the trachea. It is made up of two *lateral lobes* and an *isthmus*, which unites them below. It is enclosed in a thin envelope of connective tissue, and is composed of a number of closed follicles, or alveoli, which are usually filled with colloid material, and are surrounded by a network of vessels, which is supported by the interstitial connective tissue. The thyroid gland is believed to take part in the development and distribution of mucin and other important physiologic functions. **Thyroid g., accessory**, a small exclave of the thyroid body. **Tiedemann's g's**, Bartholin's glands. **Trachoma g's**, lymphoid follicles of the conjunctiva, found chiefly near the inner canthus of the eye. **Tubular g.**, any gland made up of or containing a tubule or a number of tubules. **Tyson's g's**, the odoriferous glands: small sebaceous glands of the corona of the penis and of the labia pudendi. **Urethral g's.** Same as *Littré's g's.* **Uterine g's**, tubular glands of the endometrium. **Vaginal g.**, any gland of the vaginal mucous membrane. **Virchow's g.**, a lymphatic gland behind the clavicular insertion of the sternomastoid muscle. **Vulvovaginal g.**, a minute gland on either side of the vagina, with a duct opening near the nymphæ. **Waldeyer's g's**, acinotubular glands in the inner skin of the attached edge of the eyelid. **Wasmann's g's**, the peptic glands. **Weber's g's**, the tubular mucous glands of the tongue. **Willis's g's**, the corpora albicantia. **G's of Zeiss**, sebaceous glands of the free edges of the eyelids.

Glanderous (glan'der-us). Of the nature of or affected with glanders.

Glanders (glan'derz) [L. *mal'leus*]. A disease of horses, communicable to man, and due to *Bacillus mal'lei.* It is marked by acute febrile symptoms, inflammation of mucous membranes, especially of the nose, with a purulent discharge from the nose, and an eruption of isolated nodules on the skin and mucous membranes. These nodules coalesce and break down, forming deep ulcers, which may end in necrosis of cartilages and bones. In man the disease usually runs an acute course, ending in the typhoid state and in death. *Farcy* is a chronic form of this disease.

Glandilemma (glan-dil-em'mah) [*Gland* + Gr. λέμμα sheath]. The capsule or outer envelope of a gland.

Glandula (gland'u-lah), pl. *glan'dulæ* [L.]. A small gland. **G. Gale'ni**, the upper and larger part of the lacrimal gland. **G. incisiva**, a small intra-oral gland in the median line near the teeth. **G. Monro'i**, the lower portion of the lacrimal gland. **Glandulæ suprarena'les sic'cæ**, desiccated suprarenal glands. **Glandulæ thyroid'eæ sic'cæ**, desiccated thyroid glands.

Glandular (gland'u-lar). Pertaining to or of the nature of a gland.

Glandule (gland'ūl) [L. *glan'dula*]. A small gland.

Glandulene (gland'u-lēn). A therapeutic preparation of the bronchial glands of the sheep: used in tuberculosis.

Glandulin (glan'du-lin). A therapeutic extract of the bronchial glands of sheep: used in tuberculosis.

Glandulous (gland'u-lus) [L. *glandulo'sus*]. Abounding in kernels or small glands.

Glans (glanz), pl. *glan'des.* Latin for *Gland.* **G. clitor'idis**, the distal end of the clitoris. **G. pe'nis**, the head, or terminal end, of the penis.

Glaserian (gla-se're-an) [named for or described by J. F. *Glaser* (Glaserius), (1707–1789)]. See under *Fissure*, etc.

Glass (glas) [L. *vit'rum*]. A hard, brittle, and often transparent substance, usually consisting of the fused amorphous silicates of potassium or sodium, and of calcium, with silica in excess. **Crown-g.**, a hard glass; a silicate of sodium (or potassium) with lime and alumina. **Flint-g.**, a soft glass, mainly composed of lead and potassium silicates. **Soluble g.**, a potassium or sodium silicate: somewhat in use in preparing immovable bandages.

Glasses. See *Spectacles.* **Bifocal g.**, **Franklin g.**, those which have two different refracting powers, one in the upper and the other in the lower part of the lenses. **Hyperbolic g.**, those ground with a section of a hyperbolic curve. **Periscopic g.** See under *Lens.* **Prismatic g.** are made of prisms, and are used in paralysis and insufficiency of the ocular muscles. **Snow-g.**, spectacles worn to prevent snow-blindness. **Stenopaic g.**, a form having a narrow slit or a small hole in a blackened disk: used in examining for astigmatism.

Glassy (glas'e). Resembling glass; hyaline, or vitreous.

Glauber's salt (glaw'berz). See *Sodium sulphate.*

Glaucoma (glaw-ko'mah) [Gr. γλαυκός green]. A disease of the eye marked by intense intra-ocular pressure, resulting in hardness of the eye, atrophy of the optic disk, and blindness. **G. absolu'tum, G. consumma'tum**, glaucoma resulting in total blindness and great hardness of the eyeball: the final stage of inflammatory glaucoma. **Apoplectic g.**, that which is associated with retinal hemorrhage. Called also *Hemorrhagic g.* **Auricular g.**, that associated with increased intralabyrinthine pressure. **Donders's g.**, simple atrophic glaucoma. **Fulminant g.**, a swift and intensely acute form of inflammatory glaucoma. **Hemorrhagic g.**, that which is attended with intra-ocular hemorrhage. **Inflammatory g.**, a form attended with ciliary congestion, corneal opacity, and blindness, recurring in paroxysmal attacks. **Malignant g.**, g. that grows rapidly worse in spite of iridectomy. **Secondary g.**, a glaucoma that is consequent upon some other eye-disease. **G. sim'plex**, a form with no pronounced inflammatory symptoms, but attended with progressive loss of vision.

Glaucomatous (glaw-ko'mat-us). Pertaining to or of the nature of glaucoma.

Gleet (glēt). A chronic form of gonorrheal urethritis.

Gleety (glēt'e). Pertaining to or of the nature of gleet.

Glénard's disease (gla-nārz'). See *Disease.*

Glenohumeral (gle-no-hu'mer-al). Pertaining to the glenoid cavity and to the humerus.

Glenoid (gle'noid) [Gr. γλήνη cavity + εἶδος form]. 1. Resembling a pit or socket. 2. Pertaining to the glenoid cavity or to its glenoid fossa.

Glia (gli'ah) [Gr. γλία glue]. The neuroglia.

Gliacyte (gli'as-īt) [*Glia* + Gr. κύτος cell]. A cell of the neuroglia.

Gliadin (gli'ad-in) [Gr. γλία glue]. A protein obtainable from the gluten of wheat.

Gliobacteria (gli''o-bak-te're-ah) [Gr. γλία glue + *Bacterium*]. Rod-shaped schizomycetes which are surrounded by a zoöglea.

Gliococcus (gli-o-kok'kus) [Gr. γλία glue + κόκκος berry]. A micrococcus forming gelatinous matter.

Glioma (gli-o'mah) [Gr. γλία glue]. Malignant sarcoma of a structure resembling neuroglia. It occurs only in nervous tissue, and consists of a homogeneous matrix containing numerous granular nucleated cells. **Telangiectatic g.**, glioma containing blood-vessels.

Gliomatosis (gli-o-mat-o'sis). Excessive development of the neuroglia, especially of the spinal cord, in certain cases of syringomyelia.

Gliomatous (gli-o'mat-us). Affected with or of the nature of glioma.

Gliomyoma (gli''o-mi-o'mah). A tumor containing gliomatous and myomatous tissue.

Gliomyxoma (gli''o-mix-o'mah). Glioma blended with myxoma.

Glioneuroma (gli''o-nu-ro'mah). A tumor containing both gliomatous and neuromatous elements.

Gliosarcoma (gli''o-sar-ko'mah) [Gr. γλία glue + *Sarcoma*]. A sarcoma containing glia-cells.

Gliosis (gli-o'sis). The diseased condition associated with the presence of gliomata or with the development of neuroglia-tissue.

Glischrin (glis'krin) [Gr. γλίσχρος clammy]. A kind of mucin produced in urine by *Bacte'rium glischro'genes.*

Glischruria (glis-kru're-ah) [Gr. γλίσχρος gluey + οὖρον urine]. The presence of glischrin in the urine; a form of mucinuria.

Glissonitis (glis-on-i'tis). Inflammation of Glisson's capsule.

Glisson's capsule (glis'unz). See *Capsule.*

Globin (glo'bin) [L. *glo'bus* globe]. A protein material derived from hemoglobin; also any member of a group of proteids similar to the typical globin.

Globinometer (glo-bin-om'et-er). An instrument used in determining the proportion of oxyhemoglobin in the blood.

Globon (glo'bon). A trade-name for a preparation of pure dried albumin obtained by the decomposition of phosphorus protonucleids. It is a yellowish, tasteless powder, insoluble in water, and is used as a nutritive. Adult dose, ½–1 dr. (1.95–3.9 gm.).

Globular (glob'u-lar). Like a globe or globule.

Globularetin (glob''u-lar-e'tin). A derivative, $C_{12}H_{14}O_3$, of the decomposition of globularin. It is a diuretic, cholagogue, and purgative.

Globularin (glob-u-la'rin). A bitter glucosid, $C_{30}H_{44}O_{13}$, from *Globula'ria al'ypum:* its action resembles that of caffein, and it lessens the secretion of urine.

Globule (glob'ūl) [L. *glob'ulus* a globule]. 1. A small spherical mass; a little globe or pellet, as of medicine. 2. A blood-disk or corpuscle; a lymph-corpuscle; a fat-corpuscle in milk. **Dentin-g's**, small spheres of dentin in the spaces of the peripheral dentin. **Directing-g's**, **Extrusion-g's**, **Polar g's**, minute rounded, cell-like masses derived from the germinal vesicle and the vitellus, and expelled from the maturing ovum before impregnation: they lie between the ovum and vitelline membrane. They have been found in some mammals and in many invertebrates. **Dobie's g.**, a minute stainable mass in the middle of the transparent disk of a muscle-fibril. **Morgagni's g's**, minute hyaline spheres sometimes found between the eye-lens and its capsule, chiefly in cases of cataract.

Globulicidal (glob''u-lis-i'dal) [L. *globu'lus* globule + *cæ'dere* to kill]. Destroying the blood-corpuscles.

Globulicide (glob'u-lis-īd). 1. An agent that destroys blood-corpuscles. 2. Globulicidal.

Globuliferous (glob-u-lif'er-us). Taking up or destroying the blood-corpuscles.

Globulin (glob'u-lin) [L. *globu'lus* globule]. 1. A protein derivable from the eye-lens; crystallin. 2. A class of proteins characterized by being insoluble in water and alcohol, but soluble in 0.5–1 per cent. solution of some neutral salt, from which solution they may be precipitated with sodium chlorid. They are coagulated by heat. The glands are serum-globulin, lacto-globulin, cell-globulin, myo-globulin, myosin, musculin, and fibrinogen. **Crystalline g., Vegetable g.,** a globulin obtainable from the seeds of pumpkins, etc. **Fibrin-g.,** a globulin body found in the blood-serum after coagulation and thought to be split off from the fibrinogen during clotting. **Serum-g.** Same as *Paraglobulin.*

Globulinuria (glob''u-lin-u're-ah) [*Globulin* + Gr. οὖρον urine]. The presence of globulin or of g obulins in the urine.

Globulolysis (glob-u-lol'is-is) [*Globule* + Gr. λύσις dissolution]. Destruction of solution of blood corpuscles.

Globulose (glob'u-lōs). A kind of hemialbumose produced by the action of pepsin on the globulins: several varieties have been described.

Globulus (glob'u-lus), pl. *glob'uli* [L.]. 1. The nucleus globosus. 2. A pill, bolus, or spherical suppository.

Globus (glo'bus). Latin for *Sphere* or *Ball.* **G. hyster'icus,** the subjective sensation of choking; a lump in the throat: a condition frequently seen in hysteria. **G. ma'jor,** the head or upper and larger end of the epididymis. **G. mi'nor,** the smaller and distal end of the epididymis. **G. pal'lidus,** the pale interior of the lenticular nucleus.

Glome (glom). Either of the two prominences on the posterior edge of the frog of a horse's foot.

Glomerate (glom'er-āt) [L. *glomera'tus* wound into a ball]. Crowded together into a ball.

Glomerular (glo-mer'u-lar). Pertaining to or of the nature of a glomerulus.

Glomerule (glom'er-ūl). Same as *Glomerulus.*

Glomerulitis (glom-er-u-li'tis). Inflammation of the glomeruli of the kidney.

Glomerulonephritis (glo-mer''u-lo-nef-ri'tis) [*Glomerulus* + *Nephritis*]. Same as *Glomerulitis.*

Glomerulus (glo-mer'u-lus), pl. *glomer'uli* [L., dim. of *glo'mus* ball]. 1. A tuft or cluster. 2. A coil of blood-vessels projecting into the expanded end or capsule of each of the uriniferous tubules. **Olfactory g.,** any one of a set of twists of nerve-fiber situated near the ventral surface of the olfactory bulb. **Ruysch's g.,** a Malpighian tuft.

Glomus (glo'mus) [L.]. A fusiform swelling of the carotid plexus found at the junction of the body of the lateral ventricle with the descending horn. **G. carot'icum.** See *Carotid gland* under *Gland.*

Glonoin (glo-no'in). Nitroglycerin; also a homeopathic preparation of the same.

Glonoinism (glo-no'in-izm). The toxic effect produced by nitroglycerin.

Glossagra (glos-sa'grah, glos'sag-rah) [Gr. γλῶσσα tongue + ἄγρα seizure]. Gouty pain of the tongue.

Glossal (glos'sal) [Gr. γλῶσσα tongue]. Pertaining to the tongue.

Glossalgia (glos-sal'je-ah) [Gr. γλῶσσα tongue + ἄλγος pain]. Pain in the tongue.

Glossanthrax (glos-san'thrax) [Gr. γλῶσσα tongue + ἄνθραξ anthrax]. Carbuncle of the tongue.

Glossectomy (glos-sek'to-me) [Gr. γλῶσσα tongue + ἐκτομή excision]. Surgical removal of the tongue; elinguation.

Glossi'na mor'sitans. See *Tsetse.*

Glossitis (glos-si'tis) [Gr. γλῶσσα tongue]. Inflammation of the tongue. **Dissecting g.,** a chronic form in which the tongue is deeply furrowed. **Idiopathic g., Parenchymatous g.,** inflammation of the substance of the tongue and its mucous membrane. **Moeller's g.,** chronic superficial glossitis, or glossodynia exfoliativa. **Parasitic g.** Same as *Glossophytia.*

Glossocele (glos'so-sēl) [Gr. γλῶσσα tongue + κήλη tumor]. Swelling and protrusion of the tongue.

Glossodynamometer (glos''so-di-nam-om'et-er) [Gr. γλῶσσα tongue + *Dynamometer*]. An instrument for recording the power of the tongue to resist pressure.

Glossodynia (glos-so-din'e-ah) [Gr. γλῶσσα tongue + ὀδύνη pain]. Pain in the tongue.

Glosso-epiglottidean (glos''so-ep-e-glot-tid'e-an). Pertaining to the tongue and epiglottis.

Glossograph (glos'o-graf) [Gr. γλῶσσα tongue + γράφειν to record]. An apparatus for recording the tongue-movements in speech.

Glossohyal (glos-so-hi'al) [*Glosso-* + *Hyoid*]. Pertaining to the tongue and hyoid bone.

Glossokinesthetic (glos''so-kin-es-thet'ik) [Gr. γλῶσσα tongue + *Kinesthetic*]. Pertaining to the subjective perception of the movements of the tongue in speech.

Glossology (glos-sol'o-je) [Gr. γλῶσσα tongue + λόγος treatise]. 1. The sum of knowledge regarding the tongue. 2. A treatise on nomenclature.

Glossolysis (glos-sol'is-is) [Gr. γλῶσσα tongue + λύσις solution]. Paralysis of the tongue.

Glossopalatinus (glos''so-pal-ah-ti'nus). A small muscle which constitutes the larger part of the anterior pillar of the fauces.

Glossopathy (glos-sop'ath-e) [Gr. γλῶσσα tongue + πάθος suffering]. Any disease of the tongue.

Glossopharyngeal (glos''so-fa-rin'je-al) [Gr. γλῶσσα tongue + φάρυγξ pharynx]. Pertaining to the tongue and pharynx. See *Nerves, Table of.*

Glossopharyngeum (glos''so-fah-rin'je-um) [Gr. γλῶσσα tongue + φάρυγξ pharynx]. The tongue and pharynx together.

Glossopharyngeus (glos-so-far-in'je-us). See *Muscles, Table of.*

Glossophytia (glos-so-fit'e-ah) [Gr. γλῶσσα tongue + φυτόν growth]. A dark and foul state of the tongue, due to the presence of microphytes. Called also *Black tongue.*

Glossoplasty (glos'so-plas-te) [Gr. γλῶσσα tongue + πλάσσειν to mould]. The plastic surgery of the tongue.

Glossoplegia (glos-so-ple'je-ah) [Gr. γλῶσσα tongue + πληγή stroke]. Paralysis of the tongue.

Glossospasm (glos'so-spazm) [Gr. γλῶσσα tongue + σπασμός spasm]. Spasm of the tongue-muscles.

Glossotilt (glos'so-tilt) [Gr. γλῶσσα tongue + τίλλειν to pull]. A lever which holds the tongue in one of the processes for artificial respiration.

Glossotomy (glos-sot'o-me) [Gr. γλῶσσα tongue + τέμνειν to cut]. Incision or excision of the tongue.

Glossotrichia (glos-o-trik'e-ah) [Gr. γλῶσσα tongue + θρίξ hair]. Hairy tongue.

Glottic (glot'tik) [Gr. γλῶττα tongue]. 1. Pertaining to the glottis. 2. Pertaining to the tongue.

Glottis (glot'tis) [Gr. γλωττίς]. The aperture, or chink, between the vocal cords, together with all that part of the larynx which is concerned in voice-production. **Vocal g.,** the rima vocalis; the opening between the vocal cords.

Glou-glou (gloo'gloo) [Fr.]. 1. A gurgling sound produced in the stomach by various causes, such as the pressure of a corset. 2. A rattling sound sometimes heard in auscultation of the heart.

Glucase (glu'kās). A ferment from plants and microörganisms, changing starch into dextroglucose.

Glucin (glu'sin). Sodium amidotriazinsulphonate: a patented sweetening agent, about one hundred times as sweet as cane-sugar.

Glucinum (glu-si'num). See *Elements, Table of.*

Gluck (gluk). A clucking noise sometimes made by a horse, due to spasm of the velum palati.

Glucohemia (glu-ko-he'me-ah). Same as *Glycohemia.*

Glucolysis (glu-kol'is-is). Same as *Glycolysis.*

Glucolytic (glu-ko-lit'ik). Same as *Glycolytic.*

Glucophenetidin (glu''ko-fen-et'id-in). A derivative from paraphenetidin and glucose, in silky white needles.

Glucoprotein (glu-ko-pro'te-in). Same as *Glycoprotein.*

Glucosamin (glu-ko-sam'in). A base, $C_6H_{13}NO_5$, formed by the decomposition of chitin. It is an amido-derivative of glucose.

Glucosazone (glu-ko-sa'zōn). A principle, crystals of which are formed in urine in testing for sugar by the phenylhydrazin method: it sometimes occurs in dogs' urine after anesthetization.

Glucose (glu'kōs) [Gr. γλυκύς sweet]. Grape-sugar, or dextrose, $C_6H_{12}O_6$, a form of sugar from honey, fruit, etc., also from blood and lymph, and from diabetic urine: commercially, it is prepared from maize. Glucose is a colorless, crystalline compound, soluble in water, and having the property of turning the polarized ray to the right.

Glucosid (glu'ko-sid). Any vegetable principle that may be decomposed into glucose and another principle.

Glucosin (glu'ko-sin). 1. An odorless, white, sweet, crystalline powder: used in place of sugar in diabetes and rheumatism. 2. Any one of a group of bases derived from glucose by the action of ammonia: some are highly toxic.

Glucosuria (glu-ko-su're-ah) [*Glucose* + Gr. οὖρον urine]. The presence in the urine of an abnormally high proportion of glucose.

Gluge's corpuscles (gloo'gez). See *Corpuscle.*

Gluside (glu'sīd). Saccharin.

Glutæus (glu-te'us) [Gr. γλουτός buttock]. See *Muscles, Table of.*

Glutamic acid (glu-tam'ik). See *Acid.*

Glutamin (glu-tam'in). An amin, $C_5H_{10}N_{20}$, found in the juices of many plants.

Glutannol (glu-tan'ol). An intestinal astringent made from fibrin and tannic acid. Dose, 5–30 gr. (0.333–2 gm.).

Gluteal (glu'te-al) [Gr. γλουτός buttock]. Pertaining to the buttocks.

Glutelin (glu'te-lin). A simple protein insoluble in all neutral solvents, but readily soluble in very dilute acids and alkalies. It occurs in seeds of cereals.

Gluten (glu'ten) [L. "glue"]. A glue-like principle from various cereal grains. **G.-casein,** a proteid preparation employed in intestinal surgery to excite adhesive inflammation.

Glutenin (glu'ten-in). A principle derivable from the vegetable glutens.

Gluteofemoral (glu''te-o-fem'or-al) [*Gluteal* + *Femoral*]. Pertaining to the buttock and thigh.

Gluteo-inguinal (glu''te-o-in'guin-al). Pertaining to the buttock and groin.

Glutin (glu'tin). 1. A viscid substance from the gluten of wheat: gluten-casein. 2. Gelatin in its soft, dissolved, or gelatinous state.

Glutinous (glu'tin-us) [L. *glutino'sus*]. Sticky; adhesive; gluey.

Glutitis (glu-ti'tis) [Gr. γλουτός buttock]. Inflammation of the buttock.

Glutoform (glu'to-form). See *Glutol.*

Glutoid (glu'toid). A preparation of gelatin and formaldehyd, not digestible in the stomach, but readily so in the intestine. It is used for making capsules to be used in intestinal medication.

Glutol (glu'tol). Formalin-gelatin; an antiseptic compound of gelatin and formaldehyd, in the form of a white powder, insoluble in water: used as an agglutinant and protective dressing for wounds.

Glutolin (glu'to-lin). An albuminoid substance found in paraglobulin and thought to be a constant constituent of blood-plasm.

Glybrid (gli'brid). An antiseptic paste of boric acid, antifebrin, and glycerin.

Glycase (gli'kās). An enzyme which converts maltose and maltodextrin into dextrose.

Glyceleum, Glycelæum (gli-sel-e'um) [Gr. γλυκυς sweet + ἔλαιον oil]. An ointment-base which contains 6 parts of olive oil, 2 parts of glycerin, and 1 part of almond-meal.

Glycemia, Glycæmia (gli-se'me-ah) [Gr. γλυκύς sweet + αἷμα blood]. The presence of an abnormally large amount of sugar in the blood.

Glycerid (glis'er-id). A compound, often natural, of glycerin with an acid, especially with a fatty acid. **Medullary g.,** a marrow-extract used in anemia.

Glycerin (glis'er-in) [L. *glyceri'num*]. 1. A syrupy liquid, $C_3H_8O_3 = C_3H_5(OH)_3$, from oils and fats, in which it is compounded with the various fatty acids. Glycerin is a triatomic alcohol, and is soluble in water and in alcohol. It has a strong affinity for water, and is used to abstract water from the tissues. It is used as an emollient application to the skin, as a vehicle for various substances, as a laxative, as a substitute for sugar in diabetes, and as a medium for mounting in microscopy. Called also *Glycerol.* 2. Same as *Glycerite.* **G. aldehyd,** a compound, $HOCH_2.CHOH.CHO$, one of the constituents of glycerose. **G.-gelatin peptone,** a culture-medium for the study of microörganisms. **G.-jelly.** See under *Jelly.*

Glycerin-phosphoric acid. See *Acid.*

Glycerite (glis'er-īt) [L. *glyceri'tum*]. A mixture of glycerin with a medicinal substance. The principal glycerites are those of alum, borax, boroglycerin, gallic acid, hydrastis, lead subacetate, phenol, phosphates of iron, quinin, and strychnin, starch, tannic acid, tragacanth, and yolk of egg.

Glycerol (glis'er-ol). 1. Same as *Glycerin.* 2. Same as *Glycerite.* **Acetanilid g.,** a mixture of 40 parts of cold, sterilized glycerol with 1 part of acetanilid powder.

Glycerophosphate (glis''er-o-fos'fāt). Any salt of glycerophosphoric acid: several of them are medicinal.

Glyceroplasma (glis-er-o-plaz'mah). An antiphlogistic compound of glycerin, a salicylate, and antiseptics.

Glycerose (glis'er-ōz). The sugar of glycerin. There are two glyceroses, glycerin aldehyd and dioxyacetone.

Glyceryl (glis'er-il). The trivalent radical, C_3H_5, of glycerin.

Glycin (gli'sin). Same as *Glycocoll*.

Glyco- [Gr. γλυκύς sweet]. A prefix meaning sugar.

Glycoblastol (gli-ko-blas'tol). A proprietary hair-restorer.

Glycocholic acid (gli-ko-kol'ik). See *Acid*.

Glycocin (gli'ko-sin). A principle which unites with urea to form uric acid. It is found in the kidney.

Glycocoll (gli'ko-kol) [Gr. γλυκύς sweet + κόλλα glue]. 1. Gelatin-sugar, $C_2H_5NO_2$, a crystalline compound produced by the decomposition of gelatin and of hippuric and glycocholic acids. It has the properties of both a base and an acid. Called also *Amido-acetic acid*. 2. Any substance of the group to which glycocoll belongs.

Glycoformal (gli-ko-for'mal). An aqueous solution of glycerin and formaldehyd: disinfectant.

Glycogelatin (gli-ko-jel'at-in). An ointment-base containing glycerin and gelatin.

Glycogen (gli'ko-jen) [Gr. γλυκύς sweet + γεννᾶν to produce]. A carbohydrate, $n(C_6H_{10}O_5)$, from the liver, leukocytes, cartilage, and other tissues. It occurs in the form of an amorphous powder, soluble in water and dextrorotary, and is colored red by iodin. It is formed in the liver from carbohydrates and proteids, being converted into sugar as the needs of the system require and carried away in the hepatic vein. It is also called *Animal starch*.

Glycogenal (gli-ko-jen'al). A compound which occurs in the organism along with glycogen.

Glycogenesis (gli-ko-jen'es-is) [*Glyco-* + *Genesis*]. The production of sugar or of glycogen.

Glycogenetic (gli''ko-jen-et'ik). Pertaining to the formation of sugar or of glycerin.

Glycogenic (gli-ko-jen'ik). Pertaining to glycogenesis or to glycogen.

Glycogeny (gli-koj'en-e). See *Glycogenesis*.

Glycohemia (gli-ko-he'me-ah) [Gr. γλυκύς sweet + αἷμα blood]. The presence of sugar in the blood.

Glycoheroin (gli''ko-he-ro'in). A proprietary liquid preparation of heroin, hyoscyamin, and various expectorants. Dose, 1 fl. dr. (4 c.c.).

Glycol (gli'kol). Any diatomic alcohol.

Glycolysis (gli-kol'is-is) [Gr. γλυκύς sweet + λύσις solution]. The digestion of sugar, or its utilization within the living organism.

Glycolytic (gli-ko-lit'ik) [Gr. γλυκύς sweet + λύειν to dissolve]. Breaking up or digesting the sugars.

Glycone (gli'kōn). A glycerin suppository.

Glyconin (gli'ko-nin). A preparation of glycerin and the yolk of eggs; glyceritum vitelli.

Glyconol (gli'ko-nol). A proprietary cod-liver oil preparation.

Glycopolyuria (gli''ko-pol-e-u're-ah) [Gr. γλυκύς sweet + πολύς much + οὖρον urine]. Diabetes with a moderate increase of the sugar of the urine and with a marked increase of uric acid in the blood.

Glycoprotein (gli-ko-pro'te-in). Any one of a class of compound proteins consisting of a compound of protein with a carbohydrate group. They are distinguished by yielding in decomposition a product capable of reducing cupric oxid. The glycoproteins include the mucins, the mucoids, and the chondroproteins.

Glycorrhea (gli-kor-re'ah) [Gr. γλυκύς sugar + ῥοία flow]. Any sugary discharge, as of urine.

Glycosal (gli'ko-sal). A monosalicylic-acid glycerin ester: used as an antiseptic and antirheumatic. Dose, 5–50 gr. (0.333–3 gm.).

Glycosamin (gli-ko-sam'in). A base, $C_6H_{13}NO_5$, obtained by the decomposition of chitin.

Glycosemia, Glycosæmia (gli-ko-se'me-ah). Same as *Glycemia*.

Glycosin (gli-ko'sin). A principle of the glycocoll group which sometimes unites with urea in the kidneys, forming uric acid.

Glycosolveol (gli-ko-sol've-ol). A proprietary diabetic remedy.

Glycosometer (gli-ko-som'et-er) [Gr. γλυκύς sweet + μέτρον measure]. An instrument used in determining the proportion of sugar in the urine.

Glycosuria (gli-ko-su're-ah). See *Glucosuria*.

Glycothymolin (gli-ko-thi'mo-lin). A proprietary non-irritant antiseptic and anodyne agent.

Glycozone (gli'ko-zōn). A proprietary ozone and hydrogen peroxid preparation.

Glycuronuria (gli-ku-ro-nu're-ah). Presence of glycuronic acid in the urine.

Glycylglycin (glis-il-glis'in). The simplest polypeptid, $CH_2(NH_2)-C(=O)-NH-CH_2-COOH + H_2O$.

Glycyrrhiza (glis-ir-rhi'zah) [Gr. γλυκύς sweet + ῥίζα root]. A genus of leguminous plants. The root of *G. gla'bra* (licorice-root) is demulcent, antibechic, and laxative, and is used in laryngitis and bronchitis and as an ingredient in medicinal preparations. Dose of *fluid extract*, 1 fl. dr. (4 c.c.); of *syrup*, 1 fl. dr. (4 c.c.); of *compound mixture* (Brown mixture), ½–1 fl. oz. (16–32 c.c.); of *compound powder*, ½–2 dr. (2–8 gm.).

Glycyrrhizin (glis-ir-rhi'zin) [L. *glycirrhi'zinum*]. A principle, $C_{44}H_{63}NO_{18}$, from licorice-root. **Ammoniated g.**, a sweet substance used like licorice. Dose, 5–15 gr. (0.333–1 gm.).

Glykoalin (gli-ko'al-in). An anodyne and antiphlogistic preparation of glycerin, aluminum salicylate, and antiseptics.

Glymol (gli'mol). A proprietary oil derived from petroleum: destructive to parasitic insect vermin.

Gm. An abbreviation for *Gram*.

Gmelin's test (ma'linz). See *Test*.

Gnathalgia (na-thal'je-ah) [Gr. γνάθος jaw + ἄλγος pain]. Pain in the jaw.

Gnathic (na'thik) [Gr. γνάθος jaw]. Pertaining to the jaw or cheek.

Gnathion (na'the-on) [Gr. γνάθος jaw]. The lowest point on the median line of the lower jaw.

Gnathitis (na-thi'tis) [Gr. γνάθος jaw]. Inflammation of the jaw.

Gnathocephalus (na-tho-sef'al-us) [Gr. γνάθος jaw + κεφαλή head]. A monster-fetus with no part of the head except the jaws.

Gnathoplasty (na'tho-plas-te) [Gr. γνάθος jaw + πλάσσειν to mould]. Plastic surgery of the jaw or cheek.

Gnoscopin (nos'ko-pin). An alkaloid, $C_{34}H_{36}N_2O_{11}$, from opium, in long, white, woolly needles.

Goa powder (go'ah) [*Goa*, a city of India]. A powder from the wood of *Andi'ra arara'ba*. See *Andira*.

Goblet-cells. See *Cells*.

Gogul (go'gul). A variety of bdellium.

Goiter, Goitre (goi'ter) [Fr. *goître*]. Enlargement of the thyroid body, causing a swelling in the front part of the neck; bronchocele. The disease is endemic in Switzerland, the Alps of Savoy, in Styria, etc., being often accompanied by the condition known as cretinism. **Aberrant g.**, goiter of a supernumerary thyroid body. **Colloid g.**, a large and soft form of goiter. **Cystic g.**, one in which cysts form by mucoid or colloid degeneration. **Exophthalmic g.**, enlarged thyroid accompanied with exophthalmos, anemia, and overaction of the heart, and marked by mental irritability, muscular weakness, and general organic disturbance. The disease is probably dependent on lesions of the sympathetic nerve, and is regarded as a manifestation of excessive or perverted thyroid activity. Called also *Graves's disease* and *Basedow's disease*. **Perivascular g.**, one which is pierced by a large blood-vessel. **Retrovascular g.**, one which sends a process or processes behind an important blood-vessel.

Gold (gōld). A yellow metallic element occurring in masses or veins in rocks or in grains among the sand of rivers. Its symbol is Au (L. *au'rum*); atomic weight, 196.2; specific gravity, 19.3. Gold and many of its compounds are used in medicine, chiefly as alteratives, and all the compounds are poisonous. **G.-cure.** Same as *Keeley cure*. See under *Cure*. **G. and sodium chlorid,** a compound, $AuCl_3NaCl + 2H_2O$, used in syphilis and scrofula. Dose, 0.05 gr. (0.003 gm.). **G. monobromid,** a yellowish-gray compound, AuBr: antiseptic, antiluetic, and anodyne. Dose, $\frac{1}{20}$–$\frac{1}{5}$ gr. (0.003–0.012 gm.). **G. monocyanid,** a yellow powder, insoluble in water, alcohol, or ether: used in tuberculosis. Dose, $\frac{1}{16}$–$\frac{1}{4}$ gr. (0.004–0.016 gm.). **G. tribromid,** an antiluetic, anti-epileptic, and anodyne substance, $AuBr_3$. Dose, $\frac{1}{12}$–$\frac{1}{6}$ gr. (0.003–0.012 gm.). **G. tricyanid,** a colorless crystalline compound, $Au(CN)_3 + 3H_2O$, soluble in water and alcohol: used in tuberculosis. Dose, $\frac{1}{16}$–$\frac{1}{4}$ gr. (0.004–0.016 gm.).

Golden seal. See *Hydrastis*.

Gold-thread (gōld'thred). Same as *Coptis*.

Goll, Columns of. See *Column*.

Gomenol (gom'en-ol). A complex oily liquid distilled from the leaves of niavul (*Melaleu'ca viridiflo'ra*): antispasmodic, analgesic, and anticatarrhal. Dose, 5–50 min. (0.333–3.333 c.c.), in capsules.

Gome-si (go-ma-se'). A Japanese medicine, the dried fruit of *Schizan'dra ni'gra*, a climbing magnoliaceous shrub.

Gomphiasis (gom-fi'as-is) [Gr. γομφίος molar tooth]. Looseness of the teeth.

Gomphosis (gom-fo'sis) [Gr. γόμφος nail]. An articulation in which a spike of bone fits into a socket, as the teeth into the maxillary bone.

Gonacratia (gon-ak-ra'she-ah) [Gr. γονή semen + ἀκράτεια incontinence]. Spermatorrhea.

Gonad (gon'ad), pl. *gon'ades* [L. *go'nas*, from Gr. γονή semen]. Any essential or non-accessory sexual organ; an ovary or testis.

Gonaduct (gon'ad-ukt). The duct of a gonad; the oviduct, or sperm-duct.

Gonagra (gon-ag'rah, gon'ag-rah) [Gr. γόνυ knee + ἄγρα seizure]. Gout in the knee.

Gonal (go'nal). A proprietary preparation said to be the active principle of sandalwood oil: used in gonorrhea. Dose, 10–20 min. (0.66–1.33 c.c.).

Gonalgia (go-nal'je-ah) [Gr. γόνυ knee + ἄλγος pain]. Pain in the knee.

Gonangiectomy (gon''an-je-ek'to-me) [Gr. γονή seed + ἐκτομή excision]. Surgical removal of the vas deferens.

Gonarthritis (gon-ar-thri'tis) [Gr. γόνυ knee + ἄρθρον joint]. Inflammation of a knee or knee-joint.

Gonarthrocace (gon-ar-throk'a-se) [Gr. γόνυ knee + ἄρθρον joint + κάκη evil]. An inflamed condition of the knee-joint; white swelling.

Gonarthromeningitis (gon-ar''thro-men-in-ji'tis) [Gr. γόνυ knee + ἄρθρον joint + μῆνιγξ membrane]. Inflammation of the synovial membrane of the

Gonarthrotomy (gon-ar-throt'o-me) [Gr. γόνυ knee + ἄρθρον joint + τέμνειν to cut]. Surgical incision of the knee-joint.

Gonecyst, Gonecystis (gon'e-sist, gon-e-sis'tis) [Gr. γονή semen + κύστις bladder]. A seminal vesicle.

Gonecystitis (gon-e-sis-ti'tis). Inflammation of a gonecyst.

Gonecystolith (gon-e-sis'to-lith) [*Gonecyst* + Gr. λίθος stone]. A concretion in a seminal vesicle.

Gonecystopyosis (gon-e-sis-to-pi-o'sis) [*Gonecyst* + Gr. πύωσις suppuration]. Suppuration in a seminal vesicle.

Goneitis (gon-e-i'tis) [Gr. γόνυ knee]. Inflammation of the knee.

Gonepoiesis (gon''e-poi-e'sis) [Gr. γονή semen + ποιεῖν to make]. The secretion or formation of the semen.

Gonepoietic (gon''e-poi-et'ik). Pertaining to the secretion of semen.

Gonidium (go-nid'e-um), pl. *gonid'ia* [Gr. γονή seed]. One of the green or chlorophyl-bearing elements of lichens.

Goniocraniometry (go''ne-o-kra-ne-om'et-re) [Gr. γωνία angle + *Craniometry*]. The measurement of the cranial angles.

Goniometer (go-ne-om'et-er) [Gr. γωνία angle + μέτρον measure]. An instrument for measuring angles.

Gonion (go'ne-on) [Gr. γωνία angle]. The tip of the angle of the lower jaw.

Gonitis (go-ni'tis). Inflammation of the knee.

Gonocide (gon'o-sīd). Destructive to gonococcus.

Gonococcemia (gon-o-kok-se'me-ah) [L. *Gonococci* + Gr. αἷμα blood]. The presence of gonococci in the blood.

Gonococcide (gon-o-kok'sīd) [*Gonococcus* + L. *cæ'dere* to kill]. Destructive to gonococci; an agent that destroys gonococci.

Gonococcus (gon-o-kok'kus), pl. *gonococ'ci* [*Gonorrhea* + *Coccus*]. A bacterial coccus, the specific agent of gonorrhea; the *Micrococ'cus gonorrhœ'æ*. See under *Micrococcus*.

Gonohemia, Gonohæmia (gon-o-he'me-ah) [*Gonorrhea* + Gr. αἷμα blood]. General gonorrheal infection.

Gonopepsin (gon-o-pep'sin). A proprietary remedy for gonorrhea.

Gonophore, Gonophorus (gon'o-fōr, go-nof'o-rus) [Gr. γόνος sperm, seed + φέρειν to bear]. Any accessory generative organ, such as an oviduct, spermiduct, uterus, or seminal vesicle.

Gonorol (gon'o-rol). A proprietary remedy for gonorrhea, containing the combined active principles of true sandal-wood oil.

Gonorrhea, Gonorrhœa (gon-or-re'ah) [Gr. γονή semen + ῥεῖν to flow]. A contagious catarrhal inflammation of the genital mucous membrane, mainly propagated by impure coitus, and due to a specific microörganism, the gonococcus of Neisser. The disease is marked by pain, ardor urinæ, and a mucopurulent discharge; it may pass away without any serious result, or it may become chronic, involving the submucous tissue and producing urethral stricture or leaving a chronic discharge called *gleet*. It is frequently attended with complications, such as prostatitis, epididymitis, orchitis, cystitis, etc. It may also produce arthritis and endocarditis.

Gonorrheal (gon-or-re'al). Of or pertaining to gonorrhea.

Gonosan (gon'o-san). A preparation of the active principle of Kava-Kava and sandal-wood oil: used for gonorrhea.

τομή a cut]. A hypothetic segment of the embryonic testis or ovary.

Gonotoxemia (gon-o-tox-e'me-ah). Toxemia caused by gonorrheal pus.

Gonotoxin (gon-o-tox'in). The toxin of the gonococcus.

Gonyocele (gon'e-o-sēl) [Gr. γόνυ knee + κήλη tumor]. Synovitis or tuberculous arthritis of the knee.

Goose-flesh (goos'flesh). See *Cutis anserina.*

Gorget (gor'jet). A wide-grooved lithotomy director.

Gorit (go'rit). A proprietary calcium peroxid : used as an intestinal disinfectant.

Gorondou (go-ron'doo). See *Henpue.*

Gossipii radicis cortex (gos-sip'-e-i ra-di'sis kor'tex) [L.]. Cotton-root bark. See under *Gossypium.*

Gossypiin (gos-sip'e-in). A concentration prepared from cotton-root: diuretic and emmenagogue. Dose, 1–5 gr. (0.066–0.333 gm.).

Gossypium (gos-sip'e-um), gen. *gossyp'ii* [L.]. 1. A genus of malvaceous plants; cotton-plants. The bark of the root of various species (*cotton-root bark*) is diuretic, emmenagogue, and oxytocic, and is used in dysmenorrhea and amenorrhea. Dose, ½–1 dr. (1–4 gm.); of *fluid extract*, 15–45 min. (1–3 gm.). 2. Cotton; the fiber or hairy down surrounding the seeds of the cotton-plant. See *Cotton, Cotton oil.* **G. purifica'tum,** purified cotton.

Gouge (gowj). A hollow chisel used in cutting and removing bone.

Goulard's cerate, extract (goo-larz'). See *Cerate* and *Extract.*

Goundou (goon'doo). Osteoplastic periostitis of the nose: a disease seen in the natives of the west coast of Africa. It is thought to be a sequel of yaws. Called also *Henpue* and *Anakhre.*

Gout (gowt). A painful constitutional or diathetic disease, acute or chronic, with joint-inflammation and chalky deposits, and an increase of uric acid in the blood. An attack of gout usually comes on suddenly in the night, and is marked by severe pain and inflammation of the great toe and by febrile symptoms, the symptoms tending to disappear in the morning, but returning at night. Other joints may become involved, especially the small joints of the extremities. The causation of gout is attributed to excess of uric acid and urates in the blood. It is brought on by excess in food and sweet wines. **Abarticular g.,** that which does not affect the joints. **Latent g., Masked g.,** lithemia without the typical features of gout. **Lead-g.,** gout ascribed to lead-poisoning. **Misplaced g., Retrocedent g.,** gout in which the arthritic symptoms have disappeared and are followed by severe constitutional disturbances. **Poor-man's g.,** gout ascribed to hard work, exposure, ill-feeding, and excess in the use of malt liquors. **Rheumatic g.,** gout associated with rheumatic symptoms. **Tophaceous g.,** gout in which there are tophi or chalky deposits of sodium urate.

Gouty (gow'te). Affected with or of the nature of gout.

Gr. An abbreviation for *grain.*

Graafian follicle, vesicles, etc. (grah'fe-an). See under *Follicle, Vesicle,* etc.

Gracile (gras'il) [L. *gra'cilis*]. Slender or delicate.

Gracilis (gras'il-is). See *Muscles, Table of.*

Gradatim (gra-da'tim) [L.]. Gradually.

Graduate (grad'u-āt) [L. *gradua'tus*]. 1. A person who has received a degree from a university or college. 2. A measuring-vessel marked by a series of lines.

Graduated (grad'u-a-ted) [L. *gra'dus* step]. Marked by a succession of lines, steps, or degrees.

Graft (grahft). A slip of skin or of other tissue for implantation. **Animal g.,** a graft of tissue transferred from one of the lower animals to man. Called also *Zoöplastic g.* **Auto-epidermic g.,** a skin graft taken from the patient's own body. **Autoplastic g.,** a g. that is taken from the patient's own body. **Bone-g.,** a piece of bone taken from an animal and used to take the place of a removed bone. **Cotton-g.,** the insertion of a tuft of cotton into an ulcer to promote healing. **Dermic g.,** a graft composed of a bit of the derma, or true skin. **Epidermic g.,** a piece of epidermis implanted upon a raw surface. **Frog-skin g's,** bits of sterilized skin from the belly of the frog for transfer to the surface of a chronic ulcer. **Heteroplastic g.,** a g. that is taken from some body other than that of the patient. **Homoplastic g.** Same as *Autoplastic g.* **Omental g's,** strips of omentum to cover the line of enterorrhaphy. **Periosteal g.,** a piece of periosteum to cover a denuded bone. **Skin-g.,** a bit of skin implanted to replace a lost part of the integument. **Sponge-g.,** a bit of sponge inserted into a wound to promote the formation of granulations. **Thyroid g.,** a piece of the thyroid body implanted in the tissues as a remedy for myxedema. **Zoöplastic g.,** a piece of tissue transplanted from one of the lower animals to the human body.

Graham's law (gra'hamz). See *Law.*

Grain (grān) [L. *gra'num*]. 1. A seed, especially of a cereal plant. 2. The twentieth part of a scruple; 0.065 of a gram. **G's of Paradise,** the unripe fruit of *Amo'mum Meleguet'a* and other West African species of the genus: stimulant and diuretic; sometimes used in neuralgia. **V-shaped g's,** a system of separate grains of colorable material (each grain united with an achromatic thread) in the ovum.

Grainage (grān'ej). Weight in grains or parts of a grain.

Gram, Gramme (gram) [Fr. *gramme;* Gr. γράμμα mark]. A weight in the metric system, equal to 15.437 gr.

Gram-molecule (gram-mol'ek-ūl). A quantity of a substance in grams equal to the molecular weight of the substance.

Gram-negative (gram-neg'at-iv). Not staining by Gram's method.

Gram-positive (gram-pos'it-iv). Staining by Gram's method.

Granatonin (gran-a-to'nin). Same as *Pseudopelletierin.*

Granatum (gra-na'tum), gen. *grana'ti* [L.]. The bark of the root and stem of *Pu'nica Grana'tum,* or pomegranate. It is a vermifuge and teniacide. Dose in powder, 20–30 gr. (1.333–2 gm.); of *fluid extract,* ½–2 fl. dr. (2–8 c.c.). See *Pelletierin.*

Grand mal (grahnd mahl). See under *Epilepsy.*

Granular (gran'u-lar) [L. *granula'ris*]. Made up of or marked by granules or grains.

Granulase (gran'u-lās). A ferment thought to be present in grain and to have the power of splitting starch into achroödextrin and maltose.

Granulation (gran-u-la'shun) [L. *granula'tio*]. 1. The division of hard or metallic substances into small particles. 2. The formation in wounds of small, rounded, fleshy masses; also a mass so formed. 3. A small, round, abnormal mass of lymphoid tissue, as on the conjunctiva of the lids or within the pharynx. **Bayle's g's,** gray

tubercular nodules of the lung that have undergone fibroid degeneration. **Bright's g's,** the granulations of large white kidney. **Virchow's g's,** granules containing ependymal and glia-fibers, found in the walls of the cerebral ventricles in general paralysis.

Granule (gran'ul) [L. *grau'ulum*]. A small particle or grain; also a medicinal pellet. **Alpha-g's,** the coarse highly refractive eosinophil granule of leukocytes. They are composed of albuminous matter. Called also *Eosinophil* and *Oxyphil g's.* **Altmann's g's,** a rounded mass stainable with carbol-fuchsin: believed to be cells distended with absorbed fat. **Beta. g's,** fine, round, amphophil granules found in the marrow-cavities, and sometimes in leukocytes. **Bettelheim's g's,** small mobile granules seen in the blood. **Chromophilic g's,** particles of stainable substance, whether within or without a cell or a nucleus. **Cone-g's,** the nuclei of the visual cells of the retina in its outer nuclear layer which are connected with the cones. **Delta-g's,** round basophilic masses from the non-nuclear elements of the blood. **Eosinophil g's.** See *Alpha g's.* **Epsilon-g's.** neutrophil granules from the protoplasm of polynuclear leukocytes. **Female g's,** the parts into which the female pronucleus breaks up after fertilization, **Gamma-g's,** basophilic granules found in the blood, marrow, and in the tissues. They are very abundant in leukemic blood. **Kolliker's interstitial g's,** various sized granules seen in the sarcoplasm of muscle-fibers. **Male g's,** the parts (four or six in number) into which the head of the spermatozoön divides after fertilization has taken place. **Neusser's g's,** basophile granules seen about the nuclei of leukocytes. **Neutrophil g's.** See *Epsilon g's.* **Oxyphil g's.** See *Alpha g's.* **Proteid g's,** minute particles of various proteids, some anabolic and others catabolic. **Rod-g's,** the nuclei of rod-visual cells in the outer nuclear layer of the retina which are connected with the rods. **Schron's g.,** a small body of doubtful origin seen in the germinal spot of the ovum. **Schüffner's g's,** coarse red granules seen in erythrocytes in malarial fever on staining with polychrome methylene blue. **Thread-g's.** See *Mitochondria.* **Zymogen g's,** granules in the cells of the salivary gland thought to contain the preliminary matter from which ptyalin is formed.

Granulitis (gran-u-li'tis). Miliary tuberculosis.

Granulo-adipose (gran''u-lo-ad'ip-ōs). Showing fatty degeneration which contains granules of fat.

Granulofatty (gran''u-lo-fat'e). Same as *Granulo-adipose.*

Granuloma (gran-u-lo'mah). A tumor or neoplasm made up of granulation-tissue. **Infectious g.,** granuloma caused by a specific microörganism, as tubercle. **G. ir'idis,** a non-malignant and highly vascular growth of the iris, of various form. **G. trichophyt'icum,** a variety consisting of round or flat nodules, from a rose-red to a cyanotic hue, disseminated or arranged in chains. It is due to a trichophyton. **G. trop'icum.** Same as *Yaws.*

Granuloplasm (gran'u-lo-plazm). Same as *Entosarc.*

Granulose (gran'u-lōs). The more soluble portion of starch.

Granum (gra'num), pl. *gra'na.* Latin for *Grain.*

Grape-cure (grāp'kūr). The treatment of disease by feeding the patient with grapes.

Grapes, Carswell's (grāps). Tuberculous infiltration distributed in masses around the smaller bronchi like bunches of grapes: seen in pulmonary tuberculosis.

Graphite (graf'it) [L. *graphi'tes,* from Gr. γραφίς pencil]. Plumbago; a form of native mineralized carbon.

Graphology (graf-ol'o-je) [Gr. γραφή writing + λόγος treatise]. The study of the handwriting as a means of diagnosis in diseases of the brain and nerves.

Graphomotor (graf-o-mo'tor) [Gr. γράφειν to write + *Motor*]. Pertaining to, or affecting, the movements required in writing.

Graphorrhea (graf-or-re'ah) [Gr. γράφειν to write + ῥοιά flow]. An insane condition marked by the writing of long lists of meaningless and unconnected words.

Graphoscope (graf'o-skōp) [Gr. γράφειν to write + σκοπεῖν to view]. An instrument for treating myopia and asthenopia.

Graphospasm (graf'o-spasm) [Gr. γράφειν to write + σπασμός spasm]. Writers' cramp.

Gratiola officina'lis (gra-ti'o-lah). The hedge-hyssop, a scrophulariaceous plant of Europe: purgative, emetic, and diuretic. Dose in *powder,* 15–30 gr. (1–2 gm.); of *infusion,* ½ fl.oz. (15 c.c.).

Gratiolin (gra-ti'o-lin). A poisonous glucosid, in yellow nodules or silky needles, $C_{20}H_{34}O_7$, from *Grati'ola officina'lis.*

Grattage (grat-tahzh') [Fr.]. The removal of granulations by friction with a stiff brush.

Grave (grāv) [L. *gra'vis*]. Severe or serious.

Gravedo (gra-ve'do) [L.]. Cold in the head, or nasal catarrh.

Gravel (grav'el). Calculous matter from the kidneys or bladder, distinguished from *stone* only by its smaller size. See *Calculus.*

Graves's disease (grāvz). See *Disease.*

Grave-wax (grāv'waks). See *Adipocere.*

Gravid (grav'id) [L. *grav'ida* pregnant]. Pregnant; with child; containing a fetus.

Gravidin (grav'id-in). See *Kyestein.*

Gravidism (grav'id-izm). Pregnancy, or the sum of the symptoms, signs, and conditions associated with it.

Gravidity (grav-id'-it-e) [L. *gravid'itas*]. The condition of being with child; pregnancy.

Gravimeter (grav-im'et-er) [L. *gra'vis* heavy + *me'trum* measure]. An instrument for determining specific gravities.

Gravimetric (grav-im-et'rik) [L. *gra'vis* heavy + *me'trum* measure]. Pertaining to measurement by weight; performed by weight and measure.

Gravistatic (grav-is-tat'ik). Due to gravitation, as *gravistatic* pulmonary congestion.

Gravitation (grav-it-a'shun). The force that tends to draw all bodies together.

Gravity (grav'it-e) [L. *grav'itas*]. Weight; tendency toward the center of the earth. **Specific g.,** the weight of a substance compared with that of an equal volume of another substance taken as a standard.

Gray (grā). Of a hue between white and black. See the associated nouns. **Nervous g.,** Nissl's term for the unknown specific constituent of the gray matter of the nervous system.

Green (grēn). Having the color of fresh leaves or of grass. See the associated nouns.

Greenheartin (grēn'har-tin). A yellow pigment, $C_{30}H_{26}O_6$, from the wood of the greenheart, *Nectan'dra rodiæ'i,* a tree of South America.

Greffotome (gref'fo-tōm) [Fr. *greffe* graft + Gr.

τέμνειν to cut]. An instrument for cutting grafts of tissue.

Gregarina (greg-ar-i′nah) [L.]. A genus of parasitic protozoan microörganisms. No species is positively known to inhabit the human body, but it is said that they are found in some cancers of the human subject.

Gregarinosis (greg-ar-in-o′sis). A diseased condition due to infestation with gregarinæ.

Gregre, Grigri (gre′gre). Same as *Erythrophlæum guineense.*

Grenetin (gren′et-in). A white gelatin prepared from the skins and cartilages of young animals.

Griffe des orteils (grēf-da-zor-ta′) [Fr.]. Same as *Claw-foot.*

Grindelia (grin-de′le-ah) [H. *Grindel*, 1776–1836]. A genus of American composite-flowered plants. The leaves and tops of *G. robus′ta*, of the Western United States, are used mainly in bronchitis, asthma, and in various coughs. Dose of *extract*, 5–15 gr. (0.333–1 gm.); of *fluid extract*, 10–60 min. (0.666–4 c.c.).

Grindelin (grin′del-in). A bitter, crystalline alkaloid from *Grinde′lia robus′ta.*

Grinders (grīn′derz). The molar teeth.

Grinders' asthma (grīn′derz). See *Asthma.*

Grip, Grippe (grip) [Fr. *grippe*]. See *Influenza.*

Gripe (grīp). A severe and often spasmodic pain in the bowels.

Grippal (grip′pal). Pertaining to grip, or influenza.

Grippotoxin (grip-o-tok′sin). The toxin of influenza.

Griserin (gri′ser-in). Same as *Loretin.*

Gristle (gris′sl). See *Cartilage.*

Groin (groin) [L. *in′guen*]. The lowest part of the abdominal wall, near its junction with the thigh.

Groove (groov). A shallow linear depression, especially one in a bone. **Alveolingual g.**, the groove between the lower jaw and the tongue. **Bicipital g.**, the trench on the anterior surface of the humerus that lodges the long tendon of the triceps. **Blessig's g.**, a trace in the embryonic eye corresponding in position with the future ora serrata. **Cavernous g.**, the depression on the upper surface of the sphenoid bone that lodges the internal carotid artery and the cavernous sinus. **Dental g., primitive**, a groove in the border of the jaws of the embryo. **Harrison's g.**, a groove on the chest, above the anterior insertion of the diaphragm, said to be caused by the muscular effort of breathing in dyspnea. **Medullary g.**, a long, shallow groove on the dorsal line of the embryonic neural tube: it develops into the medullary or neural canal. **Mesal g.**, a groove on the floor of the fourth ventricle. **Nasal g.**, a longitudinal furrow in the inner surface of the nasal bone for a branch of the nasal nerve. **Nasopalatine g.**, a furrow on the lateral surface of the vomer for the nasopalatine nerve. **Optic g.**, a trench on the upper surface of the sphenoid, in front of the olivary eminence, lodging the optic commissure. **Primitive g.**, a lengthwise furrow on the outer surface of the primitive streak. **Sibson's g.**, a furrow sometimes seen at the lower border of the pectoralis major muscle. **Subclavian g.**, a furrow along the middle of the clavicle for the subclavius muscle. **Verga's lacrimal g.**, a groove running downward from the lower orifice of the nasal duct.

Gross (grōs) [L. *gros′sus*, rough]. Coarse or large; macroscopic; taking no account of minutiæ.

Ground-bundle (grownd′bun-dl). See under *Bundle.*

Gruel (gru′el). A thin paste or porridge made of oat-meal or maize-meal and water.

Grumous (gru′mus) [L. *gru′mus* heap]. Clotted or lumpy.

Grutum (gru′tum) [L.]. Milium; a lump in the skin caused by the retention of the secretion of a sebaceous gland.

Gryochrome (gri′o-krōm) [Gr. γρῦ morsel + χρῶμα color]. Any nerve-cell in which the stainable matter of the cell-body appears as fine granules: used also adjectively.

Gryposis (gri-po′sis) [Gr. γρύπωσις]. Abnormal curvature.

Gtt. An abbreviation for L. *gut′ta* or *gut′tæ*, drop or drops.

Guacamphol (gwa-kam′fol). The camphoric acid ester of guaiacol, in tasteless white needles: used in the night-sweats and diarrhea of tuberculosis.

Guachamacá (gwah-chah-mah-kah′) [Sp.]. The poisonous bark of *Maloue′tia nitʹida*, an apocynaceous tree of South America: used in hydrophobia and tetanus.

Guachamacin (gwah-cham′as-in). A poisonous alkaloid from guachamacá.

Guacin (gwa′sin). A bitter resinous principle from *Mika′nia Gua′co*: stimulant, emetic, and diaphoretic.

Guaco (gwah′ko) [Spanish American]. A name given to many South American plants, and especially to *Mika′nia Gua′co*: useful in asthma, dyspepsia, gout, rheumatism, and in skin-diseases. Dose of aqueous extract, 3 gr. (0.199 gm.).

Guaconization (gwah-kon-i-za′shun). The effect produced by the free exhibition of guaco.

Guaethol (gwa′eth-ol). Guaiacol-ethyl, $C_6H_4.OC_2H_5.OH$, an oily liquid, soluble in alcohol, ether, and chloroform, but insoluble in water and gelatin. It is used like guaiacol. Dose, 4–8 min. (0.25–0.5 c.c.).

Guaiac (gwi′ak). See *Guaiacum.*

Guaiacamphal (gwi-ak-am′fal). An insoluble white powder, the camphoric-acid ester of guaiacol: used in the night-sweats of phthisis. Dose, 3–15 gr. (0.3–1 gm.).

Guaiacene (gwi′as-ēn). A clear oily liquid, C_5H_8O, derived by heat from guaiacum.

Guaiacetin (gwi-ah-se′tin). A white, odorless powder, $C_6H_4.OH.OCH_2COOH$, or pyrocatechin monoacetate, soluble in water, formed by the action of chloracetic acid on pyrocatechin. It is used like guaiacol in phthisis. Dose, 7½ gr. (0.5 gm.).

Guaiaci lignum (gwah-i′as-i lig′num) [L.]. The wood of *Guaia′cum officina′le* and *G. sanc′tum*, trees of tropical America; lignum vitæ: alterative, expectorant, and diaphoretic. Dose of ammoniated tincture, 5–30 min. (0.333–2 c.c.); of ordinary tincture, 5–60 min. (0.333–4 c.c.).

Guaiacin (gwi′as-in). A resin-like principle from guaiacum.

Guaiacocain (gwi″ah-ko-ka′in). An anesthetic guaiacol and cocain mixture: used in dentistry.

Guaiacol (gwi′ak-ol). The methyl ether of pyrocatechin, a colorless oily substance, $C_7H_8O_2$, derived from beech creosote: useful in phthisis, and applied locally as an antiseptic. Dose, ½–2 min. (0.033–0.133 c.c.). **G. biniodid,** a reddish-brown powder, $C_7H_9I_2O_2$: used in tuberculosis. Dose, 5–10 gr. (0.3–0.6 gm.). **G. carbonate,** a crystalline body, $CO(OC_6H_4.OCH_3)_2$: serviceable in typhoid fever and in tuberculosis, and safer than pure guaiacol. Dose, 6–8 gr. (0.4–0.52 gm.). **G. ethylenate,** an ester in needles, $CH_3O.C_6H_4O.C_2H_4.O.C_6H_4OCH_3$: used in tuberculosis. Dose, 7½–15 gr. (0.5–1 gm.). **G. oleocreosote,** a yellow oily liquid: used in tuberculosis. Dose, 15–16 min. (1 c.c.). **G.-phosphal,** guaiacol phosphite, $P.(C_6H_4.OCH_3O)_3$; a salt in white or colorless needles: used in tuberculosis. Daily dose, 15–30 gr. (1–2 gm.). **G. phosphate,** a salt in colorless tablets, $PO(C_6H_4OCH_3O)_3$: used in the hectic fever of tuberculosis. Dose, 4 gr. (0.25 gm.). **G. salicylate,** a white, crystalline derivative of guaiacol and salicylic acid, $C_6H_4(OH).COO.C_6H_4OCH_3$. It is used as an antirheumatic and intestinal antiseptic. Dose, 5–15 gr. (0.333–1 gm.). **G. succinate,** an ester of guaiacol, in fine silky needles: $C_4H_4O_4(C_6H_4OCH)_2$. **G. valerianate.** See *Geosote.*

Guaiacola (gwi-ak-o′lah). A proprietary guaiacol and cod-liver oil preparation.

Guaiacolize (gwi′ak-ol-īz). To treat with or bring under the influence of guaiacol.

Guaiacophosphal (gwi″ak-o-fos′fal). Guaiacol phosphite: a proprietary remedy.

Guaiacum (gwi′ak-um). A genus of zygophyllaceous trees, chiefly natives of South America and the West Indies. *G. sanc′tum* and *G. officina′le* (lignum vitæ) afford an official wood and resin. **Oil of g.** 1. An empyreumatic oil obtained by distilling guaiacum wood. 2. Guaiacum resin, 1 part; oil, 10 parts: used as an eye-anesthetic. **Resin of g.,** gum guaiac, or the resin of guaiacum wood: alterative, stimulant, and useful in rheumatism. Dose, 5–30 gr. (0.333–2 gm.).

Guaiacyl (gwi′as-il). A bluish-gray powder, guaiacol-sulphonic acid: a local anesthetic; used subcutaneously. **G. calcium,** calcium guaiacol-sulphonate: a blue-gray powder, employed as a local anesthetic.

Guaialin (gwi′al-in). A greenish powder containing pure guaiacol, benzoin, and formaldehyd. It is diuretic, antipyretic, and antiseptic. Dose, 10–20 gr. (0.65–1.3 gm.).

Guaiamar (gwi′am-ar). A white crystalline powder, $C_6H_4(OCH_3)CHOH.CH_2OH$, formed by treating guaiacol with anhydrous glycerin. An intestinal and genito-urinary antiseptic, is useful in tuberculosis, and is used as an ointment in rheumatism. Dose, 5–20 gr. (0.333–1.333 gm.).

Guaiaperol (gwi-ap′er-ol). Piperidin guaiacolate, a crystalline agent, $C_5H_{11}N.,(C_7H_8O_2)_2$: used in tuberculosis. Dose, 4–20 gr. (0.26–1.333 gm.).

Guaiaquin (gwi′ah-kwin). Guaiacol bisulphonate of quinin, $C_6H_4O_2CH_3HSO_3.C_{20}H_{24}N_2O_2$, a yellow, crystalline powder, combining the antiseptic powers of guaiacol with the antiperiodic action of quinin. It is used as an intestinal antiseptic. Dose, 1–5 gr. (0.065–0.333 gm.).

Guaiasanol (gwi-ah-sa′nol). The hydrochlorid of diethyl-glycocoll-guaiacol: a non-toxic antiseptic and anesthetic agent. It is used in diseases of the eye in 2-5 per cent. solution and is employed in diseases of the lungs and for the destruction of oxyuris vermicularis. Dose, 45 gr. (3 gm.).

Guaiodol (gwi′ad-ol). A preparation of iodin and bismuth, and guaiacol: antiseptic, styptic, and astringent.

Guanase (gwan′ās). An enzyme found in the thymus, adrenals, and pancreas, and converting guanin to xanthin.

Guanidin (gwah′nid-in). A poisonous base, CN_3H_5, formed by the decomposition of guanin.

Guanin (gwah′nin). A leukomain, $C_5H_5N_5O$, a decomposition-product of nuclein: found in guano and in various animal tissues; not considered poisonous. It occurs as a deposit in the tissues of swine affected with a kind of gout.

Guano (gwah′no). The excrement of sea-fowl: used externally in skin-diseases.

Guarana (gwah-rah′nah) [Tupi-Guarani]. A dried paste prepared from the seeds of *Paullin′ia sorbilis*, a tree of Brazil: a nerve-stimulant, useful in headache. Dose, 1–2 dr. (4–8 gm.); of *fluid extract*, 5–30 min. (0.333–2 c.c.).

Guaranin (gwah-rah′nin). An alkaloid, $C_8H_{10}N_4O_2$, from guarana, nearly identical with caffein. Dose, 1–3 gr. (0.066–0.199 gm.).

Guavacin (gwav′as-in). An anthelmintic, $C_6H_9NO_2$, from the areca-nut, in colorless crystals.

Gubernaculum testis (gu-ber-nak′u-lum tes′tis) [L.]. The fetal cord attached to the lower end of the epididymis and to the bottom of the scrotum that governs the descent of the testis.

Gubler's line, tumor (goob′lerz). See *Line, Tumor.*

Guha (gu′hah). A sort of bronchial asthma, epidemic in the island of Guam.

Guillotine (gil′lo-tēn) [Fr.]. An instrument for cutting off a tonsil or uvula.

Guinea-worm (gin′ne). See *Filaria.*

Gulf, Lecat's (gulf). The hollow of the bulbous portion of the urethra.

Gullet (gul′let). The esophagus; also the pharynx.

Gum (gum) [L. *gum′mi*]. 1. A mucilaginous excretion from various plants. 2. See *Gingiva.* **Acaroid g.,** a resin derived from *Xanthorrhœ′a has′tilis* and *X. arbo′rea*, tall liliaceous plants growing in Australia (named from *Aca′rois*, a former generic name). **Animal g.,** a carbohydrate occurring in urine and milk, and obtained by the action of superheated steam upon mucous and salivary glands. **G. arabic.** See *Acacia.* **Australian g.** See *Wattle g.* **Bassora g.,** a gum resembling gum arabic, from Persia. **G.-Benjamin,** benzoin. **Black-boy g.** Same as *Acaroid g.* **Blue g.** See *Eucalyptus.* **British g.** See *Dextrin.* **Cape g.,** a gum from *Acacia horrida.* **Chagual g.,** a gum like gum arabic, derived from *Pu′ya lanugino′sa*, a tree of Chili. **Cherry g.,** a g. that exudes from cherry and plum trees. **Doctor g.** Same as *Hog g.* **Eucalyptus g.** See *Red g.* **G. guaiacum,** the resin of guaiacum. **Hog g.,** a g. from *Rhus meto′pium* of South America. **Kordofan g.,** the best variety of gum arabic, from Kordofan and adjacent region. **Mesquite g.,** a g. from *Prosopis glandulo′sa* of Texas. **Orenburg g.,** an edible, sweetish, gummy, and somewhat resinous substance collected in Russia from larch-trees after forest fires: it is soluble in water. **Red g.,** an exudation from the bark of *Eucalyp′tus rostra′ta*: used as an astringent and in throat affections. **G. Senegal,** a gum of several varieties from West Africa; closely resembles gum arabic. **Succory g.,** a narcotic resinous exudation from *Chon′drilla jun′cea*, a composite-flowered plant. **G.-tragacanth.** See *Tragacanth.* **Wattle g.,** the gum of several Australian species of *Aca′cia*: an excellent substitute for true gum arabic.

Gumanin (gu′man-in). White dammar.

Gumma (gum′mah), pl. *gum′mata* [L.]. A soft gummy tumor occurring in tertiary syphilis, and made up of tissue resembling granulation-tissue. Gummata form firm nodules, which grow slowly and finally disappear. **Tuberculous g.,** an infectious granuloma of tuberculous origin.

Gummate (gum′āt). An arabate.

Gummatous (gum′mat-us). Of the nature of gumma.

Gummi (gum′mi). Latin for *Gum* (of plants).

Gummose (gum′ōs). A sugar, $C_6H_{12}O_6$, formed by the action of dilute acids upon animal gum.

Gummy (gum′me). Resembling a gum or gumma.

Gum-resin (gum-rez′in). A concrete juice exuding from various trees. The gum-resins consist of a principle soluble in water and insoluble in alcohol, combined with a volatile oil or resin.

soluble in alcohol, but not in water, and include ammoniac, asafetida, euphorbium, galbanum, gamboge, myrrh, olibanum, and scammony.

Gums (gumz). See *Gingiva.*

Gun-cotton (gun-kot'tn). Same as *Pyroxylin.*

Gurjun (goor'jun). Gurjun balsam; an oleoresin from *Dipterocar'pus læ'vis*, a tree of Southern Asia. It is used as an expectorant, for gonorrhea, and for leprosy. Dose, 10–50 min. (0.666–3.333 gm.).

Guru (goo'roo). Same as *Kola.*

Gustation (gus-ta'shun) [L. *gusta'tio*, from *gusta're* to taste]. The sense of taste.

Gustatory (gus'tat-o-re) [L. *gustato'rius*]. Pertaining to the sense of taste.

Gut (gut). 1. The intestine or bowel. 2. Catgut. **Fore-g., Head-g.,** an embryonic organ whence are derived the pharynx, esophagus, stomach, and duodenum. **Mid-g.,** the mesogaster. **Tail-g.,** a prolongation of the archenteron into the tail of the early embryo.

Gutta (gut'tah), pl. *gut'tæ* [L. for "drop"]. A minute spherical mass of liquid: assumed to be equal to a minim (q. v.). **G.-percha,** the concrete juice of *Isonan'dra gut'ta*, a tree of Sumatra, etc.: much used in surgery, etc. **G. rosa'cea.** Same as *Acne rosacea.* **G. sere'na,** amaurosis.

Guttate (gut'āt). Characterized by lesions that are drop-shaped.

Guttatim (gut-ta'tim) [L.]. Drop by drop.

Guttur (gut'tur). Latin for *Throat.*

Guttural (gut'tu-ral). Pertaining to the throat.

Gutturotetany (gut''tu-ro-tet'an-e) [*Guttur* + *Tetany*]. A guttural spasm, resulting in a kind of stutter.

Guvacin (gu'vas-in). An alkaloid from the arecanut; teniacidal.

Gymnastics (jim-nas'tiks) [Gr. γυμναστικός pertaining to nakedness]. Systematic muscular exercise. **Ocular g.,** systematic exercise of the eye-muscles in order to secure proper movement, accommodation, or fixation. **Swedish g.,** a system of movements made by the patient against resistance on the part of the attendant. **Vocal g.,** methodic exercise of the voice for the purpose of increasing the lung expansion.

Gymnemic acid (jim-nem'ik). See *Acid.*

Gymnobacteria (jim''no-bak-te're-ah) [Gr. γυμνός naked + *Bacteria*]. Non-flagellate bacteria.

Gymnocyte (jim'no-sīt) [Gr. γυμνός naked + κύτος cell]. A cell with no cell-wall.

Gymnospore (jim'no-spōr). A spore without any protective envelope.

Gymnosporidia (jim''no-spo-rid'e-ah) [Gr. γυμνός naked + *Sporidium*]. A group of animal microorganisms, examples of which have been found in human blood.

Gynæcology (jin-e-kol'o-je). See *Gynecology.*

Gynæcophorus (jin-e-kof'o-rus). Same as *Bilharzia.*

Gynandrism (jin-an'drizm) [Gr. γυνή woman + ἀνήρ man]. Hermaphroditism.

Gynandromorphism (jin-an-dro-mor'fizm) [Gr. γυνή female + ἀνήρ male + μορφή form]. The quality of having both male and female characters.

Gynandromorphous (jin''an-dro-mor'fus). Having both male and female qualities.

Gynatresia (jin-ah-tre'ze-ah) [Gr. γυνή woman + α priv. + τρῆσις perforation]. An imperforate condition of the vagina.

Gynesic (gin-e'sik). Pertaining to women.

Gynecologic, Gynecological (jin-e-ko-lo'jik, jin-e-ko-loj'ik-al). Pertaining to gynecology.

Gynecologist (jin-e-kol'o-jist). A person skilled in gynecology.

Gynecology (jin-e-kol'o-je) [Gr. γυνή woman + λόγος discourse]. That branch of medicine which treats of women's constitution and diseases.

Gynecomastia (jin''e-ko-mas'te-ah) [Gr. γυνή woman + μαστός breast]. Excessive size of the male mammary glands.

Gynecomazia (jin'ek-o-ma'ze-ah). Same as *Gynecomastia.*

Gynephobia (jin-e-fo'be-ah) [Gr. γυνή woman + φόβος fear]. Dread of or morbid aversion to the society of women.

Gynocardia (jin-o-kar'de-ah). See *Chaulmoogra.*

Gynocyanauridzarin (jin''o-si''an-aw-rid'za-rin). A crystalline remedy, $(C_9H_{21}O_7)_2(KCNOAu_3)$, it being a principle from *Gynocar'dia lancifolia'ta* combined with gold cyanid: given in minute doses for tuberculosis and leprosy.

Gynoplastics (jin-o-plas'tiks) [Gr. γυνή woman + πλαστός formed]. The plastic surgery of the female reproductive organs.

Gynosine (ji'no-sin) [Gr. γυνή woman]. A proprietary remedy for disease of the female reproductive organs.

Gypsum (jip'sum) [L.; Gr. γύψος]. Calcium sulphate: when calcined it becomes plaster of Paris, much used in making permanent dressings for fractures.

Gyration (ji-ra'shun). Revolution in a circle or in circles.

Gyre (jīr) [L. *gy'rus*; Gr. γῦρος circle]. See *Gyrus.* **Dentate g.** See *Convolution, Dentate.*

Gyri (ji'ri) [L.]. Plural of *Gyrus.* **G. oper'ti,** the convolutions of the island of Reil.

Gyroma (ji-ro'mah) [Gr. γῦρος turn]. A form of tumor of the ovary, consisting of a convoluted, highly refracting mass.

Gyromele (ji'ro-mēl). A flexible catheter tipped with sponge: also a stomach-tube with a rotating center, used in treating the stomach.

Gyrosa (ji-ro'sah) [L.]. Gastric vertigo in which everything seems to turn round.

Gyrospasm (ji'ro-spazm) [Gr. γῦρος circle + *Spasm*]. Rotatory spasm of the head.

Gyrus (ji'rus), pl. *gy'ri* [L.; Gr. γῦρος]. 1. A convolution of the brain. 2. A structure which winds round the brain-stem and central parts of the cerebral hemisphere. **Angular g.,** a cerebral convolution continuous anteriorly with the supramarginal gyrus. **Annectant g.,** either one of the four gyres which connect the occipital and parietotemporal lobes. **G. descen'dens, Ecker's g.,** the aftermost of the occipital convolutions of the cerebrum. **G. fornica'tus,** a gyre which makes an arch above the corpus callosum. **Frontal g., ascending,** a part of the frontal lobe, bounded in front by the precentral fissure, and dorsally by the fissure of Rolando. **Frontal g., inferior,** the lower and outer portion of the frontal lobe of the cerebrum. **Frontal g., middle,** a convolution between the superfrontal and subfrontal fissures. **Frontal g., superior,** a gyre of the frontal lobe above the superfrontal fissure. **Fusiform g., Subcollateral g.,** a gyre connecting the temporal and occipital lobes, and situated under the collateral and over the subtemporal fissure. **Hippocampal g.,** a convolution between the hippocampal and collateral fissures. **Infracalcarine g.,** the lingual lobule on the under surface of the temporal lobe. **Marginal g.,** a convolution of the frontal lobe bordering on the callosomarginal fissure. **Occipital g.,** any of the three (superior, middle and inferior) gyres of the occipital lobe. **Paracentral g.,** one on the mesial surface of a cerebral hemisphere, having the paracentral fissure in front and the precuneus behind. **Parietal g.,** either one of the gyres (ascending and inferior) of the parietal lobe. **Parietal g., ascending,** a gyre having the fissure of Rolando in front, the intraparietal behind, and the fissure of Sylvius below. **Paroccipital g.,** the first, or superior occipital, gyrus of the cerebrum. **Quadrate g.,** an upward extension of the gyrus fornicatus on the median surface of the parietal lobe. **Supramarginal g.,** that part of the inferior parietal convolution which curves around the upper end of the Sylvian fissure. **Temporal g.,** any gyre of the temporal lobe. **Uncinate g.,** the forward continuation of the hippocampal gyrus: its anterior end is hook-shaped.

H.

H. A symbol for hydrogen; also an abbreviation for *Haustus* (a draft) and *Hypermetropia.*

Habena (hab-e'nah), pl. *habe'næ* [L. "rein"]. The peduncle of the pineal gland.

Habenal, Habenar (hab-e'nal, hab-e'nar). Pertaining to the habena.

Habenula (hab-en'u-lah), pl. *haben'ulæ* [L.]. 1. Any frenum or rein-like structure. 2. Any one of a set of such structures in the cochlea.

Habit (hab'it) [L. *hab'itus*, from *habe're* to hold]. 1. A fixed or constant practice established by frequent repetition. 2. Predisposition, or bodily temperament. **Apoplectic h.** Same as *Full h.* **Full h.,** a plethoric condition marked by engorgement of the visible blood-vessels, flushed face, and a tendency to fatness. **Glaucomatous h.,** shallowness of the anterior chamber of the eye with dilated pupil: seen in persons who have a predisposition to glaucoma. **H.-spasm.** See *Spasm.* **Vibratory h.,** a nervous disease due to bicycle-riding.

Habitat (hab'it-at). The natural abode or home of an animal or plant-species.

Habitus (hab'it-us) [L.]. Latin for *Habit.*

Habromania (hab-ro-ma'ne-ah) [Gr. ἁβρός graceful + μανία madness]. Amenomania; insanity with marked gayety or cheerfulness.

Hachement (ahsh-maw') [Fr.]. A chopping or hacking stroke in massage.

Hacking (hak'ing). Same as *Hachement.*

Hadernkrankheit (hahd'ern-krank-hīt). A disease affecting ragpickers, variously regarded as anthrax or malignant edema.

Hæ. For words beginning thus, see those beginning *He-.*

Hæmancœla (hem-am-e'bah). See *Hæmosporidia.*

Hæmapium (hem-a'pe-um). A genus of plasmocytes. *H. Ried'yi* occurs in the erythrocytes of certain salamanders.

Hæmato-. For words beginning thus, see those beginning *Hemato-.*

Hæmatoxylon (hem-at-ok'sil-on) [Gr. αἷμα blood + ξύλον wood]. A genus of leguminous trees. The heart-wood of *H. campechia'num*, or logwood, contains tannin, and is astringent. Dose of extract, 5–20 gr. (0.333–1.333 gm.).

Hæmo-. For words beginning thus, see those beginning *Hemo-.*

Hæmoferrum (he-mo-fer'um) [Gr. αἷμα blood + L. *fer'rum* iron]. A proprietary name for a remedy, said to be pure oxyhemoglobin, from bullock's blood.

Hæmoflagellates (he-mo-flaj'el-āts). Those flagellate protozoas which are parasitic in the blood of vertebrate animals.

Hæmogregarinæ (hem''o-greg-ar-i'ne). See *Hæmosporidia.*

Hæmosporidia (hem-o-spo-rid'e-ah). A group of sporozoa which live parasitically in the red blood-corpuscles of vertebrate animals. The h. are divided into the Hæmamœba and the Hæmagregarinæ. The Hæmamœba includes the Plasmodium malariæ, the Proteosoma præcox of birds, the Plasmodium kochi of apes, the Halteridium of birds, the Piroplasma of Texas cattle fever and that of dogs and horses. The *Hæmogregarinæ* includes parasites of cold-blooded animals and mammals, such as Lankestrella (Drepanidium) ranarum of frogs, the parasite of water tortoise, the Karyolysus of lizards, the Leukocytozoön in dogs, the *H. gerbilli* for an Indian rat, and *H. jaculi* for the jerbou.

Hæmosporidium (hem-o-spo-rid'e-um). Same as *Plasmodium.*

Hæmotrophin (hem-ot'ro-fin). A proprietary liquid preparation of hemoglobin.

Hagiotherapy (ha-je-o-ther'ap-e) [Gr. ἅγιος sacred + θεραπεία treatment]. Miraculous healing by a holy man.

Hahnemannian (hah-ne-man'ne-an). Pertaining to S. *Hahnemann* (1755–1843), founder of homeopathy.

Haidinger's brushes (hi'ding-erz). Two conic brush-like images, with apices touching, seen on looking through a Nicol prism.

Hair (hare) [L. *capil'lus*]. A filamentous outgrowth of the body, consisting of modified epidermic tissue: also the aggregate of small filaments, especially that of the scalp. A hair consists of a cylindric *shaft* and a root, which is contained in a flask-like depression (**H.-follicle**) in the corium and subcutaneous tissue. The base of the root is expanded into the **H.-bulb,** which rests upon the **H.-papilla. Auditory h's,** hair-like attachments of the specialized epithelial cells of the cristæ acusticæ and the maculæ acusticæ. **H.-cell.** See *Cell.* **H.-follicle.** See *Follicle.* **Sensory h's,** ciliaform bristles attached to the apex of a taste-bulb. **Stellate h.,** a hair split at the end in a star-like form.

Half-retinal (hahf-ret'in-al). Affecting one-half of the retina.

Hali-ichthyotoxin (hal''i-ik-the-o-tok'sin). A poisonous base of bacterial origin from stale fish.

Halisteresis (hal''is-ter-e'sis) [Gr. ἅλς salt + στέρησις privation]. Osteomalacia; a loss or lack of the lime-salts of bone.

Halisteretic (hal''is-ter-et'ik). Affected with or of the nature of halisteresis.

Halitosis (hal-it-o'sis) [L. *hal'itus* exhalation]. Any abnormally odorous condition of the breath.

Halitus (hal'it-us) [L.]. An exhalation or vapor; an expired breath.

Haller, Circle of (hal'er). See *Circle.*

Hall's disease (hawlz). See *Disease.*

Hallucination (hal-lu-sin-a′shun) [L. *hallucina′tio*]. 1. Mental error or morbid delusion. 2. A sense-perception not founded on an objective reality. Compare *Delusion* and *Illusion*.

Hallus, Hallux (hal′lus, hal′lux) [L.]. The great toe. **H. doloro′sa, H. rig′idus,** a painful disease of the great toe, usually associated with flat-foot. **H. val′gus,** displacement of the great toe toward the other toes. **H. va′rus,** displacement of the great toe away from the other toes.

Halo (ha′lo) [L.; Gr. ἅλως]. 1. A circle, especially a colored circle seen around a light in glaucoma. 2. A ring seen around the macula lutea in an ophthalmoscopic image. 3. The imprint of the ciliary processes upon the vitreous body. **H. glaucomato′sus,** a whitish ring around the optic disk in glaucoma.

Halogen (hal′o-jen) [Gr. ἅλς salt + γεννᾶν to produce]. Any element capable of forming a haloid salt: the halogens are chlorin, bromin, iodin, and fluorin.

Haloid (hal′oid) [Gr. ἅλς salt + εἶδος form]. Resembling sodium chlorid, or common salt.

Halteridium (hal-ter-id′e-um) [Gr. ἁλτήρ leaping-weight]. A form of microzoön from the blood of birds. **H. danliew′skyi** is the malarial parasite of large birds.

Halzoun (hal′zoon). A disease of Syria caused by *Fasci′ola hepat′ica*, which attaches itself to the pharyngeal mucous membrane, causing roaring in the ears, auricular tension, dysphagia, dyspnea, and asphyxia.

Ham (ham). 1. The popliteal region. 2. The hip, buttock, and thigh.

Hamamelin (ham-am-e′lin). A precipitate prepared from *Hamame′lis virgin′ica:* tonic and astringent. Dose, ½ gr. (0.033 gm.).

Hamamelis (ham-am-e′lis) [Gr. ἅμα like + μηλίς apple-tree]. A genus of hamamelaceous trees and shrubs. The leaves of *H. virgin′ica*, or witch-hazel, are styptic, sedative, and vulnerary, and are used in internal hemorrhages and threatened abortion, and locally in inflamed conditions. Dose, 1–60 min. (0.066–4 c.c.).

Hamarthritis (ham-ar-thri′tis) [Gr. ἅμα together + ἀρθρῖτις gout]. Arthritis of all the joints at the same time.

Hamartoma (ham-ar-to′mah) [Gr. ἁμαρτια error]. Albrecht's term for a tumor due to independent growth of blood-vessels.

Hammer-toe (ham′er-to). A claw-like bending of a toe.

Hamstring (ham′string). Either one of the tendons which laterally bound the popliteal space. **Inner h.,** the tendons of the gracilis, sartorius, and two other muscles. **Outer h.,** the tendon of the biceps flexor femoris.

Hamular (ham′u-lar). Shaped like a hook.

Hamulus (ham′u-lus), pl. *ham′uli* [L.]. Any hook-shaped process. **H. coch′leæ,** a hook-like process of the osseous lamina at the cupola. **H. lacrima′lis,** the hamular process of the lacrimal bone. **H. pterygoi′deus,** the hamular process of the sphenoid bone.

Hand (hand) [L. *ma′nus*]. The carpus, metacarpus, and fingers together. **Ape-h.,** a hand with the thumb permanently extended. **Claw-h.,** flexion and atrophy of the hand and fingers. **Electric h.,** the hand used as an electrode. **Obstetrician's h.,** contraction of the hand in tetany (gastric). The thumb is strongly adducted, the fingers are drawn against each other, and are half-flexed (over the thumb) at the metacarpophalangeal joint, and the sides of the palm are turned in to form a cone.

Hangnail (hang′nāl). Agnail; a splitting of the epidermis at the side of a finger-nail.

Hapalonychia (hap″al-o-nik′e-ah) [Gr. ἁπαλός soft + ὄνυξ nail]. A soft, uncornified condition of the nails.

Haphalgesia (haf-al-je′ze-ah) [Gr. ἁφή touch + ἄλγος pain]. A condition in which pain is experienced on touching objects.

Haphephobia (haf-e-fo′be-ah) [Gr. ἁφή touch + φόβος fear]. Morbid dread of being touched.

Haplobacteria (hap″lo-bak-te′re-ah) [Gr. ἁπλόος simple + *Bacteria*]. Bacteria which are not filamentous.

Haplococcus reticula′tus (hap-lo-kok′us). A protozoan organism occurring in the muscles of swine. It consists of minute vesicles containing amebæ which are finally set free.

Haplodermitis (hap″lo-der-mi′tis) [Gr. ἁπλόος simple + δέρμα skin + -ιτις inflammation]. An uncomplicated inflammation of the skin.

Haplopia (hap-lo′pe-ah) [Gr. ἁπλόος single + ὤψ vision]. Single vision; the condition in which an object looked at is seen single and not double.

Haploscope (hap′lo-skōp) [Gr. ἁπλόος single + σκοπεῖν to see]. A form of stereoscope used for testing the visual axes. **Mirror-h.,** an instrument for making experiments, with different degrees of convergence of the visual axes.

Haptin (hap′tin) [Gr. ἅπτειν to seize]. Any one of the side-chains of a normally functionating cell.

Haptophile (hap′to-fil) [*Haptin* + φιλεῖν to love]. Having a peculiar affinity for a haptophore.

Haptophore (hap′to-fōr) [Gr. ἅπτειν to seize + φορεῖν to carry]. The stable, non-poisonous element of a toxin, which enables it to unite with an antitoxin and become neutralized. **H. group.** See *Ehrlich's side-chain theory*, under *Theory*.

Haptophoric (hap-to-for′ik). Same as *Haptophorous*.

Haptophorous (hap-tof′or-us) [Gr. ἅπτειν to touch + φέρειν to bring]. Causing the combination of an antitoxin with cells. The term is applied to that group of a toxin which fastens on the antitoxin, and to that group of an amboceptor which joins the complement to the cell.

Hardening (hard′en-ing). The procedure of rendering tissue firm, so that it may be more readily cut for purposes of microscopic examination.

Hare-lip (hār′lip). A congenital cleft of one or both lips, but usually of the upper only. **Double h.,** a cleft on either side of the middle line on the lip. **Single h.,** a cleft on the middle line of the lip or on one side only.

Harmalin (har′mal-in). An alkaloid, $C_{13}H_{14}N_2O$, from *Harmal*, a plant, *Peg′anum Harma′la*, of Turkey: used as a vermifuge and stimulant.

Harmonia, Harmony (har-mo′ne-ah, har′mo-ne) [L.]. The immovable articulation of bones by surfaces that are nearly smooth.

Harpoon (har-poon′) [Gr. ἁρπάζειν to seize]. An instrument for removing small pieces of living tissue for diagnostic examination.

Harrowing (har′o-ing). Same as *Hersage*.

Hartshorn (harts′horn). 1. The horn of the stag, or hart; cornu cervi. 2. A popular name for liquor ammoniæ.

Häser's formula (ha′serz). See *Formula*.

Hasheesh, Hashish (hash-ēsh′) [Arabic "herb"]. The stalks and leaves of *Can′nabis in′dica*. See *Cannabis*.

Hassal's corpuscles (has′alz). See *Corpuscle*.

Haunch-bone (hawnsh′bōn). See *Ilium*.

Hauptganglion of Küttner. See *Küttner's ganglion*, under *Ganglion*.

Haustrum (haw′strum). The recess made by one of the sacculations of the colon.

Haustus (haws′tus). Latin for *Draft*. **H. ni′ger,** black draft; the compound infusion of senna.

Haut-mal (o-mahl′) [Fr.]. An epileptic attack in its full development.

Havers, Canal of, Spaces of. See *Canal* and *Space*.

Haversian (ha-ver′zhan). Named after or described by Clopton Havers, an English anatomist (eighteenth century). See under *Canal, Gland, Space*, etc.

Hawk (hawk). To clear the throat of mucus.

Hay-asthma, H.-fever (ha-az′mah). An annually recurrent acute conjunctivitis with nasal catarrh. See *Fever*.

Hazelin (ha′zel-in). A proprietary preparation of hamamelis. Dose, 1–5 gr. (0.066–0.333 gm.).

Hb. The symbol of hemoglobin.

H. D. An abbreviation for hearing-distance.

Head (hed) [L. *ca′put*]. That part of the organism which contains the brain and the organs of special sense. **Articular h.,** the head of a bone by which it articulates with another bone. **H.-drop,** a malarial disease of Japan, characterized by drooping of the head. **H.-kidney,** the pronephros. **H.-lock,** the locking together of the chins in twin labor. **H.-louse.** See *Pediculus capitis*. **Scald-h.,** a popular name for favus, porrigo, and other scaly affections of the scalp.

Headache (hed′āk). Pain in the head; cephalalgia. **Anemic h.,** headache due to anemia, local or general. **Bilious h.,** migraine. **Blind h.,** migraine. **Congestive h., Hyperemic h.,** headache due to congestion or hyperemia. **Miners' h.,** that which is due to the gases produced by exploded nitroglycerin. **Organic h.,** headache due to structural disease of the cerebral membranes. **Pyrexial h.,** that due to fever. **Reflex h.,** headache due to disease of some organ, as the stomach, eyes, etc. **Sick-h.,** migraine. **Symptomatic h.** Same as *Reflex h.* **Toxic h.,** headache due to systemic poisoning.

Healing (hēl′ing). A process of cure; the restoration of wounded parts. **H. by first intention,** healing in which the parts unite directly without the intervention of granulations. **H. by second intention,** union by the adhesion of granulating surfaces. **H. by third intention,** union by the filling of a wound with granulations.

Health (helth). A normal condition of body and mind.

Healthy (hel′the). In a normal condition with respect to health; free from disease.

Hearing (hēr′ing) [L. *audi′tus*]. The sense by which sounds are appreciated.

Heart (hart) [L. *cor*]. The muscular viscus that maintains the circulation of the blood. It is divided into four cavities—two auricles and two ventricles. The left auricle receives the arterialized blood from the lungs, whence it passes to the left ventricle, which forces it through the arteries to supply the tissues. The right auricle receives the venous blood after it has passed through the capillaries and given up its oxygen. The blood then passes to the right ventricle, thence to the lungs, to be oxygenated. The organ is composed of fibrous rings and involuntary striped muscular fibers, which are intricately interlaced, and proceed in a spiral manner from the apex to the base. The *valves* are five in number—viz., the *mitral*, between the left auricle and ventricle; the *tricuspid*, between the right auricle and ventricle; the *aortic*, at the entrance of the aorta to the left ventricle; the *pulmonary*, at the entrance of the pulmonary artery to the right ventricle; and the *Eustachian*, between the anterior margin of the inferior vena cava and the right auriculoventricular opening. The *columnæ carneæ* are rounded columns of muscular tissue on the inner surface of the ventricles. Some of them are simply ridges, others are attached at each extremity, and others terminate in tendinous cords, the extremities of which are attached to the auriculoventricular valves. The tendinous rings of the orifices of the heart are called *festooned rings*. The weight of the heart in adult males is from ten to twelve ounces; in females, from eight to ten ounces. **Fatty h.,** a heart affected with fatty degeneration. **Fibroid h.,** a heart affected with a chronic myocarditis, in which fibrous tissue is developed within the muscular tissue of the organ. **Frosted h.,** a condition in which the pericardium is thickened, giving the heart the appearance of being frosted like a cake. **Hairy h.,** a heart covered with a shaggy exudation. **Left h.,** the left auricle and ventricle; that portion of the heart which propels the blood in the systemic circulation. **Luxus-h.,** dilatation of the left ventricle of the heart conjoined with hypertrophy. **Quain's fatty h.,** a fatty degeneration of the heart-muscle. **Right h.,** the right auricle and ventricle; that portion of the heart which is concerned in the pulmonary circulation. **Scarlet fever h.** See *Myocarditis scarlatinosa*. **Soldier's h.,** a form of heart-disease somewhat prevalent in armies, generally due to overexercise and exposure. **Tabby-cat h.,** a condition of the heart in which the inner surface of the ventricular wall and the papillary muscles are streaked and spotted: seen in marked cases of fatty degeneration. Called also *Thrush-breast h.* **Thrush-breast h.** See *Tabby-cat h.*

Heart-block (hart′blok). The condition in which the muscular interconnection between the auricle and ventricle (auriculoventricular band or band of His) is interrupted, so that the auricle and ventricle beat independently of each other. The condition is marked by permanent or paroxysmal bradycardia, epileptiform, vertiginous, or syncopal attacks, and pulsations of the cervical veins exceeding in rate those of the arteries. The condition is known as *Adams-Stokes disease*.

Heart-burn (hart′burn). A burning sensation in the esophagus; cardialgia.

Heat (hēt) [L. *ca′lor*]. 1. A form of kinetic energy communicable from one body to another, and appreciable by the thermal sense. 2. Sexual ardor of animals. **Atomic h.,** the amount of heat required to raise an atom from 0° to 1° C. **Latent h.,** that which apparently disappears when it is absorbed by bodies which are not thereby rendered warmer; the heat which a body may absorb without changing its temperature. **Molecular h.,** the product of the molecular weight of a substance multiplied by its specific heat. **Prickly h.,** lichen tropicus, or other itching affection of the skin caused by heat. **Specific h.,** the amount of heat needed to raise the unit-volume of any substance through one degree centigrade. **H.-unit,** a calorie.

Hebephrenia (heb-e-fre′ne-ah) [Gr. ἥβη puberty + φρήν mind]. A form of mental disorder or insanity coming on at the time of puberty, and marked by depression, gradual failure of mental faculties, and moral deterioration, with egoistic and self-centered delusions.

Heberden's nodes (he′ber-denz). See *Node*.

Hebetude (heb′et-ūd) [L. *hebetu′do*]. Mental dulness with impairment of the special senses, such as is seen in asthenic fevers.

Hebosteotomy (he-bos-te-ot'o-me) [Gr. ἥβη pubes + ὀστέον bone + τομή cutting]. Same as *Pubiotomy.*

Hebotomy (he-bot'an-e) [Gr. ἥβη pubes + τομή a cut]. Same as *Pubiotomy.*

Hecatomeric (hek''at-o-mer'ik) [Gr. ἑκάτερον each + μέρος side]. Having processes which divide into two, one going to each side of the spinal cord: used of certain neurons.

Hectic (hek'tik) [L. *hec'ticus;* Gr. ἑκτικός habitual]. 1. Associated with phthisis and with septic poisoning. 2. The irregular fever of phthisis and of chronic suppurative processes. See *Fever* and *Flush.*

Hectogram (hek'to-gram) [Fr. *hectogramme;* Gr. ἑκατόν hundred + *Gram*]. One hundred grams; 3 ounces and 230.7 grains avoirdupois. See *Weights and Measures.*

Hectoliter (hek'to-le-ter) [Fr. *hectolitre;* Gr. ἑκατόν hundred + *Liter*]. One hundred liters; 22 imperial or 26.4 American gallons. See *Weights and Measures.*

Hectometer (hek'to-me-ter) [Fr. *hectomètre;* Gr. ἑκατόν hundred + *Meter*]. One hundred meters, or 328 feet and 1 inch.

Hedeoma (hed-e-o'mah) [L.]. A genus of labiate herbs. The leaves and tops of *H. pulegioi'des,* American pennyroyal, are stimulant, emmenagogue, and carminative. Dose of volatile oil *o'leum hedeo'mæ*), 2–5 min. (0.133–0.333 c.c.).

Hedonal (he'do-nal) [Gr. ἡδονή pleasure]. A colorless crystalline compound, $NH_2.CO.OCH(CH_3)(C_3H_7)$, slightly soluble in water, methyl-propyl-carbinol-urethan: a hypnotic in doses of 20 gr. (1.33 gm.).

Hedratresia (hed-rat-re'se-ah) [Gr. ἕδρα anus + *Atresia*]. Imperforation of the anus.

Hedrocele (hed'ro-sēl) [Gr. ἕδρα anus + κήλη hernia]. Hernia, or prolapse, of the intestine through the anus.

Heel (hēl) [L. *calx*]. The hindmost part of the foot. **H.-bone,** the calcaneum.

Hegovia (he-go've-ah). A proprietary mixture containing salol, lithium salicylate, and powdered snails: recommended for enuresis.

Heidenhain's rods (hi'den-hīnz). See *Rod.*

Heineke-Mikulicz operation (hi'nek-e-mik'u-litch). See *Operation.*

Helcoid (hel'koid) [Gr. ἕλκος ulcer + εἶδος form]. Resembling an ulcer.

Helcology (hel-kol'o-je) [Gr. ἕλκος ulcer + λόγος discourse]. The scientific study of ulcers.

Helcoplasty (hel'ko-plas-te) [Gr. ἕλεος ulcer + πλάσσειν to form]. Plastic surgery of ulcers, as by skin-grafting, etc.

Helcosis (hel-ko'sis) [Gr. ἕλκωσις]. Ulceration; the formation of an ulcer.

Helcosol (hel'ko-sol). 1. Bismuth pyrogallate, $C_6H_3(OH)_2OBiO$; a yellow, insoluble powder, containing 60 per cent. of bismuth: an internal and external antiseptic. 2. **Merck's h.,** a greenish-yellow powder, $C_6H_3(OH)_2O_2BiOH$, containing 48 per cent. of bismuth. Dose, 5–15 gr. (0.3–1 gm.).

Helcoso'ma trop'icum. A name proposed by G. J. H. Wright for the micro-organism found by him in the endothelial cells of Delhi boil. Called also *Leishmania tropica.*

Helenin (hel'en-in). A bitter, yellow, crystalline principle, C_6H_6O, from *In'ula Hele'nium,* or elecampane: antiseptic and antispasmodic. Dose, $\frac{1}{6}$–$\frac{1}{3}$ gr. (0.011–0.022 gm.).

Helianthin (he-le-an'thin). An orange-yellow anilin dye. Called also tropeolin dye, methyl-orange, and Poirrier's orange. Its solution is colored red by acid, and yellow by alkalies.

Helicine (hel'is-in) [Gr. ἕλιξ coil]. 1. Of a spiral form. 2. Of or pertaining to the helix.

Helicobacterium (hel''ik-o-bak-te're-um) [Gr. ἕλιξ coil + βακτήριον rod]. A genus or form of schizomycetous microörganisms. **H. aëro'genes,** a gas-producing species from the alimentary canal, in motile rods, single or in chains, growing into long, undulating filaments.

Helicoid (hel'ik-oid) [Gr. ἕλιξ coil + εἶδος form]. Resembling a coil or helix.

Helicopod (hel'ik-o-pod) [Gr. ἕλιξ coil + ποῦς foot]. 1. The dragging gait of some cases of hysteric disorder and of certain paralytics. 2. Having a peculiar walk, in which the feet describe half-circles.

Helicoproteid (hel''ik-o-pro'te-id) [Gr. ἕλιξ snail + *Proteid*]. A glucoproteid substance obtained from the snail, *He'lix poma'ta.*

Helicotrema (hel-ik-o-tre'mah) [Gr. ἕλιξ helix + τρῆμα hole]. The passage that connects the scala tympani and scala vestibuli at the apex of the cochlea.

Heliencephalitis (he''le-en-sef-al-i'tis) [Gr. ἥλιος sun + ἐγκέφαλος brain + -ιτις inflammation]. Inflammation of the brain caused by exposure to the sun.

Heliophobia (he''le-o-fo'be-ah) [Gr. ἥλιος sun + φόβος fear]. Morbid avoidance or dread of sunlight.

Heliosin (he-le-o'sin). A compound containing xeratin and various inorganic salts: used in syphilis.

Heliosis (he-le-o'sis) [Gr. ἥλιος sun]. Sunstroke.

Heliotherapy (he''le-o-ther'ap-e) [Gr. ἥλιος sun + *Therapy*]. The treatment of disease by exposing the body to the sun's rays; the therapeutic use of the sun-bath.

Heliotropin (he-le-ot'ro-pin). Piperonal, or protocatechu-aldehyd-methyl-ester, $C_{17}H_{17}NO_3$; a fragrant crystalline antiseptic and antipyretic base: used in perfumery, etc.

Heliotropism (he-le-o-tro'pizm) [Gr. ἥλιος sun + τροπή a turn]. Chemotropism induced by the action of sunlight.

Helium (he'le-um) [Gr. ἥλιος sun]. A gaseous element that exists in the sun, the air, and in various minerals. Symbol He: Atomic weight 4.

Helix (he'liks) [Gr. ἕλιξ coil]. 1. The margin of the pinna of the ear. 2. A coil of wire, as in an electromagnet.

Hellebore (hel'le-bōr) [L. *helleb'orus;* Gr. ἑλλέβορος]. The root of *Helleb'orus ni'ger,* or black hellebore, violent gastro-intestinal poison, having hydragogue, cathartic, and emmenagogue properties. It is sometimes used in mania, amenorrhea, and ascites. Dose in powder, 10–20 gr. (0.666–1.333 gm.); of *extract,* ½–5 gr. (0.033–0.33 gm.); of *fluid extract,* 5–15 min. (0.333–1 c.c.). **White h.,** veratrum viride.

Helleborein (hel-le-bo're-in). A glucosid, $C_{26}H_{44}O_{16}$, from hellebore: it is mydriatic, and may be used like digitalis in heart-diseases. Dose, $\frac{1}{20}$–$\frac{1}{10}$ gr. (0.0033–0.0066 gm.).

Helleborin (hel-leb'o-rin). A poisonous glucosid from hellebore.

Helleborism (hel'leb-ōr-izm). The poisonous effects of hellebore; also treatment with hellebore.

Helminth (hel'minth) [Gr. ἕλμινς worm]. An intestinal worm or worm-like parasite.

Helminthagogue (hel-min'thag-og) [*Helminth* + Gr. ἀγωγός leading]. Same as *Vermifuge* or *Vermifugal.*

Helminthiasis (hel-min-thi'as-is) [Gr. ἕλμινς worm]. A morbid state due to infestation with worms. **H. elas'tica,** the occurrence of elastic tumors in the groin and axilla, probably due to filariæ.

Helminthic (hel-min'thik). Same as *Helminthagogue.*

Helminthism (hel'min-thizm). The presence of worms in the body.

Helminthology (hel-min-thol'o-je) [Gr. ἕλμινς worm + λόγος science]. The sum of knowledge regarding worms or animal endoparasites.

Helminthophobia (hel-min-tho-fo'be-ah) [Gr. ἕλμινς worm + φόβος fear]. Morbid fear of being infested with worms.

Helmitol (hel'mit-ol). A white powder, methylene citronate of urotropin, used as a urinary antiseptic. Dose, 15 gr. (1 gm.).

Helonin (hel-o'nin). A precipitate from a tincture of *Helo'nias dioi'ca* or *Chamælir'ium lu'teum:* diuretic and anthelmintic. Dose, 2–4 gr. (0.133–0.266 gm.).

Helthin (hel'thin). Amidonaphthol-K-acid, used as a reagent for testing water for the presence of nitrous impurities.

Hem-, Hæm- [Gr αἷμα blood]. A prefix denoting some relation to the blood.

Hemabarometer (hem-ah-bar-om'et-er) [*Hem-* + *Barometer*]. An instrument for ascertaining the specific gravity of the blood.

Hemaboloids (hem-ab-o'loidz). A preparation of organic iron compounds, bone-marrow, nuclein, and beef peptones.

Hemachromatosis (hem''ak-ro-mat-o'sis), General pigmentation of hemic origin.

Hemachrome (hem'ak-rōm) [Gr. αἷμα blood + χρῶμα color]. The red coloring-matter of the blood.

Hemachrosis (hem-ak-ro'sis) [Gr. αἷμα blood + χρῶσις coloring]. Abnormal or excessive redness of the blood.

Hemacyanin (hem-as-i'an-in) [Gr. αἷμα blood + κύανος blue]. A bluish coloring-matter from the blood of certain invertebrates.

Hemacytometer (hem''a-si-tom'et-er) [Gr. αἷμα blood + κύτος cell + μέτρον measure]. An instrument used in counting the blood-corpuscles.

Hemacytozoön (hem''a-si-to-zo'on), pl. *hemacytozo'a* [Gr. αἷμα blood + κύτος cell + ζῷον animal]. Any cellular animal microparasite or species inhabiting the blood.

Hemad (he'mad). 1. Toward the hemal or ventral aspect. 2. A blood-corpuscle.

Hemadostenosis (hem''ad-o-ste-no'sis) [Gr. αἱμάς blood-stream + στένωσις narrowing]. The narrowing or obliteration of a blood-vessel.

Hemadromograph (hem-a-drom'o-graf) [Gr. αἷμα blood + δρόμος course + γράφειν to record]. An instrument for recording the speed of the blood-current.

Hemadromometer (hem''ad-ro-mom'et-er). Same as *Hemodromometer.*

Hemadynamometer (hem''a-di-nam-om'et-er) [Gr. αἷμα blood + δύναμις strength + μέτρον measure]. An apparatus for measuring the pressure of the blood.

Hemafacient (hem-af-a'shent) [Gr. αἷμα blood + L. *fa'cere* to make]. Same as *Hematopoietic.*

Hemafecia (hem-ah-fe'se-ah) [Gr. αἷμα blood + *Feces.*] Blood in the feces.

Hemagglutinin (hem-ag-glu'tin-in). See *Agglutinin.*

Hemagogic (hem-ag-oj'ik). Of the nature of a hemagogue.

Hemagogue (hem'ag-og) [Gr. αἷμα blood + ἀγωγός leading]. 1. Favoring the discharge of blood or of the menses. 2. An agent that promotes a sanguineous discharge.

Hemal (he'mal) [Gr. αἷμα blood]. Of or pertaining to the blood.

Hemalbumin (hem-al-bu'min) [Gr. αἷμα blood + *Albumin*]. 1. Predigested iron-albuminate: used as a remedy. 2. A proprietary preparation of the salts and acid non-coagulating albuminoids of the blood. 3. A patented preparation of blood, containing hematin, hemoglobulin, serum-albumin, paraglobulin, etc.

Hemalum (hem-al'um). A stain used in histologic work, made of hematoxylin and alum.

Hemameba (hem-am-e'bah) [*Hema-* + *Ameba*]. 1. A white blood-corpuscle. 2. A parasitic ameboid microörganism of the blood: particularly a genus of *Hemocytozoa* infesting the blood of man, monkeys, bats, and various birds. It includes the *Plasmodium* of man and the *Hemoproteus* of birds.

Hemanalysis (hem-an-al'is-is) [Gr. αἷμα blood + *Analysis*]. Analysis of the blood.

Hemangio-endothelioma (hem-an''je-o-en-do-the-le-o'mah) [*Hemangioma* + *Endothelioma*]. A new growth of the endothelium of the capillary vessels.

Hemangioma (hem''an-je-o'mah) [Gr. αἷμα blood + *Angioma*]. Angioma containing blood-vessels, but not lymph-vessels; true angioma.

Hemangiosarcoma (hem-an''je-o-sar-ko'mah). Hemangioma blended with sarcoma.

Hemanutrid (hem-an-u'trid). A liquid preparation of hemoglobin, glycerin, and brandy.

Hemapheic, Hæmapheic (hem-af-e'ik). Marked by the presence of hemaphein.

Hemaphein (hem-af-e'in) [Gr. αἷμα blood + φαιός tawny]. A brown coloring-matter of the blood and urine.

Hemapheism, Hemaphæism (hem-af-e'izm). The presence of hemaphein in the urine.

Hemaphobia (hem-af-o'be-ah) [Gr. αἷμα blood + φόβος fear]. Morbid dread of the sight of blood.

Hemaphotograph (hem-af-o'to-graf) [Gr. αἷμα blood + *Photograph*]. A photograph used in estimating the hemoglobin of the blood.

Hemapoiesis (hem''ah-poi-e'sis) [Gr. αἷμα blood + ποίησις formation]. The formation or making of the blood.

Hemapoietic (hem''ah-poi-et'ik). See *Hematopoietic.*

Hemapophysis, Hæmapophysis (hem-ap-of'is-is) [Gr. αἷμα blood + *Apophysis*]. A costal cartilage regarded as an apophysis of the hemal spine.

Hemarobin (hem-ar-o'bin). A proprietary tonic containing hypophosphites, cod-liver oil, etc.

Hemarthrosis (hem-ar-thro'sis) [Gr. αἷμα blood + ἄρθρον joint]. Blood extravasated into a joint or its synovial cavity.

Hematachometer (hem''at-ak-om'et-er) [Gr. αἷμα blood + ταχύς swift + μέτρον measure]. An instrument for measuring the speed of the blood-current.

Hemataloscopy (hem''at-al-los'ko-pe) [Gr. αἷμα blood + ἄλλος other + σκοπεῖν to examine]. The examination of blood to distinguish one kind from another.

Hematapostasis (hem''at-ap-os'tas-is) [Gr. αἷμα blood + ἀπόστασις a standing away]. The metastasis of blood.

Hematein (hem-at-e'in). A brownish-red crystalline substance, $C_{16}H_{12}O_6$, derived from hematoxylin by the successive action of ammonia and acetic acid.

Hematemesis (hem-at-em'es-is) [Gr. αἷμα blood + ἔμεσις vomiting]. The vomiting of blood. **H. puella'ris,** blood-vomiting in girls or young women with no stomach-lesion.

Hematencephalon (hem''at-en-sef'al-on) [Gr. αἷμα blood + *Encephalon*]. The effusion of blood into the brain.

Hematherapy (hem-ath-er'ap-e) [Gr. αἷμα blood + θεραπεία treatment]. Blood-treatment; treatment of disease by the use of prepared arterial blood of bullocks, either by injection or through the mouth.

Hemathermous (hem-ath-er'mus) [Gr. αἷμα blood + θερμός hot]. Having warm blood.

Hematic (he-mat'ik). Pertaining to the blood.

Hematidrosis (hem''at-id-ro'sis) [Gr. αἷμα blood + ἵδρωσις sweating]. The sweating of blood or of a fluid mixed with blood.

Hematimeter (hem-at-im'et-er) [Gr. αἷμα blood + μέτρον measure]. An instrument used in counting the blood-corpuscles.

Hematin (hem'at-in). A brown amorphous or blue-black substance, $C_{34}H_{35}N_4FeO_5$, which, with globin, forms hemoglobin. **H.-albumin,** a brown powder obtained by drying the fibrin of the blood. **Reduced h.,** hemochromogen. **Vegetable h.,** aspergillin.

Hematinic (hem-at-in'ik). Same as *Hematic.*

Hematinometer (hem''at-in-om'et-er). Same as *Hemoglobinometer.*

Hematinuria (hem''at-in-u're-ah) [*Hematin* + Gr. οὖρον urine]. The condition of urine that is tinged with hematin.

Hemato-, Hæmato- [Gr. αἷμα, αἵματος blood]. A prefix denoting some relationship to the blood.

Hematobium, Hæmatobium (hem-at-o'be-um), pl. *hemato'bia* [Gr. αἷμα blood + βίος life]. Any organism that lives in the blood, especially an animal microörganism.

Hematoblast (hem'at-o-blast) [Gr. αἷμα blood + βλαστός germ]. A cell or mass from which a red blood-corpuscle is developed, whether found in the blood or in a hematopoietic tissue.

Hematocatharsis (hem''at-o-kath-ar'sis) [Gr. αἷμα blood + κάθαρσις purging]. The ridding of the blood of toxic substances; blood-lavage.

Hematocele (hem'at-o-sēl) [Gr. αἷμα blood + κήλη tumor]. An effusion of blood into a cavity, especially into the tunica vaginalis testis. **Parametric h., Pelvic h., Retro-uterine h.,** a tumor formed by effusion of blood into Douglas's pouch. **Pudendal h.,** a sanguineous tumor in a labium of the pudenda.

Hematocephalus (hem''at-o-sef'al-us) [Gr. αἷμα blood + κεφαλή head]. A fetus born with a head distended with blood.

Hematochezia (hem''at-o-ke'ze-ah) [Gr. αἷμα blood + χέζειν to go to stool]. The passage of bloody stools.

Hematochlorin (hem''at-o-klo'rin) [Gr. αἷμα blood + χλορός green]. A green coloring matter occurring in the placenta and derived from hemoglobin.

Hematochyluria (hem''at-o-ki-lu're-ah) [Gr. αἷμα blood + χυλός chyle + οὖρον urine]. The discharge of blood and chyle with the urine, due to *Filaria sanguinis hominis.*

Hematocolpos (hem''at-o-kol'pos) [Gr. αἷμα blood + κόλπος vagina]. An accumulation of blood, or menses, in the vagina.

Hematocrite (hem'at-o-krīt) [Gr. αἷμα blood + κρίνειν to separate]. A centrifuge for separating the corpuscles from the liquor sanguinis.

Hematocryal (hem-at-ok're-al) [Gr. αἷμα blood + κρύος cold]. Cold-blooded.

Hematocrystallin (hem''at-o-kris'tal-lin) [Gr. αἷμα blood + κρύσταλλος crystal]. Same as *Hemoglobin.*

Hematocyanin (hem''at-o-si'an-in) [Gr. αἷμα blood + κύανος blue]. A substance allied to hemoglobin occurring in the blood of the octopus. It contains a blue coloring-matter and copper instead of iron.

Hematocyst (hem'at-o-sist) [Gr. αἷμα blood + κύστις bladder]. An effusion of blood into the bladder or into a cyst.

Hematocyte (hem'at-o-sīt) [Gr. αἷμα blood + κύτος cell]. Any blood-corpuscle or blood-cell.

Hematocytolysis (hem''at-o-si-tol'is-is) [*Hematocyte* + Gr. λύσις solution]. Dissolution and disintegration of blood-corpuscles.

Hematocytometer (hem''at-o-si-tom'et-er) [*Hematocyte* + Gr. μέτρον measure]. Same as *Hematimeter.*

Hematocytozoon (hem''at-o-si-to-zo'on) [*Hematocyte* + Gr. ζῷον animal]. A parasite inhabiting the blood-cells. The term *Hemacytozoa* is the name of an order of sporozoa including the parasites of intermittent fever. **H. mala'riæ,** the *Plasmodium malariæ.*

Hematocyturia (hem''at-o-si-tu're-ah) [*Hematocyte* + Gr. οὖρον urine]. The occurrence of blood-corpuscles in the urine.

Hematogen (hem-at'o-jen) [Gr. αἷμα blood + γεννᾶν to produce]. 1. A yellow iron powder derived from the blood: therapeutic. 2. A liquid preparation of iron citrate, acetic acid, and albumin: given for anemia, tuberculosis, and rickets. Dose, 1–4 dr. 3. A proprietary preparation of blood-plasma, glycerin, and wine: used for anemia, rickets, and tuberculosis. Dose, 1–6 dr.

Hematogenesis (hem''at-o-jen'es-is) [*Hemato-* + *Genesis*]. The production of blood.

Hematogenic, Hematogenous (hem''at-o-jen'ik, hem-at-oj'en-us). 1. Produced in the blood, or derived from the blood. 2. Producing blood.

Hematoglobulin (hem''at-o-glob'u-lin). See *Hemoglobin.*

Hematohidrosis (hem''at-o-hid-ro'sis). See *Hematidrosis.*

Hematohiston (hem''at-o-his'ton). The globin of the blood.

Hematoid (hem'at-oid) [Gr. αἷμα blood + εἶδος form]. Resembling blood.

Hematoidin (hem-at-oid'in). A yellow-brown, crystalline substance, $C_{16}H_{18}N_2O_3$, from blood-clots.

Hematokolpos (hem-at-o-kol'pos). See *Hematocolpos.*

Hematokrit (hem'at-o-krit). See *Hematocrite.*

Hematol (hem'at-ol). A therapeutic preparation of sterilized hemoglobin, glycerin, and brandy.

Hematology (hem-at-ol'o-je) [Gr. αἷμα blood + λόγος discourse]. The sum of what is known regarding the blood.

Hematolymphangioma (hem''at-o-lim''fan-je-o'-mah) [Gr. αἷμα blood + L. *lym'pha* lymph + Gr. ἀγγεῖον vessel]. A tumor composed of blood-vessels and lymph-vessels.

Hematolysis (hem-at-ol'is-is) [Gr. αἷμα blood + λύειν to dissolve]. The disintegration and degeneration of the blood.

Hematolytic (hem-at-o-lit'ik). Pertaining to or causing a degeneration of the blood.

Hematoma (hem-at-o'mah), pl. *hemato'mata* [Gr. αἷμα blood]. A tumor containing effused blood. **H. au'ris,** a blood-tumor of the perichondrium of the ear. It is seen in insanity, and is sometimes called *insane ear.* **Dural h.,** a circumscribed subdural effusion of the blood occurring in layers. **Pelvic h.,** an effusion of blood into the pelvic cellular tissue. **Retro-uterine h.,** an effusion of blood into the connective tissue behind the uterus.

Hematomancy, Hematomanteia (hem'at-o-man-se, hem''at-o-man-ti'ah) [Gr. αἷμα blood + μαντεία divination]. Diagnosis by examination of the blood.

Hematomediastinum (hem''at-o-me-de-as-ti'-num) [*Hemato-* + *Mediastinum*]. An effusion of blood in the mediastinum.

Hematometer (hem-at-om'e-ter) [Gr. αἷμα blood + μέτρον measure]. 1. A hemometer. 2. A hemadynamometer.

Hematometra (hem''at-o-me'trah) [Gr. αἷμα blood + μῆτρα uterus]. An accumulation of blood in the uterus.

Hematomonas (hem-at-om'on-as) [Gr. αἷμα blood + μόνας monad]. A genus of protozoan parasites living in the blood.

Hematomphalocele (hem''at-om-fal'o-sēl) [Gr. αἷμα blood + *Omphalocele*]. An umbilical hernia containing blood.

Hematomyelia (hem''at-o-mi-e'le-ah) [Gr. αἷμα blood + μυελός marrow]. An effusion of blood within or upon the spinal cord.

Hematomyelitis (hem''at-o-mi-el-i'tis) [Gr. αἷμα blood + *Myelitis*]. Acute myelitis with bloody effusion.

Hematomyelopore (hem''at-o-mi'el-o-pōr) [Gr. αἷμα blood + μυελός marrow + πόρος opening]. A disease marked by the formation of canals in the spinal cord, due to hemorrhage.

Hematone (hem'at-ōn). A proprietary tonic containing blood-iron albuminates, hydrastis, nux vomica, etc.

Hematonephrosis (hem''at-o-nef-ro'sis). Same as *Hemonephrosis.*

Hematopan (hem-at'o-pan) [Gr. αἷμα blood + L. *pan'is* bread]. A proprietary nutrient preparation of blood and malt.

Hematopericardium (hem''at-o-per-ik-ar'de-um). [Gr. αἷμα blood + *Pericardium*]. An effusion of blood within the pericardium.

Hematopexin (hem''at-o-peks'in). Same as *Hemopexin.*

Hematopexis (hem''at-o-peks'is). Same as *Hemopexis.*

Hematophagous (hem-at-of'ag-us) [Gr. αἷμα blood + φαγεῖν to eat]. Eating or subsisting on blood.

Hematophilia (hem-at-o-fil'e-ah). See *Hemophilia.*

Hematophobia (hem''at-o-fo'be-ah) [Gr. αἷμα blood + φόβος fear]. 1. Morbid dread of the sight of blood. 2. Prejudice against venesection.

Hematophyte (hem'at-o-fīt) [Gr. αἷμα blood + φυτόν plant]. Any microscopic plant-organism or species living in the blood.

Hematoplastic (hem''at-o-plas'tik) [Gr. αἷμα blood + πλάσσειν to mould]. Concerned in the elaboration of the blood.

Hematopoiesis (hem''at-o-poi-e'sis) [Gr. αἷπα blood + ποιεῖν to make]. The formation or production of blood from the food and lymph-products.

Hematopoietic (hem''at-o-poi-et'ik) [Gr. αἷμα blood + ποιεῖν to make]. Pertaining to or taking part in the formation of blood.

Hematoporphyrin (hem''at-o-por'fir-in) [Gr. αἷμα blood + πορφύρεος purple]. Hematin deprived of its iron, $C_{68}H_{74}N_8O_{12}$; iron-free hematin. It is a product of the decomposition of hemoglobin, and is seen in the urine after destruction of the red blood-corpuscles.

Hematoporphyrinuria (hem''at-o-por''fir-in-u'-re-ah). The occurrence of hematoporphyrin in the urine: it may be due to the misuse of sulphonal.

Hematoposia (hem''at-o-po'ze-ah) [Gr. αἷμα blood + πόσις draft]. The drinking of blood as a therapeutic measure.

Hematopostema (hem-at-o-pos-te'ma). An abscess containing extravasated blood.

Hematorrachis, Hemorrachis (hem-at-or'ra-kis, hem-or'ra-kis) [Gr. αἷμα blood + ῥάχις spine]. Hemorrhage into the vertebral canal.

Hematorrhea (hem''at-or-rhe'ah) [Gr. αἷμα blood + ῥοία flow]. A free or copious hemorrhage.

Hematosalpinx (hem''at-o-sal'pingx) [Gr. αἷμα blood + σάλπιγξ tube]. A collection of blood in an oviduct.

Hematoscheocele (hem-at-os'ke-o-sēl) [Gr. αἷμα blood + ὄσχεον scrotum + κήλη tumor]. A collection of blood within the scrotum.

Hematoscope (hem'at-o-skōp) [Gr. αἷμα blood + σκοπεῖν to see]. An instrument for the optical or spectroscopic examination of the blood.

Hematoscopy (hem-at-os'ko-pe) [see *Hematoscope*]. The inspection of the blood, as with a spectroscope.

Hematosepsis (hem''at-o-sep'sis) [Gr. αἷμα blood + σῆψις putrefaction]. The same as *Septicemia.*

Hematosin (hem-at-o'sin). See *Hematin.*

Hematosis (hem-at-o'sis) [Gr. αἷμα blood]. The formation of the blood; also its arterialization, or aëration, in the lungs.

Hematospectroscope (hem''at-o-spek'tro-skōp) [Gr. αἷμα blood + *Spectroscope*]. A form of spectroscope for examining thin layers of blood.

Hematospectroscopy (hem''at-o-spek-tros'ko-pe) [Gr. αἷμα blood + *Spectroscopy*]. The spectroscopic examination of the blood.

Hematospermia (hem''at-o-sper'me-ah) [Gr. αἷμα blood + σπέρμα seed]. The discharge of bloody semen.

Hematostatic (hem''at-o-stat'ik) [Gr. αἷμα blood + στάσις standing]. Due to, or characterized by, stagnation of the blood.

Hematothermal (hem''at-o-ther'mal) [Gr. αἷμα blood + ἑρμη heat]. Having warm blood.

Hematothorax (hem''at-o-tho'raks). See *Hemothorax.*

Hematotoxic (hem''at-o-tox'ik) [*Hemato* + *Toxic*]. Pertaining to blood-poisoning.

Hematotrachelos (hem-at-o-trak-e'los) [Gr. αἷμα blood + τράχηλος neck]. Distention of the cervix of the uterus with blood owing to atresia of the vagina.

Hematotympanum (hem''at-o-tim'pan-um) [Gr. αἷμα blood + *Tympanum*]. A hemorrhagic exudation into the drum-cavity of the ear.

Hematoxic (hem-at-ok'sik). See *Hematotoxic.*

Hematoxin (hem-at-ok'sin). 1. Same as *Hemolysin.* 2. A semivalent diphtheria toxin.

Hematoxylin (hem-at-ok'sil-in). A crystalline stain, $C_{16}H_{14}O_6$, derived from logwood. **Delafield's h.,** a staining-fluid: hematoxylin, 4. gm.; pure alcohol, 25 c.c.; ammonia-alum, 52 gm.; water, 400 c.c.; glycerin, 100 c.c.; methyl alcohol, 100 c.c.

Hematoxylon (hem-at-ox'il-on). See *Hæmatoxylon.*

Hematozemia (hem''at-o-ze'me-ah) [Gr. αἷμα blood + ζημία loss]. A gradual loss of blood.

Hematozoic (hem''at-o-zo'ik). Inhabiting the blood: said of parasites.

Hematozoön (hem''at-o-zo'on), pl. *hematozo'a* [Gr. αἷμα blood + ζῷον animal]. Any animal organism or species that live in the blood. **H. mala'riæ,** the parasite of intermittent fever, known as *Plasmodium malariæ.*

Hematozymosis (hem''at-o-zi-mo'sis) [Gr. αἷμα

blood + ζύμωσις fermentation]. Fermentation of the blood.

Hematropin (hem-at'ro-pin). A proprietary fluid hemoglobin preparation.

Hematuria (hem-at-u're-ah) [Gr. αἷμα blood + οὖρον urine]. The discharge of bloody urine. **Angioneurotic h., Essential renal h.** See *Gull's renal epistaxis*, under *Epistaxis*.

Hemautograph (hem-aw'to-graf) [Gr. αἷμα blood + αὐτός self + γράφειν to write]. A tracing made by an arterial blood-jet.

Hemautography (hem-aw-tog'raf-e). The formation of a hemautograph.

Hemelytrometra lateralis (hem-e-lit-ro-me'-trah lat-er-a'lis) [Gr. αἷμα blood + ἔλυτρον sheath + μήτρα womb]. Accumulation of menstrual blood in a pouch formed by the rudimentary half of a double vagina.

Hemendothelioma (hem-en-do-the-le-o'mah). A form of endothelioma made up of vessels that contain proliferated endothelium: probably caused by the proliferation of vascular endothelium.

Hemeralopia (hem''er-al-o'pe-ah) [Gr. ἡμέρα day + ἀλαός blind + ὤψ eye]. 1. Day-blindness. 2. [Gr. ἡμέρα day + ὤψ eye.] Night-blindness; nyctalopia; a condition in which the patient sees worse at night or in a dim light than his normal vision would seem to warrant.

Hemi- [Gr. ἡμι- half]. A prefix signifying one-half.

Hemiablopsia (hem''e-ab-lep'se-ah). Same as *Hemianopsia*.

Hemiachromatopsia (hem''e-ak-ro-mat-op'se-ah) [*Hemi-* + *Achromatop..a*]. Color-blindness in one-half, or in corresponding halves, of the visual field.

Hemiageusia, Hemiageustia (hem''e-ah-gu'ze-ah, hem''e-ah-gūs'te-ah) [Gr. ἡμι- half + α not + γεύσις taste]. Loss or absence of the sense of taste on one side of the tongue.

Hemialbumin (hem''e-al-bu'min) [*Hemi-* + *Albumin*]. Same as *Anti-albumin*.

Hemialbumose (hem-e-al'bu-mōs). A crystallizable product of the digestion of certain proteids; normally found in bone-marrow, and occurring in the urine of osteomalacia and diphtheria.

Hemialbumosuria (hem-e-al-bu-mo-su're-ah) [*Hemialbumose* + Gr. οὖρον urine]. The presence of hemialbumose in the urine; propeptonuria.

Hemiamblyopia (hem''e-am-ble-o'pe-ah) [*Hemi* + *Amblyopia*]. Impairment of the visual power of one-half of the retina.

Hemiamyosthenia (hem''e-ah-mi-os-the'ne-ah) [Gr. ἡμι- half + α not + μῦς muscle + σθένος strength]. Lack of muscular power on one side of the body.

Hemianacusia (hem''e-an-ak-u'zhe-ah) [Gr. ἡμι- half + αν- not + ἀκουσία hearing]. Loss of hearing on one side.

Hemianalgesia (hem''i-an-al-je'ze-ah) [*Hemi-* + *Analgesia*]. Analgesia of one side of the body.

Hemianesthosia (hem''e-an-es-the'ze-ah) [*Hemi-* + *Anesthesia*]. Anesthesia of either lateral half of the body. **Alternate h., Crossed h.,** anesthesia of one side of the head and of the opposite side of the body. **Cerebral h.,** that which is due to lesion of the internal capsule of the lenticular nucleus. **Mesocephalic h., Pontile h.,** that which is due to disease of the pons. **Spinal h.,** that which is due to a lesion of the spinal cord.

Hemianopia, Hemianopsia (hem''e-an-o'pe-ah, hem''e-an-op'se-ah) [Gr. ἡμι- half + ἀν priv. + ὄψις vision]. Blindness for one-half the field of vision in one or both eyes. **Altitudinal h.,** blindness for either the upper or lower half of the field or vision. **Bilateral h., Binocular h.,** hemianopsia affecting both eyes, **Binasal h., Nasal h.,** blindness on the nasal side of the visual field as to both eyes. **Bitemporal h., Temporal h.,** blindness on the temporal side of the visual field affecting both eyes. **H. bitempora'lis fu'gax,** transient bitemporal hemianopsia, sometimes seen in syphilitic patients. **Crossed h., Heteronymous h.,** binasal or bitemporal hemianopia. **Equilateral h., Homonymous h.,** one which affects the nasal half of one eye and the temporal half of the other. **Unilateral h., Uniocular h.,** hemianopia affecting but one eye.

Hemianosmia (hem''e-an-oz'me-ah). Loss of the sense of smell in one of the nostrils.

Hemiarthrosis (hem''e-ar-thro'sis) [*Hemi-* + *Arthrosis*]. A spurious synchondrosis.

Hemiataxia (hem''e-at-ax'e-ah) [*Hemi-* + *Ataxia*]. Ataxia affecting one side of the body.

Hemiathetosis (hem''e-ath-et-o'sis) [*Hemi-* + *Athetosis*]. Athetosis affecting one side of the body.

Hemiatrophy (hem-i-at'ro-fe). Atrophy of one side of the body or of one-half of an organ or part. **Facial h.,** atrophy of one lateral half of the face: sometimes progressive, and due to a nervous disorder.

Hemic (hem'ik) [Gr. αἷμα blood]. Pertaining to the blood.

Hemicardia (hem-e-kar'de-ah) [Gr. ἡμι- half + καρδία heart]. Either half of a four-chambered heart: *H. dex'tra*, the right heart; *H. sinis'tra*, the left heart.

Hemicellulose (hem-e-sel'u-lōs). A general name for various cellular plant-materials, insoluble in water, but soluble in dilute mineral acids.

Hemicentrum (hem-is-en'trum) [*Hemi-* + *Centrum*]. Either lateral half of a vertebral centrum.

Hemicephalia (hem''e-sef-a'le-ah) [Gr. ἡμι- half + κεφαλή head]. Congenital absence of one lateral half of the skull.

Hemicephalus (hem-e-sef'al-us) [Gr. ἡμι- half + κεφαλή head]. A monster-fetus with only one cerebral hemisphere.

Hemicerebrum (hem-e-ser'e-brum) [*Hemi-* + *Cerebrum*]. A cerebral hemisphere.

Hemichorea (hem''e-ko-re'ah) [*Hemi-* + *Chorea*]. Chorea which affects only one side.

Hemichromosome (hem-e-kro'mo-sōm). A body formed by the longitudinal division of a chromosome.

Hemicollin (hem-e-kol'in) [Gr. ἡμι- half + κόλλα glue]. A substance formed by the digestion of gelatin.

Hemicrania (hem-ik-ra're-ah) [Gr. ἡμι- half + κρανία skull]. 1. Pain or aching in one side of the head. 2. Absence of the inferior bones of the skull.

Hemicraniectomy (hem''e-kra-ne-ek'to-me) [Gr. ἡμι- half + κρανίον cranium + ἐκτομή excision]. Doyen's operation of sectioning the vault of the skull from before backward, near the median line, and forcing the entire side outward, thus exposing half of the brain.

Hemicranin (hem-ik-ra'nin). A proprietary mixture of phenacetin, 5 parts; caffein, 1 part; and citric acid, 1 part: used in hemicrania.

Hemicraniosis (hem''ik-ra-ne-o'sis). A condition marked by hyperostosis on one half of the cranium or face with cerebral involvement.

Hemidesmus (hem-e-des'mus). A genus of asclepiadaceous plants. The root of *H. in'dicus* is used like sarsaparilla. Dose of syrup, ½–1 fl. dr. (2–4 c.c.).

Hemidiaphoresis (hem''e-di-af-o-re'sis) [*Hemi-* + *Diaphoresis*]. A sweating of one side of the body.

Hemidrosis (hem-id-ro'sis). See *Hematidrosis*.

Hemidysesthesia hem''e-dis-es-the'ze-ah) [Gr. ἡμι- half + δυσ- ill + αἴσθησις feeling]. A disorder of sensation affecting one-half of the body.

Hemiencephalus (hem''e-en-sef'al-us) [Gr. ἡμι- half + ἐγκέφαλος brain]. A fetus that lacks the sense-organs of the brain.

Hemiepilepsy (hem-e-ep'il-ep-se) [*Hemi-* + *Epilepsy*]. Epilepsy affecting one-half of the body.

Hemiglossitis (hem''ig-los-i'tis) [Gr. ἡμι- half + γλῶσσα tongue]. Inflammation of one lateral half of the tongue.

Hemihypalgesia (hem''e-hi-pal-je'ze-ah). Hypalgesia affecting one lateral half of the body.

Hemihyperesthesia (hem''e-hi-per-es-the'ze-ah) [Gr. ἡμι- half + *Hyperesthesia*]. Abnormal acuteness of sensation in one lateral half of the body.

Hemihyperidrosis (hem''e-hi-per-id-ro'sis) [Gr. ἡμι- half + ὑπέρ over + ἱδρώς sweat]. Excessive perspiration of one side.

Hemihypertonia (hem''e-hi-per-to'ne-ah) [Gr. ἡμι- half + ὑπέρ over + τόνος tone]. Increased tonicity of the muscles of one side, resulting in tonic contractions: sometimes seen after apoplectic attacks. Called also *Hemitonia*.

Hemihypertrophy (hem-e-hi-per'trof-e) [Gr. ἡμι- half + *Hypertrophy*]. Hypertrophy, or overgrowth, of one-half or one side of the body or of a part. **Facial h.,** hypertrophy of half of the face.

Hemihypotonia (hem''e-hi-po-to'ne-ah) [Gr. ἡμι- half + ὑπό under + τόνος tone]. Defective tonicity of either side of the body.

Hemilateral (hem-e-lat'er-al). Affecting one-half of one side.

Hemilingual (hem-e-ling'gwal) [Gr. ἡμι- half + L. *lin'gua* tongue]. Affecting one side of the tongue.

Hemimelus (hem-im'el-us) [Gr. ἡμι- half + μέλος limb]. A fetus or person with defective limbs.

Hemin (he'min) [Gr. αἷμα blood]. The crystalline chlorid of hematin of which Teichmann's crystals are composed.

Heminal (he'min-al). A soluble brown or blackish powder containing hemoglobin and hematin: used in anemia, scrofula, rickets, neurasthenia, etc. Dose, 8–16 gr. (0.5–1 gm.).

Hemineurasthenia (hem''e-nu-ras-the'ne-ah) [*Hemi-* + *Neurasthenia*]. Neurasthenia affecting one side only.

Hemiopalgia (hem''e-op-al'je-ah) [Gr. ἡμι- half + ὤψ eye + ἄλγος pain]. Pain in one side of the head and in one eye.

Hemiopia (hem-e-o'pe-ah). 1. Hemianopia. 2, Absence of visual power in one-half of the retina.

Hemiopic (hem-e-op'ik) [Gr. ἡμι- half + ὤψ eye]. 1. Affecting one eye. 2. Pertaining to hemiopia.

Hemipagus (hem-ip'ag-us) [Gr. ἡμι- half + πάγος union]. Twin fetuses united at the thorax.

Hemiparanesthesia (hem''e-par-an-es-the'ze-ah) [*Hemi-* + Gr. παρά below + *Anesthesia*]. Anesthesia of the lower half of one side of the body.

Hemiparaplegia (hem''e-par''ap-le'je-ah) [*Hemi-* + *Paraplegia*]. Paralysis of the lower half of one side of the body.

Hemiparesis (hem-e-par'es-is) [*Hemi-* + *Paresis*]. Paresis affecting one side.

Hemipeptone (hem-e-pep'tōn) [Gr. ἡμι- half + *Peptone*]. One of the intermediate products of pepsin digestion. It is formed along with antipeptone, and differs from the latter in being convertible into tyrosin and leucin.

Hemiplegia (hem-e-ple'je-ah) [Gr. ἡμι- half + πλήγη stroke]. Paralysis of one side of the body. **Alternate h.,** that which affects one side of the face and the opposite side of the body. Called also *Crossed h.* **Cerebral h.,** that which is due to a lesion of the brain. **Crossed h.** See *Alternate h.* **Facial h.,** paralysis of one side of the face, the body being unaffected. **Hephestic h.,** a hemiplegia, with spasms, peculiar to blacksmiths. **Spastic h.,** hemiplegia with spasms and atrophy: usually infantile. **Spinal h.,** a form due to a lesion of the spinal cord.

Hemiplegic (hem-e-plej'ik). Pertaining to or of the nature of hemiplegia.

Hemiprotein (hem-e-pro'te-in) [*Hemi-* + *Protein*]. The same as *Anti-albumin*.

Hemiscotosis (hem''e-sko-to'sis). Blindness of one-half of a retina.

Hemisection (hem-e-sek'shun). 1. Bisection. 2. A section or cutting of one-half.

Hemiseptum (hem-e-sep'tum). Either half of a septum; especially the lamina of the septum pellucidum.

Hemisomus (hem-e-so'mus) [Gr. ἡμι- half + σῶμα body]. A monster-fetus with one side of the body absent.

Hemispasm (hem'e-spazm). Spasm affecting one side only.

Hemisphere (hem'is-fēr) [*Hemi-* + *Sphere*]. Either lateral half of the cerebrum or cerebellum.

Hemisystole (hem-e-sis'to-le) [*Hemi-* + *Systole*]. Systole of only one ventricle of the heart, resulting in only one pulse-beat for every two beats of the heart.

Hemiterata (hem-e-ter'at-ah) [Gr. ἡμι- half + τέρας monster]. A group of congenitally deformed individuals that cannot be classed as teratisms or monstrosities.

Hemiteric, Hemiteratic (hem-e-ter'ik, hem''e-ter-at'ik) [Gr. ἡμι- half + τέρας monster]. Congenitally deformed but not monstrous.

Hemithermo-anesthesia (hem-e-ther-mo-an-es-the'ze-ah). Insensibility to heat and cold in one side of the body.

Hemitomias (hem-e-to'me-as) [Gr.]. A half-eunuch; a person deprived of one testicle.

Hemitonia (hem-e-to'ne-ah) [Gr. ἡμι half + τονία tension]. Same as *Hemihypertonia*.

Hemitoxin (hem-e-tok'sin). A toxin whose toxicity has been reduced to one half.

Hemitremor (hem-e-tre'mor). Tremor of one side of the body.

Hemlock (hem'lok). 1. Conium. 2. Any fir-tree of the genus *Tsu'ga;* especially *T. canaden'sis*, the source of Canada pitch, of the volatile oil of hemlock, and of an astringent extract.

Hemo-, Hæmo- [Gr. αἷμα blood]. A prefix denoting some relationship to the blood.

Hemo-agglutination (he''mo-ag-glu-tin-a'shun). The agglutination of red blood-cells by the action of alien cells.

Hemo-alkalimeter (he''mo-al-kal-im'et-er). An instrument for ascertaining the alkalinity of the blood.

Hemobilinuria (hem''o-bi-lin-u're-ah) [Gr. αἷμα blood + *Bilin* + Gr. οὖρον urine]. The presence of urobilin in the blood and urine.

Hemocatatonistic (hem''o-kat-ah-to-nis'tik). Lessening the cohesion between the hemoglobin and the erythrocytes of the blood.

Hemocelom, Hæmocœlom (hem-o-se'lom, hem-o-

se'lom) [*Hemo-* + *Celom*]. The part of the celom whence the heart is developed.

Hemochromatosis (hem''o-kro-mat-o'sis) [Gr. αἷμα blood + χρῶμα color]. A disease characterized by pigmentation of the skin and viscera with hemosiderin and hemofuscin.

Hemochromogen (hem-o-kro'mo-jen) [Gr. αἷμα blood + χρῶμα color + γεννᾶν to produce]. A crystalline coloring-matter, $C_{34}H_{37}N_4FeO_5$, derivable from hemoglobin.

Hemochromometer (hem''o-kro-mom'et-er) [Gr. αἷμα blood + χρῶμα color + μέτρον measure]. An instrument for making color-tests of the blood to determine the proportion of hemoglobin.

Hemochromometry (hem''o-kro-mom'et-re). Determination of the quantity of hemoglobin in the blood.

Hemoclasis (he-mok'las-is) [Gr. αἷμα blood + κλάσις destruction]. Destruction or dissolution of erythrocytes; hemolysis.

Hemoclastic (hem-o-klas'tik). Causing destruction or dissolution of erythrocytes.

Hemococcidium (hem''o-kok-sid'e-um). Same as *Plasmodium*.

Hemoconia (hem-o-ko'ne-ah). Same as *Hemokonia*.

Hemocryoscopy (hem-o-kri-os'ko-pe) Gr. αἷμα blood + *Cryoscopy*]. Cryoscopy of the blood.

Hemocrystallin (hem-o-kris'tal-lin). Same as *Hemoglobin*.

Hemocyanin (hem-o-si'an-in) [Gr. αἷμα blood + κύανος blue]. A blood coloring-matter from the blood of species of octopus.

Hemocyte (hem'o-sīt). Same as *Hematocyte*.

Hemocytolysis (hem''o-si-tol'is-is) [*Hemocyte* + Gr. λύειν to dissolve]. The breaking down or destruction of the blood-corpuscles.

Hemocytometer (hem''o-si-tom'et-er). See *Hematimeter*.

Hemocytotripsis (hem''o-si-to-trip'sis) [*Hemocyte* + Gr. τρίβειν to rub]. The disintegration of the blood-corpuscles by reason of pressure.

Hemocytozoön (hem''o-si-to-zo'on), pl. *hemocytozo'a* [Gr. αἷμα blood + *Cytozoön*]. Any animal microparasite inhabiting the blood cells.

Hemodiagnosis (hem''o-di-ag-no'sis) [Gr. αἷμα blood + *Diagnosis*]. Diagnosis by examination of the blood.

Hemodiastase (hem-o-di'as-tās) [Gr. αἷμα blood + *Diastase*]. An amylolytic enzyme found in the blood.

Hemodromograph (hem-o-drom'o-graf). A recording hemodromometer.

Hemodromometer (hem''o-dro-mom'et-er) [*Hemo-* + Gr. δρόμος course + *Meter*]. An instrument for measuring the speed of the blood-current.

Hemodynamometer (hem''o-di-nam-om'et-er). See *Hemadynamometer*.

Hemoferrogen (hem-o-fer'ro-jen). A preparation of dried blood: useful in anemia and chlorosis.

Hemoferrum (hem-o-fer'rum). Oxyhemoglobin.

Hemofuscin (hem-o-fus'sin) [*Hemo-* + L. *fus'cus* brown]. A brown coloring-matter of the blood, derived from the breaking up of hemoglobin.

Hemogallol (hem-o-gal'lol). A preparation of defibrinated blood and pyrogallol, in a dark-red powder: a hematinic. Dose, 15–30 gr. (1–2 gm.).

Hemogenesis (hem-o-jen'es-is). Hematogenesis.

Hemogenic (hem-o-jen'ik). See *Hematogenic*.

Hemoglobin (hem-o-glo'bin) [*Hemo-* + *Globin*]. The coloring-matter of the red blood-corpuscles, containing iron. It is a reddish crystalline compound of complex composition, consisting of a protein, globulin, combined with hematin. In its ordinary form, *oxyhemoglobin*, it is of a bright-red color and contains oxygen, which it readily parts with and becomes *reduced h.*, which is of a purple color and absorbs oxygen from the air. Hemoglobin is used as a remedy in anemia in doses of ½–2 gr. (0.033–0.133 gm.).

Hemoglobinemia (hem''o-glo-bin-e'me-ah) [*Hemoglobin* + Gr. αἷμα blood]. The abnormal presence of hemoglobin in the plasma of the blood.

Hemoglobinocholia (hem''o-glo''bin-o-ko'le-ah) [*Hemoglobin* + Gr. χολή bile]. The occurrence of hemoglobin in the bile.

Hemoglobinometer (hem''o-glo-bin-om'et-er) [*Hemoglobin* + *Meter*]. An instrument for measuring the hemoglobin of the blood.

Hemoglobinuria (hem''o-glo-bin-u're-ah) [*Hemoglobin* + Gr. οὖρον urine]. The presence of hemoglobin in the urine. It is due to destruction of the blood-corpuscles in the vessels or in the urinary passages. **Epidemic h.**, hemoglobinuria of young infants: attended with cyanosis, jaundice, etc. Called also *Winckle's disease* and *Maladie bronzee*. **Epidemic h. of cattle**, a disease said to be due to a microbe, *Neisse'ria Babe'sii*. **Intermittent h., Paroxysmal h.**, a form with recurrent febrile paroxysms. **Malarial h.**, blackwater fever of hot climates. **Toxic h.**, that which is consequent upon the ingestion of various poisons.

Hemogregarina (hem''o-greg-ar-i'nah). A genus of protozoans parasitic in the blood-corpuscles of reptiles and amphibians.

Hemokonia (hem-o-ko'ne-ah), pl. *hemoko'niæ* [Gr. αἷμα blood + κόνις dust]. Any one of a very great number of small refractive bodies in the blood, supposed to be fragments of the blood-corpuscles, collectively called the blood-dust.

Hemol (he'mol). A dark-brown powder prepared from hemoglobin by deoxidizing by zinc. It is used for anemia. Dose, 1½–7½ gr. (0.1–0.5 gm.). **Bromated h.**, a preparation of hemol containing 2.7 per cent. of bromin. **Copper-h.**, hemol containing 2 per cent. of copper. **Zinc-h.**, hemol containing 1 per cent. of zinc: a brown powder, useful in diarrhœa, etc. Dose, 8 gr. (0.5 gm.).

Hemol-arsenic (he-mol-ar'sen-ik). Same as *Arsenhemol*.

Hemoleukocyte (hem-o-lu'ko-sīt). A white blood-corpuscle.

Hemolipase (hem-o-lip'ās). A ferment of the blood capable of saponifying fats.

Hemology (he-mol'o-je). See *Hematology*.

Hemolymph (hem'o-limf) [Gr. αἷμα blood + *Lymph*]. 1. The blood and lymph. 2. The nutrient fluid, or blood, of certain invertebrates.

Hemolysin (he-mol'is-in) [Gr. αἷμα blood + λύσις dissolution]. A substance produced in the body by bacterial and other action and capable of destroying the red-corpuscles. A hemolysin is formed in the body of an animal into which red corpuscles of another animal have been introduced, capable of dissolving the red corpuscles of the animal from which the blood was derived. The h. formed by the injection of blood from the same species of animal is called *isolysin* or *homolysin*; that by the injection from another species, a *heterolysin*; one which destroys cells of the animal's own body is an *autolysin*.

Hemolysis (he-mol'is-is). Same as *Hematolysis*.

Hemolytic (hem-o-lit'ik). Same as *Hematolytic*.

Hemolyzation (hem''ol-iz-a'shun). The production of hemolysis.

Hemomediastinum (hem''o-me-de-as-ti'num). Same as *Hematomediastinum*.

Hemometer (he-mom'et-er). See *Hematometer*.

Hemometra (hem-o-me'trah) [*Hemo-* + Gr. μήτρα womb]. See *Hematometra*.

Hemometry (he-mom'et-re) [Gr. αἷμα blood + μέτρον measure]. Measurement of the hemoglobin or of the number of corpuscles in the blood.

Hemonephrosis (hem''o-nef-ro'sis) [Gr. αἷμα blood + νεφρός kidney]. Presence of blood in the pelvis of the kidney.

Hemonervine (hem-o-ner'vīn). A nerve- and blood-tonic, containing calcium phosphoglycerate, hemoglobin, iron, and strychnin nitrate.

Hemopericardium (hem''o-per-e-kar'de-um). Same as *Hematopericardium*.

Hemoperitoneum (hem''o-per-it-o-ne'um) [*Hemo-* + *Peritoneum*]. The presence of extravasated blood in the peritoneal cavity.

Hemopexin (hem-o-peks'in) [Gr. αἷμα blood + πῆξις fixation]. A ferment which coagulates blood.

Hemopexis (hem-o-peks'is) [Gr. αἷμα blood + πῆξις fixation]. Coagulation of blood; the coagulation-time of the blood.

Hemophagocyte (hem-o-fag'o-sīt) [*Hemo-* + *Phagocyte*]. Any white blood-corpuscle.

Hemophilia (hem-o-fil'e-ah) [Gr. αἷμα blood + φιλεῖν to love]. A strong and abnormal tendency to bleeding or hemorrhage, usually hereditary. **Renal h.** See *Gull's renal epistaxis*, under *Epistaxis*.

Hemophiliac (hem-o-fil'e-ak). A person subject to hemophilia.

Hemophilic (hem-o-fil'ik) [Gr. αἷμα blood + φιλεῖν to love]. Fond of blood; living in blood.

Hemophotograph (hem-o-fo'to-graf). A photograph of blood-corpuscles.

Hemophthalmia, Hemophthalmus (hem-of-thal'me-ah, hem-of-thal'mus) [Gr. αἷμα blood + ὀφθαλμός eye]. An extravasation of blood within the eye.

Hemoplastic (hem-o-plas'tik) [Gr. αἷμα blood + πλάσσειν to form]. Concerned in the elaboration of the blood; hematoplastic.

Hemopneumopericardium (hem-o-nu-mo-per-e-kar'de-um). Pneumopericardium with hemorrhagic effusion.

Hemopneumothorax (hem''o-nu-mo-tho'rax) [Gr. αἷμα blood + *Pneumothorax*]. Hemothorax and pneumothorax together.

Hemopoiesis (hem''o-poi-e'sis). Same as *Hematopoiesis*.

Hemoprecipitin (hem''o-pre-cip'it-in). A blood-precipitin.

Hemoproctia (hem-o-prok'she-ah) [Gr. αἷμα blood + πρωκτός anus]. Hemorrhage from the rectum.

Hemoproteus (hem-o-pro'te-us). A genus of protozoans parasitic in the blood-corpuscles of birds.

Hemopsonin (hem-op-so'nin) [Gr. αἷμα blood + *Opsonin*]. See *Erythrocyto-opsonin*.

Hemoptysis (hem-op'tis-is) [Gr. αἷμα blood + πτύειν to spit]. The spitting of blood. **Parasitic h.**, a disease caused by infection of the lungs with *Parago'nimus Westerman'ii*. It is marked by cough and spitting of blood, and by gradual deterioration of health. Called also *Pulmonary distomatosis* and *Lung-fluke disease*.

Hemoquinin (hem-o-kwin'in). A preparation of iron, manganese, quinin, and arsenic: used in chlorosis and malarial cachexia.

Hemorrhage, Hæmorrhage (hem'or-rej) [Gr. αἷμα blood + ῥηγνύναι to burst forth]. A copious escape of blood from the vessels; bleeding. **Accidental h.**, hemorrhage during pregnancy, due to premature detachment of the placenta. **Arterial h.**, the escape of blood from an artery or a ruptured aneurysm. **Capillary h.**, the oozing of blood from the minute vessels. **Capsuloganglionic h.**, hemorrhage into the basal ganglia and internal and external capsule of the brain. **Cerebral h.**, a hemorrhage into the cerebrum or occurring within the cranium. Cerebral hemorrhages are classed as dural, meningeal, supradural, epidural, subdural, etc. **Concealed h.**, hemorrhage without escape of blood from the body. **Consecutive h.**, that which does not directly follow an injury. **Critical h.**, that which marks the crisis of a disease. **Essential h.**, one not due to an injury. **External h.**, one in which blood escapes from the body. **Gravitating h.**, hemorrhage into the spinal canal, in which the blood settles to the lower part of the canal from the force of gravity. **Intermediary h.** Same as *Recurring h.* **Internal h.**, hemorrhage in which the extravasated blood remains within the body. **Intrapartum h.**, hemorrhage occurring during parturition. **Parenchymatous h.**, capillary hemorrhage into the substance of an organ. **Petechial h.**, hemorrhage that occurs in minute points beneath the skin. **Postpartum h.**, that which occurs soon after labor, or childbirth. **Primary h.**, that which occurs as an immediate result of an accident. **Recurring h.**, that which has been once stopped by clots, but returns after the period of reaction, the clots being displaced by the blood-current. **Secondary h.**, that which follows an accident or injury after a considerable lapse of time. **Spontaneous h.**, the bleeding of hemophilia. **Unavoidable h.**, that which results from the detachment of a placenta prævia. **Venous h.**, the escape of blood from a wounded vein. **Vicarious h.**, a discharge of blood from any part in consequence of the suppression of a discharge from another part.

Hemorrhagic (hem-or-aj'ik). Pertaining to or characterized by hemorrhage.

Hemorrhagin (hem-o-ra'jin). A cytolysin existing in certain venoms and poisons, such as snake venom and ricin, which is destructive to endothelial cells and blood vessels.

Hemorrhea, Hemorrhœa (hem-or-re'ah) [Gr. αἷμα blood + ῥοία flow]. A copious discharge of blood.

Hemorrhoid (hem'or-roid) [Gr. αἱμορῥοΐς]. A pile, or vascular tumor of the rectal mucous membrane. **External h's**, hemorrhoids situated outside the sphincter ani. **Internal h's**, hemorrhoids situated within the sphincter ani. **Lingual h.**, a swelling of certain veins at the root of the tongue.

Hemorrhoidal (hem-or-roid'al). Pertaining to, or of the nature, of hemorrhoids.

Hemosalpinx (hem-o-sal'pinx). Dilatation of an oviduct with blood.

Hemoscope (hem'o-skōp). Same as *Hematoscope*.

Hemosiderin (hem-o-sid'er-in) [Gr. αἷμα blood + σίδηρος iron]. 1. A golden-yellow pigment containing iron, found in various phagocytic cells of the blood. 2. A preparation containing the iron of the blood.

Hemosiderosis (hem-o-sid-er-o'sis). A condition in which hemosiderin is deposited in the lobes of the liver. It is due to destruction of the blood-corpuscles, such as occurs in pernicious anemia, etc.

Hemosozic (hem-o-so'zik) [Gr. αἷμα blood + σώζειν to save]. Preventing hemolysis; antihemolytic.

Hemospasia (hem-o-spa'zhe-ah) [Gr. αἷμα blood + σπᾶν to draw]. The drawing of blood, especially by cupping.

Hemospast (hem'o-spast). A cup or other device for drawing blood.

Hemospastic (hem-o-spas'tik). Serving to draw or extract blood.

Hemospermia (hem-o-sper'me-ah) [Gr. αἷμα blood + σπέρμα seed]. A bloody condition of the semen.

Hemosporidia. See *Hæmosporidia.*

Hemosporidium (hem''o-spor-id'e-um), pl. *hemosporid'ia* [Gr. αἷμα blood + *Sporidium*]. See *Plasmodium.*

Hemostasis (hem-os'tas-is) [Gr. αἷμα blood + στάσις halt]. 1. The arrest of an escape of blood. 2. The checking of the flow of blood through any part or vessel.

Hemostat (hem'o-stat). 1. An apparatus or a medicine for checking hemorrhage. 2. A proprietary remedy for nose-bleed, containing tannin, quinin sulphate, lard, and benzoic acid; used externally.

Hemostatic (hem-os-tat'ik) [Gr. αἷμα blood + στατικός standing]. 1. Checking the flow of blood. 2. An agent that arrests the flow of blood. **Martin's h.,** surgeon's agaric impregnated with ferric chlorid.

Hemostatin (hem-os'tat-in). 1. A therapeutic extract of the thymus gland of calves. 2. Tribromphenol-bismuth.

Hemosterol (hem-os'te-rol). A therapeutic agent derived from the flesh of animals.

Hemostyptic (hem-o-stip'tik). Same as *Hemostatic.*

Hemotachometer (hem''o-tak-om'et-er) [Gr. αἷμα blood + τάχος swiftness + μέτρον measure]. An instrument for measuring the swiftness of the blood-current.

Hemothorax (hem-o-tho'rax) [Gr. αἷμα blood + θώραξ chest]. A collection of blood in the thoracic cavity.

Hemotoxic (hem-o-tok'sik) [Gr. αἷμα blood + τοξικόν poison]. Poisonous to the blood.

Hemotoxin (hem-o-toks'in). A cytotoxin found in the blood, and capable of destroying blood-cells.

Hemotropic (hem-to-trop'ik) [Gr. αἷμα blood + τρόπος a turning]. Same as *Haptophoric.*

Hemp (hemp). See *Cannabis;* also *Apocynum.*

Henbane (hen'bān). See *Hyoscyamus.*

Henle's layer, loop, membrane, etc. (hen'lēz). See *Layer, Loop, Membrane,* etc.

Henna (hen'ah). The dried and powdered leaves of *Lawso'nia al'ba,* a cosmetic and hair-dye, and a useful astringent.

Henpue, Henpuye (hen-poo'ye) [West African]. See *Goundou.*

Henry (hen're) [after Joseph *Henry,* 1797–1878]. The unit of electric induction.

Henry's law (hen'rēz). See *Law.*

Hepaptosia, Hepaptosis (hep-ap-to'se-ah, hep-ap-to'sis). Same as *Hepateptosis.*

Hepar (he'par) [L. for "liver"; Gr. ἧπαρ]. The liver: also a liver-like or liver-colored substance. **H. loba'tum,** a liver divided into numerous lobes by deep fissures produced by syphilis. **H. sicca'tum,** the dried and powdered liver of pigs: used as a food and medicine in organic diseases of the liver. Daily dose, 300 gr. (20 gm.). **H. sul'phuris,** potassium sulphid with sulphur; the liver of sulphur.

Heparaden (he-par'ad-en) [Gr. ἧπαρ liver + ἀδήν gland]. A therapeutic preparation of animal livers, 2 parts, and milk-sugar, 1 part: for use in jaundice.

Hepatalgia (hep-at-al'je-ah) [Gr. ἧπαρ liver + ἄλγος pain]. Pain in the liver.

Hepatargy (hep'at-ar-je) [Gr. ἧπαρ liver + ἀργία inactivity]. Hepatic auto-intoxication; auto-intoxication from defective liver action.

Hepatatrophia (hep-at-at-ro'fe-ah) [Gr. ἧπαρ liver + ἀτροφία atrophy]. Atrophy of the liver.

Hepatauxe (hep-at-awks'e) [Gr. ἧπαρ liver + αὐξή increase]. Enlargement of the liver.

Hepatectomy (hep-at-ek'to-me) Gr. ἧπαρ liver + ἐκτομή excision]. Excision of a portion of the liver.

Hepatic (he-pat'ik) [L. *hepat'icus;* Gr. ἡπατικός]. Pertaining to the liver.

Hepaticocholecystostcholecystenterostomy (hep-at''ik-o-ko-le-sist''ost-ko-le-sis-ten-ter-os'to-me). The formation of an anastomosis between the gall-bladder and the hepatic duct and between the intestine and the gall-bladder.

Hepaticoduodenostomy (hep-at''ik-o-duo-den-os'to-me). The operation of forming an anastomosis between the hepatic duct and the duodenum.

Hepaticogastrostomy (hep-at''ik-o-gas-tros'to-me). The operation of uniting the hepatic duct to the stomach.

Hepaticolithotripsy (hep-at''ik-o-lith'o-trip-se). The operation of crushing a stone in the hepatic duct.

Hepaticostomy (hep-at-ik-os'to-me) [Gr. ἡπατικός hepatic + στόμα mouth]. The creation of an artificial opening into the hepatic duct.

Hepaticotomy (hep-at-ik-ot'o-me) [Gr. ἡπατικός hepatic + τομή cutting]. The operation of opening the hepatic duct.

Hepatin (hep'at-in). See *Glycogen.*

Hepatism (hep'at-izm). Ill-health due to liver-disease.

Hepatitis (hep-at-i'tis). Inflammation of the liver. **Acute parenchymatous h.,** acute yellow atrophy of the liver. **Chronic interstitial h.,** cirrhosis of the liver. **H. exter'na, External h.,** perihepatitis. **H. seques'trans,** hepatitis with necrosis and disintegration of the liver tissue. **Suppurative h.,** abscess of the liver.

Hepatization (hep-at-iz-a'shun) [L. *he'par* liver]. The change of tissue into a liver-like substance. **Gray h.,** hepatization of the lung in which the affected tissue has a gray color. **Red h.,** a form in which the affected tissue is red from excess of blood.

Hepato- [L. *he'par;* Gr. ἧπαρ liver]. A prefix denoting some relation to the liver.

Hepatocele (he-pat'o-sēl) [Gr. ἧπαρ liver + κήλη hernia]. Hernial protrusion of a part of the liver.

Hepatocholangio-enterostomy (hep''at-o-ko-lan-je-o-en-ter-os'to-me) [Gr. ἧπαρ liver + χολή bile + ἀγγεῖον vessel + ἔντερον intestine + στόμα mouth]. Surgical formation of a communication between the liver and the intestine.

Hepatocirrhosis (hep''at-o-sir-ro'sis) [*Hepato-* + *Cirrhosis*]. Cirrhosis of the liver.

Hepatocystic (hep''at-o-sis'tik). Pertaining to the liver and gall-cyst.

Hepatoduodenostomy (hep''at-o-du-o-den-os'to-me) [Gr. ἧπαρ liver + *Duodenum* + Gr. στόμα mouth]. The surgical creation of an opening from the liver into the duodenum.

Hepatodynia (hep''at-o-din'e-ah) [Gr. ἧπαρ liver + ὀδύνη pain]. Pain in the liver.

Hepatodysentery (hep''at-o-dis'en-ter-e). Dysentery due to inflammation of the liver.

Hepatogenic, Hepatogenous (hep''at-o-jen'ik, hep-at-oj'en-us) [Gr. ἧπαρ liver + γεννᾶν to produce]. Produced in the liver.

Hepatolith (hep'at-o-lith) [Gr. ἧπαρ liver + λίθος stone]. A gall-stone, especially one within the liver.

Hepatolithectomy (hep''at-o-lith-ek'to-me) [Gr. ἧπαρ liver + λίθος stone + ἐκτομή excision]. Excision of a calculus from the liver or the hepatic duct.

Hepatolithiasis (hep''at-o-lith-i'as-is) [*Hepato-* + *Lithiasis*]. The formation of calculi in the liver or gall-cyst.

Hepatolytic (hep''at-o-lit'ik) [Gr. ἧπαρ liver + λύσις dissolution]. Destructive to hepatic tissue.

Hepatomalacia (hep''at-o-mal-a'se-ah) [Gr. ἧπαρ liver + μαλακία softening]. Softening of the liver.

Hepatomelanosis (hep''at-o-mel-an-o'sis). Melanosis of the liver.

Hepatopathy (hep-at-op'ath-e) [Gr. ἧπαρ liver + πάθος disease]. Any disease of the liver.

Hepatopexy (hep'at-o-peks-e) [Gr. ἧπαρ liver + πηγνύναι to fix]. Surgical fixation of the displaced liver to the abdominal wall.

Hepatophage (hep'at-o-fāj) [Gr. ἧπαρ liver + φάγειν to eat]. A giant-cell supposed to destroy the liver-cells.

Hepatophlebitis (hep''at-o-fleb-i'tis). Inflammation of the veins of the liver.

Hapatophlebotomy (hep''at-o-fle-bot'o-me) [Gr. ἧπαρ liver + *Phlebotomy*]. The aspiration of blood from the liver.

Hepatoptosis (hep''at-op-to'sis) [Gr. ἧπαρ liver + πτῶσις falling]. Dislocation of the liver; movable liver.

Hepatopulmonary (hep''at-o-pul'mo-na-re). Relating to or affecting the liver and the lungs.

Hepatorenal (hep''at-o-re'nal). Pertaining to the liver and kidneys.

Hepatorrhaphy (hep-at-or'raf-e) [Gr. ἧπαρ liver + ῥαφή suture]. The suturing of the liver.

Hepatorrhea (hep''at-or-re'ah) [Gr. ἧπαρ liver + ῥοία flow]. A morbidly excessive secretion of bile; any morbid flow from the liver.

Hepatorrhexis (hep''at-or-rek'sis) [Gr. ἧπαρ liver + ῥῆξις rupture]. Rupture of the liver.

Hepatostomy (hep-at-os'to-me) [Gr. ἧπαρ liver + στόμα mouth]. The making of an opening into the liver, as for the removal of gall-stones.

Hepatotherapy (hep''at-o-ther'ap-e) [Gr. ἧπαρ liver + θεραπεῖν treatment]. Treatment of disease by the administration of raw pulped liver.

Hepatotomy (hep-at-ot'om-e) [Gr. ἧπαρ liver + τόμη cut]. Surgical incision of the liver. **Transthoracic h.,** the operation of incising the liver for abscess by resecting a rib, opening the pleural sac, and incising the diaphragm.

Hepatotoxemia (hep''at-o-tox-e'me-ah) [Gr. ἧπαρ liver + *Toxemia*]. Blood-poisoning originating in the liver.

Hepatotoxin (hep''at-o-toks'in) [Gr. ἧπαρ liver + *Toxin*]. A toxin destructive to liver-cells.

Hephestic (he-fes'tik) ['Ηφαιστος Vulcan]. Characteristic of blacksmiths. **H. spasm.** See *Hemiplegia, Hephestic.*

Hephestiorrhaphy (hef-es-te-or'raf-e) ['Ηφαιστος Vulcan + ῥαφή suture]. Cauterization of the edges of a wound to produce adhesions.

Heptad (hep'tad) [Gr. ἑπτά seven]. Any element having a valency of seven.

Heptane (hep'tane). A hydrocarbon, C_7H_{16}, from pine-resin and petroleum · identical with abietene.

Heptose (hep'tōs) [Gr. ἑπτά seven]. Any sugar whose molecule contains seven atoms of carbon.

Heptosuria (hep-to-su're-ah). Presence of a heptose in the urine.

Herapathite (her'ap-ath-īt) [for W. B. *Herapath,* 1820–1868]. Quinin iodosulphate: used chiefly in microscopy. **Cinchonin h.,** antiseptol, or cinchonin iodosulphate.

Herb (erb, herb) [L. *her'ba*]. Any leafy plant without a woody stem.

Herbivorous (her-biv'or-us) L. *her'ba* grass + *vora're* to cat]. Subsisting upon grasses and herbs.

Hereditary (he-red'it-a-re) [L. *heredita'rius*]. Derived from ancestry or obtained by inheritance.

Hereditation (he-red-it-a'shun). The influence of heredity.

Heredity (he-red'it-e) [L. *hered'itas*]. The inheritance of qualities or of diseases from ancestry. **Cumulative h.,** that which comes from many generations of ancestors. **Immediate h.,** that due to the parents. **Mediate h.,** that which comes from the grandparents.

Heredo-ataxia (her''ed-o-at-aks'e-ah). Friedreich's ataxia.

Heredosyphilis (her''ed-o-sif'il-is). Inherited syphilis.

Heredotuberculosis (her''ed-o-tu-ber-ku-lo'sis). Inherited tuberculosis.

Hermaphrodism, Hermaphroditism (her-maf'rod-izm, her-maf'rod-it-izm) [Gr. Ἑρμῆς Mercury + Ἀφροδίτη Venus]. Double or doubtful sex. **Complex h.,** the existence in the same individual of the internal and external organs of both sexes. **Dimidiate h.,** that in which the organs of one side are male and of the other female: called also *Lateral h.* **H. with excess,** when the subject has the perfect organs of either sex with some that pertain to the other sex. **Female h.,** when the sexual organs are predominantly female, but have some of the characters of the male sex. **Lateral h.** See *Dimidiate h.* **Male h.,** when the person is of the male sex with organs which have more or less of the female characters. **Neuter h., Neutral h.,** when the individual has neither male nor female organs. **Spurious h.,** doubtful but not double sex. **Transverse h.,** when the outward organs appear to be of one sex and the internal ones are of the other. **True h.,** the presence in the same individual of both the male and female organs; double sex. **Unilateral h.,** when one side has an ovary or testis and the other has both an ovary and a testis.

Hermaphrodite (her-maf'ro-dīt). A person who has or appears to have both male and female characters.

Hermetic, Hermetical (her-met'ik, her-met'ik-al) [L. *hermet'icus*]. Impervious to air; air-tight.

Hermitine (her'mit-in). A proprietary antiseptic and disinfectant: said to be electrolyzed seawater.

Hermodactyl (her-mo-dak'til) [Gr. ἑρμοδάκτυλος]. The root of *Col'chicum variega'tum:* cathartic.

Hermophenyl (her-mo-fen'il). A white powder, mercuric-phenol-disalphonate of sodium. Used as an antiseptic, in a $\frac{1}{10}$—1 per cent. solution; also as an antisypilitic.

Hernia (her'ne-ah) [L.]. The protrusion of a loop or knuckle of an organ or tissue through an abnormal opening. **Abdominal h.,** the protrusion of some internal structure through the abdominal wall. **Acquired h.,** one brought on by lifting or by a strain or other injury. **Barth's h.,** hernia of loops of intestine between the serosa of the abdominal wall and that of a persistent vitelline duct. **Béclard's h.,** femoral hernia through the saphenous opening. **Birkett's h.,** protrusion of the synovial membrane of a joint through a laceration of the capsular ligament. Called also *Synovial h.* **H. of the bladder,** protrusion of a part of the bladder

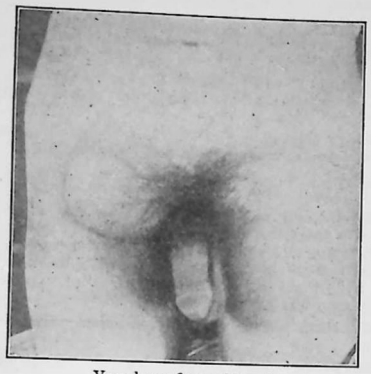

Very large femoral hernia.

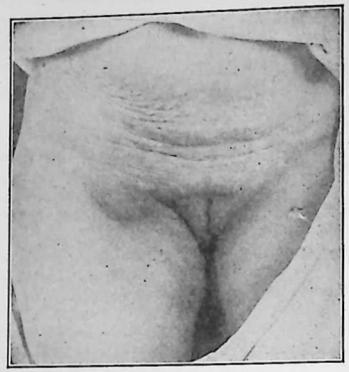

Femoral hernia in a female.

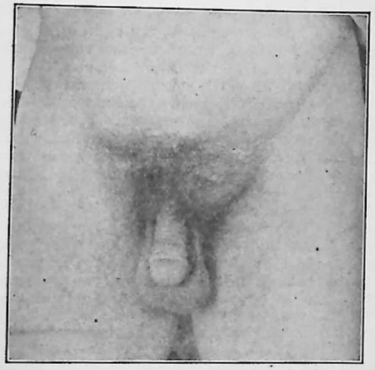

Indirect inguinal hernia (incomplete).

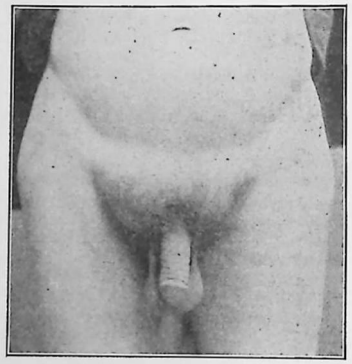

Double direct inguinal hernia.



Inguinal (scrotal) hernia.

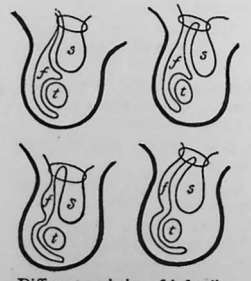

Different varieties of infantile hernia.

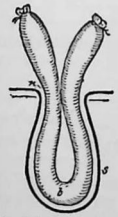

Hernial sac with contained bowel: *n*, neck of sac; *s*, sac; *ô*, bowel.

through any normal or other opening. **Cecal h.**, one that contains the cecum or a part of it. **H. cere'bri**, the protrusion of the brain-substance through the skull. **Cloquet's h.**, pectineal crural hernia. **Complete h.**, one in which the sac and its contents have passed through the orifice. **Concealed h.**, hernia not perceptible on palpation. **Congenital h.**, that which exists at birth, most commonly scrotal. **Cooper's h.**, retroperitoneal hernia. **Crural h.** Same as *Femoral h.* **Crural h., pectineal**, hernia within and behind the femoral vessels, the tumor resting upon the pectineus muscle. **Cystic h.** Same as *Cystocele.* **Diaphragmatic h.**, hernia through the diaphragm. **Diverticular h.**, the protrusion of a congenital diverticulum of the gut. **Encysted h.**, scrotal or oblique inguinal hernia in which the bowel, enveloped with its own proper sac, passes into the tunica vaginalis in such a way that the bowel has three coverings of peritoneum. **Epigastric h.**, a hernia through the linea alba above the navel. **Femoral h.**, hernia into the femoral canal. **Foraminal h.**, hernia through the foramen of Winslow. **Funicular h.**, hernia of the umbilical or spermatic cord. **Hesselbach's h.**, hernia with a diverticulum through the cribriform fascia. **Holthouse's h.**, that which is both inguinal and femoral. Called also *Inguinocrural h.* **Incarcerated h.**, hernia so occluded as to obstruct the bowel completely. **Incomplete h.**, one which has not passed quite through the orifice. **Infantile h.**, oblique inguinal hernia behind the funicular process of the peritoneum. **Inguinal h.**, hernia into the inguinal canal. **Inguinal h., direct**, inguinal hernia which passes directly through the abdominal wall by the internal ring. **Inguinoproperitoneal h.**, hernia that is partly inguinal and partly properitoneal. Called also *Krönlein's h.* **H. of the iris**, protrusion of a part of the iris. **Irreducible h.**, hernia that cannot be restored by taxis. **Ischiatic h.**, hernia through the sacrosciatic foramen. **Ischiorectal h.**, a protrusion of the abdominal viscera between fibers of the levator ani muscle. **Krönlein's h.** See *Inguinoproperitoneal h.* **Labial h.**, protrusion of a knuckle of the gut into a labium majus. **Laugier's h.**, a femoral hernia perforating Gimbernat's ligament. **Littré's h.**, diverticular hernia. **Lumbar h.**, hernia in the loin. **Mesenteric h.**, the passage of a portion of the gut through an opening in the mesentery. **Mesocolic h.**, hernia into a pouch of the mesocolon. **Obturator h.**, protrusion through the obturator foramen. **Omental h.**, a protrusion of a knuckle of omentum. **Ovarian h.**, hernial protrusion of an ovary. **Perineal h.** Same as *Ischiorectal h.* **Properitoneal h.**, hernia through the peritoneum and within the abdominal wall. **Reducible h.**, one that may be returned by manipulation. **Retroperitoneal h.**, hernia of the intestine into the duodenojejunal fossa. **Richter's h.**, one in which only a part of the caliber of the gut is protruded. **Scrotal h.**, an inguinal hernia which has descended into the scrotum. **Strangulated h.**, one which is tightly constricted and has become or is likely to become sphacelated. **Treitz's h.**, a retroperitoneal hernia through the duodenojejunal recess. **Umbilical h.**, protrusion of the bowel or omentum at the navel. **Uterine h.**, hernial protrusion of the uterus. **Vaginal h.**, hernia into the vagina. **Vaginolabial h.**, hernia of a viscus into the posterior end of the labium majus; posterior labial hernia. **Velpeau's h.**, femoral hernia in front of the femoral vessels. **Ventral h.**, hernia through the abdominal wall. **Vesical h.**, protrusion of the bladder.

Hernia-knife (her'ne-ah-nīf). A herniotome.

Herniary (her'ne-a-re). Pertaining to or associated with hernia.

Herniation (her-ne-a'shun). The formation of a hernia.

Hernio-enterotomy (her''ne-o-en-ter-ot'o-me). Herniotomy conjoined with enterotomy.

Hernioplasty (her''ne-o-plas'te). Operation for the radical cure of hernia.

Herniopuncture (her'ne-o-punkt-ūr) [*Hernia* + *Puncture*]. Surgical puncture of a hernia.

Herniotome (her'ne-o-tōm). A knife for operating on hernia.

Herniotomy (her-ne-ot'o-me) [*Hernia* + Gr. τέμνειν to cut]. Kelotomy; a cutting operation for hernia.

Heroic (he-ro'ik) [L. *hero'icus*]. Severe or rash.

Heroin (her'o-in). A white, bitterish, crystalline powder, $C_{17}H_{17}(O.OC.CH_3)_2.NO$, the diacetic ester of morphin. It is an anodyne and sedative, is used in irritative coughs of phthisis and bronchitis, and in dyspnea. Dose, $\frac{1}{24}$–$\frac{1}{12}$ gr. (0.0025–0.005 gm.). Hypodermically it is used in 2 per cent. solution in the same doses. **H. hydrochlorid**, a white crystalline powder used like heroin.

Heroinism (her'o-in-izm). Addiction to the use of heroin; heroin habit.

Heromal (her'o-mal). A preparation of heroin and malt extract. Dose, 2 fl. dr. (8 c.c.).

Heromania (he-ro-ma'ne-ah). Addiction to the use of heroin.

Heroterpin (her-o-ter'pin). A preparation of heroin and terpin hydrate. Dose, 1–3 fl. dr. (4–12 c.c.).

Herpes (her'pēz) [L.; Gr. ἕρπης]. An inflammatory skin-disease characterized by the formation of small vesicles in clusters. **H. circina'tus.** Same as *Tinea circinata.* **H. farino'sus**, a variety of ringworm. **H. febri'lis, H. facia'lis**, the so-called fever-blisters occurring on the face. **H. gestatio'nis**, a herpes peculiar to pregnant women. **H. i'ris**, a form occurring in rings on the hands and feet. **H. menstrua'lis**, a form that recurs at the menstrual epoch. **H. præputia'lis**, a form that occurs on the male genitals. **H. zos'ter.** See *Zoster.*

Herpetic (her-pet'ik) [L. *herpet'icus*]. Pertaining to or of the nature of herpes.

Herpetiform (her-pet'if-orm) [L. *her'pes* herpes + *for'ma* form]. Resembling herpes.

Herpetism (her'pet-izm). Predisposition to herpetic disease; the herpetic or dartrous diathesis.

Herpetomonas (her-pet-om'on-as) [Gr. ἑρπετόν creeper + μονάς monad]. A genus of flagellate animal microparasites found in the blood of various animals and supposed to be pathogenic.

Hersage (ār-sahzh') [Fr. "harrowing"]. The therapeutic loosening of the fibers of a diseased nerve-trunk.

Herubin (he-ru'bin). A preparation from leeches: used to prevent coagulation of the blood.

Heteradelphia (het''er-ad-el'fe-ah) [Gr. ἕτερος other + ἀδελφός brother]. A joined twin monstrosity in which one fetus is much more developed than the other.

Heteradelphus (het''er-ad-el'fus). A twin monster affected with heteradelphia.

Heteradenia (het''er-ad-e'ne-ah) [Gr. ἕτερος other + ἀδήν gland]. Any abnormality of the gland-tissue.

Heteradenic (het''er-ad-en'ik), Pertaining to, affected with, or of the nature of, heteradenia.

Heteradenoma (het''er-ad-en-o'mah) [Gr. ἕτερος other + *Adenoma*]. Any hyaline cylindroma.

Heteraline (het'er-al-in). Dioxybenzene hexamethylenetetramine, a colorless crystalline com-

pound, soluble in water and alcohol: used as an urinary antiseptic in cystitis, gonorrhea, etc. Dose, 15–30 gr. (1–2 gm.).

Heteralius, Heteralicus (het-er-a'le-us, het-er-al'-ik-us) [Gr. ἕτερος other + ἄλιος disk]. An extreme example of heteradelphia.

Heterecious, Heterœcious (het-er-e'se-us) [Gr. ἕτερος other + οἰκίον house]. Living upon one host in one stage or generation and upon another in the next.

Hétero- [Gr. ἕτερος other]. A prefix denoting unlikeness or dissimilarity.

Hetero-agglutinin (het''er-o-ag-lu'tin-in). An agglutinin, found in the blood of an animal on the injection of blood from an animal of a different species.

Hetero-albumose (het''er-o-al'bu-mōs) [*Hetero-* + *Albumose*]. A form of hemialbumose that is not soluble in water, but is soluble in hydrochloric acid and salt solutions.

Hetero-albumosuria (het''er-o-al''bu-mo-su're-ah). [*Hetero-albumose* + Gr. οὖρον urine]. The presence of hetero-albumose in the urine.

Hetero-autoplasty (het''er-o-aw'to-plas-te) [*Hetero-* + *Autoplasty*]. The surgical transfer of tissue from one part of the body to another.

Heteroblastic (het''er-o-blas'tik) [Gr. ἕτερος other + βλαστός germ]. Having origin in different kinds of tissue.

Heterocentric (het''er-o-sen'trik) [Gr. ἕτερος other + L. *cen'trum* center]. Made up of rays that are neither parallel nor meet in one point: said of a ray of light.

Heterocephalus (het''er-o-sef'al-us) [Gr. ἕτερος other + κεφαλή head]. A monster with two unequal heads.

Heterochromia (het''er-o-kro'me-ah) [Gr. ἕτερος other + χρῶμα color]. Diversity of color in a part or parts that should normally be of one color, as in the two irises or in different parts of the same iris.

Heterochromous (het''er-o-kro'mus). Marked by diversity of color; exhibiting heterochromia.

Heterochronic (het''er-o-kron'ik) [Gr. ἕτερος other + χρόνος time]. Occurring at abnormal and irregular times.

Heterochylia (het''er-o-ki'le-ah). The sudden varying of the gastric secretion from normal acidity to hyper- or anacidity.

Heterocrisis (het-er-ok'ris-is) [Gr. ἕτερος other + κρίσις division]. An abnormal crisis.

Heterodont (het''er-o-dont) [Gr. ἕτερος other + ὀδούς tooth]. Having teeth of different sorts, as molars, incisors, etc.

Heterodymus (het-er-od'im-us) [Gr. ἕτερος other + δίδυμος twin]. A monster-fetus with a second head on the abdomen.

Heteroganglionic (het''er-o-gang-gle-on'ik) [Gr. ἕτερος other + γάγγλιον ganglion]. Connecting various ganglia: used of the sympathetic nervous system.

Heterogeneous (het''er-o-je'ne-us) [Gr. ἕτερος other + γένος kind]. Of dissimilar nature.

Heterogenesis (het''er-o-jen'es-is) [Gr. ἕτερος other + γένεσις generation]. 1. Alternation of generation; reproduction that differs in character in successive generations. 2. Asexual generation.

Heterogenetic (het''er-o-jen-et'ik). 1. Pertaining to heterogenesis. 2. Not arising within the organism.

Heterogenic (het''er-o-jen'ik). Occurring in the wrong sex, as a beard upon a woman.

Hetero-infection (het''er-o-in-fek'shun). Infection with virus from outside the organism.

Hetero-inoculable (het''er-o-in-ok'u-la-bl). Susceptible of being inoculated with a virus from another organism.

Hetero-inoculation (het''er-o-in-ok-u-la'shun). Inoculation with a virus from another organism.

Heterolalia (het''er-o-la'le-ah) [Gr. ἕτερος other + λαλιά utterance]. Same as *Heterophasia*.

Heterologous (het-er-ol'og-us) [Gr. ἕτερος other + λόγος relation]. Made up of tissue not normal to the part; also, derived from a different species, as *H. serum*

Heterolysin (het-er-ol'is-in). See *Hemolysin*.

Heterolysis (het-er-ol'is-is) [Gr. ἕτερον another + λύσις dissolution]. Hemolysis caused by a heterolysin.

Heterolytic (het''er-o-lit'ik). Pertaining to or caused by heterolysis or a heterolysin.

Heteromastigote (het''er-o-mas'tig-ōt) [Gr. ἕτερος various + μάστιξ lash]. Having several forward flagella together with one directed backward.

Heteromeric (het''er-o-mer'ik) [Gr. ἕτερος other + μέρος side]. Sending processes through one of the commissures to the white matter of the other side of the spinal cord: used of nerve-cells.

Heteromorphosis (het''er-o-mor-fo'sis) [Gr. ἕτερος other + μόρφωσις a forming]. The formation or development of a structure from some tissue other than its own.

Heterometropia (het''er-o-met-ro'pe-ah). The state in which there is a different kind of refraction in the two eyes; antimetropia.

Heteromorphous (het''er-o-mor'fus) [Gr. ἕτερος other + μορφή form]. Of abnormal shape or structure.

Heteronomous (het-er-on'o-mus) [Gr. ἕτερος other + νόμος law]. 1. Not independent or autonomous. 2. Abnormal.

Heteronymous (het-er-on'im-us) [Gr. ἕτερος other + ὄνυμα name]. Reversed or opposite in position.

Hetero-osteoplasty (het''er-o-os'te-o-plas-te) [Gr. ἕτερος other + ὀστέον bone + πλάσσειν to shape]. The surgical grafting of a bone with a piece taken from one of the lower animals.

Heteropagus (het-er-op'ag-us) [Gr. ἕτερος other + πάγος fixture]. A fetus to which another rudimentary fetus is attached by the abdomen.

Heteropathy (het-er-op'ath-e) [Gr. ἕτερος other + πάθος suffering]. 1. Abnormal or morbid sensitiveness to stimuli. 2. Allopathy.

Heterophasia (het''er-o-fa'ze-ah) [Gr. ἕτερος other + φάσις speech]. The frequent or habitual misuse of terms due to some central lesion.

Heterophemia, Heterophemy (het''er-o-fe'me-ah, het-er-of'e-me) [Gr. ἕτερος other + φήμη word]. Same as *Heterophasia*.

Heterophonia (het''er-o-fo'ne-ah) [Gr. ἕτερος other + φωνή voice]. Any abnormality of the voice or of phonation.

Heterophoralgia (het''er-of-o-ral'je-ah) [Gr. ἕτερος other + φορός bearing + ἄλγος pain]. Heterophoria associated with pain.

Heterophoria (het''er-of-o're-ah) [Gr. ἕτερος other + φορός bearing]. Lack of parallelism between the visual lines, due to insufficiency of the ocular muscles.

Heterophthalmos (het''er-of-thal'mus) [Gr. ἕτερος other + ὀφθαλμός eye]. Different coloration of the two irises.

Heterophthongia (het''er-of-thon'je-ah) [Gr. ἕτερος other + φθόγγια utterance]. Any abnormality of speech.

Heterophyes (het-er-of'i-ēz). A minute trematode worm found in the middle third of the small intestine of man, dogs, and cats in Egypt.

Heteroplasia (het''er-o-pla'zhe-ah) [Gr. ἕτερος other + πλάσσειν to mould]. The replacement of normal by abnormal tissue.

Heteroplastic (het''er-o-plas'tik). Pertaining to heteroplasia or to heteroplasty.

Heteroplastid (het''er-o-plas'tid). A surgical graft derived from another person or from a lower animal.

Heteroplasty (het'er-o-plas-te) [Gr. ἕτερος other + πλάσσειν to mould]. Plastic surgery in which tissue is removed from a sound person, or in which a graft is taken from an individual of another species.

Heteroproteose (het''er-o-pro'te-ōs). One of a series of simple proteins resembling the globulins in their properties except that they are not coagulated by heat.

Heteroptics (het-er-op'tiks) [Gr. ἕτερος other + ὀπτικός optic]. False or perverted vision.

Heteroscope (het'er-o-skōp) [*Heterophoria* + Gr. σκοπεῖν to view]. A pair of fusion tubes so mounted as to subserve the observation of the progress of cases of heterophoria.

Heterosexuality (het''er-o-sex-u-al'it-e). Abnormal or perverted sexual appetite toward the opposite sex.

Heterotaxia (het''er-o-tak'se-ah) [Gr. ἕτερος other + τάξις arrangement]. Abnormal or anomalous placement of viscera or parts.

Heterotaxic (het''er-o-tak'sik). Affected with heterotaxia.

Heterotonia (het''er-o-to'ne-ah) [Gr. ἕτερος other + τόνος tension]. Variable tension.

Heterotopia, Heterotopy (het''er-o-to'pe-ah, het-er-ot'op-e) [Gr. ἕτερος other + τόπος place]. Displacement or misplacement of parts or organs.

Heterotopic (het''er-o-top'ik). Occurring at an abnormal place or upon the wrong part of the body.

Heterotoxin (het''er-o-tok'sin) [Gr. ἕτερος other + *Toxin*]. A toxin formed in the body through the agency of some organism outside of the body or introduced into it from outside.

Heterotoxis (het''er-o-tok'sis). Poisoning by toxic matter introduced into the system from without.

Heterotrophia, Heterotrophy (het''er-o-tro'fe-ah, het-er-at'ro-fe) [Gr. ἕτερος other + τροφή nourishment]. Any disorder or fault of nutrition.

Heterotropia, Heterotropy (het''er-o-tro'pe-ah, het-er-ot'ro-pe) [Gr. ἕτερος other + τρόπος turn]. Same as *Strabismus*.

Heteroxanthin (het''er-ox-an'thin) [*Hetero-* + *Xanthin*]. Methyl-xanthin; a crystalline leukomain, $C_6H_6N_4O_2$, from the urine: one of the xanthin-bases, and a probable cause of gout.

Hetocresol (he-to-kres'ol). The cinnamic acid ester of metacresol, a non-poisonous antiseptic crystalline substance: used in tuberculosis.

Hetoform (he'to-form). Bismuth cinnamate, a white powder with an odor like cinnamon: used in tuberculosis.

Hetol (he'tol). Sodium cinnamate: highly commended for intravenous injection in tuberculosis.

Hettocyrtosis (het''o-sir-to'sis) [Gr. ἧττων less + κύρτωσις curvature]. A slight curvature.

Heurteloup (her'tel-oop, *Fr.* urt-loo'). An artificial leech or cupping apparatus.

Hexabasic (hex-ah-ba'sik) [Gr. ἕξ six + *Basic*]. Having six atoms replaceable by a base.

Hexabiose (hex-ah-bi'ōs). Same as *Disaccharid*.

Hexad (hex'ad) [Gr. ἕξ six]. Any sexivalent element.

Hexadactylism (hex-ah-dak'til-izm) [Gr. ἕξ six + δάκτυλος finger]. The occurrence of six fingers (or toes) on a hand (or foot).

Hexahydrohematoporphyrin (heks''ah-hi''dro-hem''at-o-por'fir-in). One of the resulting products of the treatment of hematin with alcohol and a reducing agent.

Hexamethylenamin (heks-am-eth-il-ēn-am'in). The U. S. P. name for urotropin.

Hexamethylendiamin (hek-sah-meth''il-en-di-am'in). A ptomain, $C_6H_{16}N_2$, from decomposing pancreas and muscle.

Hexane (hex'ān). A liquid hydrocarbon, C_6H_{14}.

Hexatomic (hex-at-om'ik) [Gr. ἕξ six + *Atom*]. Containing six atoms of an element, or six replaceable univalent atoms.

Hexone bases (heks'ōn). See under *Base*.

Hexos, Hexose (heks'ōs). A monosaccharid; any member of a certain group of sugars having six carbon-atoms.

Hexosazone (heks-o-sa'zōn). An osazone formed from a hexose.

Hexyl (heks'il) [Gr. ἕξ six + ὕλη substance]. A hydrocarbon, C_6H_{13}, in many isomeric forms.

Hexylamin (heks-il-am'in) [*Hexyl* + *Amin*]. A poisonous base, $C_6H_{15}N$, from yeast and from some samples of cod-liver oil.

Hey's ligament (hāz). See *Ligament*.

Hg. The symbol of mercury (for *hydrargyrum*).

Hiatus (hi-a'tus) [L.]. 1. Any gap or fissure. 2. The helicotrema. 3. The vulva. **H. cana'lis facia'lis.** Same as *H. Fallopii*. **H. Fallo'pii,** an opening in the petrous bone for the petrosal branch of the Vidian nerve.

Hibernation (hi-ber-na'shun) [L. *hiber'na* winter]. The dormant state in which certain animals pass the winter.

Hiccup, Hiccough (hik'kup, hik'kof). A sharp inspiratory sound with spasm of the glottis and diaphragm; singultus.

Hide-bound (hid'bownd). Affected with scleroderma.

Hidradenitis (hid-rad-en-i'tis) [Gr. ἱδρώς sweat + ἀδήν gland + -ιτις inflammation]. Inflammation of a sweat-gland. **H. suppura'tiva,** a disease of the sweat-glands marked by the development of one or more cutaneous, shot-like nodules, which gradually enlarge to the size of a pea, and undergo softening and suppuration with subsequent discharge.

Hidradenoma (hi''drad-en-o'mah). Same as *Syringocystadenoma*.

Hidroa (hid-ro'ah) [Gr. ἱδρωα sudamina, ἱδρώς sweat]. 1. Sudamina or other skin-affection accompanied by sweating. 2. See *Hydroa*.

Hidrocystoma (hid''ro-sis-to'mah) [Gr. ἱδρώς sweat + *Cystoma*]. A retention-cyst of a sweat-gland; pompholyx.

Hidropoiesis (hid''ro-poi-e'sis) [Gr. ἱδρώς sweat + ποίησις formation]. The formation of sweat.

Hidropoietic (hid''ro-poi-et'ic) [Gr. ἱδρώς sweat + ποιεῖν to make]. Pertaining to the secretion of sweat.

Hidrosadenitis (hi''dro-sad-en-i'tis) [Gr. ἱδρώς sweat + ἀδήν gland]. Inflammation of the sweat-glands.

Hidroschesis (hid-ros'kes-is) [Gr. ἱδρώς perspiration + σχέσις holding]. Suppression of the perspiration.

Hidrosis (hid-ro'sis) [Gr. ἱδρώς sweat]. 1. The secretion and excretion of the sweat. 2. Any skin-disease affecting primarily the sweat-glands. 3. Too profuse sweating.

Hieralgia (hi-er-al'je-ah) [Gr. ἱερόν sacrum + ἄλγος pain]. Pain in the sacrum.

Hiera picra (hi'er-ah pi'krah) [Gr. "holy bit-

ters"]. Powder of aloes and canella; L. *pul'vis al'oes et canel'læ.*

Hieromania (hi''er-o-ma'ne-ah) [Gr. ἱερός sacred + μανία madness]. Religious insanity or frenzy.

Hierotherapy (hi''er-o-ther'a-pe) [Gr. ἱερός sacred + θεραπεία therapy]. The treatment of disease by religious exercises.

Highmore's antrum, body, etc. (hi'mōrz). See *Antrum, Body,* etc.

Highmoritis (hi-mōr-i'tis). Inflammation of the antrum of Highmore.

Hilum (hi'lum) [L.]. A depression or pit at the entrance and exit of the vessels, nerves, and duct of a gland.

Himantosis (hi-man-to'sis) [Gr. ἱμάντωσις, from ἱμάς strap]. Elongation of the uvula.

Hind-brain (hīnd'brān). See *Epencephalon.*

Hind-gut (hīnd'gut). The embryonic structure whence the colon is formed.

Hind-kidney (hīnd-kid'ne). The metanephros.

Hinge-joint (hinj'joint). See *Ginglymus.*

Hip (hip). The region on either side of the pelvis. **H.-bone,** the os innominatum. **H.-joint,** the articulation of the innominate bone and the femur. **H.-joint disease,** tuberculosis of the hip-joint, resulting in chronic suppuration, the development of necrosis and fistulæ, or ankylosis from plastic effusion. The disease is marked by pain which is often felt in the knee, and is increased on pressure over the trochanter, sudden crying out during the night, muscular contraction, stiffness of the joint, etc.

Hippo (hip'po). A dangerous arrow-poison from Eastern Africa.

Hippocamp (hip'po-kamp). Same as *Hippocampus.*

Hippocampal (hip-po-kam'pal). Pertaining to the hippocampus.

Hippocampus major (hip-po-kam'pus) [Gr. ἱππόκαμπος sea-horse]. A curved structure on the floor of the middle horn of the lateral ventricle. **H. mi'nor,** a white elevation on the floor of the posterior cornu of the lateral ventricle.

Hippocratic (hip-po-krat'ik). Pertaining to or described by Hippocrates. **H. face.** See *Facies hippocratica.*

Hippol (hip'pol). Methylene hippuric acid; a colorless crystalline substance used as a urinary antiseptic.

Hippolite, Hippolith (hip'po-līt, hip'po-lith) [Gr. ἵππος horse + λίθος stone]. A bezoar, or concretion, from the alimentary canal of the horse.

Hippomane (hip-pom'a-ne) [Gr. ἵππος horse + μανῆναι to madden]. A genus of euphorbiaceous trees. **H. mancinel'la** is the highly poisonous manchineel-tree: used in homeopathy.

Hippomelanin (hip-po-mel'an-in) [Gr. ἵππος horse + μέλας black]. A black pigment from the tumors and marrow of horses affected with melanosis.

Hippurate (hip'pu-rāt) [Gr. ἵππος horse + οὖρον urine]. Any salt of hippuric acid. The hippurates of lime, lithium, and sodium are solvents of the urates, and are useful in gouty and calculous diseases. Dose, 4–15 gr. (0.266–1 gm.).

Hippuria (hip-pu're-ah) [Gr. ἵππος horse + οὖρον urine]. Excess of hippuric acid in the urine.

Hippuric (hip-pu'rik) [Gr. ἵππος horse + οὖρον urine]. Derivable from the urine of horses. See under *Acid.*

Hippus (hip'pus) [Gr. ἵππος horse]. Tremor of the iris, producing rapid spasmodic alteration of the size of the pupil.

Hirax (hi'rax). A proprietary lotion; a remedy for mosquito bites, insect stings, etc.

Hircin (her'sin) [L. *hir'cus* goat]. An ill-smelling principle from the suet of goats.

Hirsute (her'sūt) [L. *hirsu'tus*]. Shaggy; having long hair.

Hirsuties (her-su'she-ēz) [L.]. Excessive hairiness.

Hirudin (hi-ru'din) [L. *hiru'da* leech]. The active principle extracted from leeches.

Hirudo (hi-ru'do), pl. *hiru'dines.* Latin for *Leech.*

Histenzyme (his-ten'zīm) [Gr. ἱστός tissue + *Enzyme*]. A ferment from the kidney which splits up hippuric acid into benzoic acid.

Histidin (his'tid-in). A substance, $C_6H_9N_3O_2$, obtainable from any protamin by the action of sulphuric acid and water.

Histioid (his'te-oid). Same as *Histoid.*

Histo- [Gr. ἱστός web]. A prefix denoting some relation to the tissues.

Histochemistry (his-to-kem'is-tre) [*Histo-* + *Chemistry*]. The chemistry of living or organized tissues.

Histodialysis (his''to-di-al'is-is) [*Histo-* + *Dialysis*]. The disintegration or breaking down of tissue.

Histogenal (his-to-je'nal). A compound of sodium methylarsenate and nucleinic acid: used in tuberculosis.

Histogenesis (his-to-jen'es-is) [Gr. ἱστός web + γένεσις production]. The formation or development of tissues.

Histogenetic (his''to-jen-et'ik). Pertaining to histogeny.

Histofluorescence (his''to-flu-o-res'ens). Fluorescence produced in the body by the administration of some substance previous to exposure to the X-rays.

Histohematin (his-to-hem'at-in) [Gr. ἱστός tissue + *Hematin*]. Any one of a certain group of red tissue-pigments found in the muscles, suprarenal glands, and other organs, and thought to have a respiratory function similar to that of hematin.

Histoid (his'toid) [Gr. ἱστος web + εἶδος form]. 1. Web-like. 2. Developed from but one tissue. 3. Like the tissues of the surrounding parts.

Histology (his-tol'o-je) [Gr. ἱστός web + λόγος discourse]. The sum of knowledge regarding the minute structure and composition of the tissues. **Normal h.,** the histology of normal and healthy tissues. **Pathologic h.,** the histology of diseased tissues.

Histolysis (his-tol'is-is) [Gr. ἱστός web + λύειν to loosen]. The dissolution or breaking down of the tissues.

Histoma (his-to'mah) [Gr. ἱστός tissue + -ομα tumor]. Any tissue tumor, as a fibroma.

Histon (his'ton) [Gr. ἱστος web]. A simple protein, soluble in water and insoluble in dilute ammonia. Histon is precipitated by ammonia. Histon occurs in nuclei of cells. It is decidedly poisonous and contains a considerable amount of phosphorus. Combined with leukonuclein it forms nucleohiston. Blood treated with histon is altered so that it coagulates with difficulty. Histon has been found in the urine in leukemia and febrile conditions. **H. nucleinate,** a compound of nucleic acid and histon, the characteristic constituent of lymph-glands, spleen, and thymus.

Histonomy (his-ton'o-me) [Gr. ἱστός web + νόμος law]. A statement of the laws of tissue development.

Histonuria (his-tōn-u're-ah) [*Histon* + Gr. οὖρον urine]. The presence of histon in the urine.

Histopathology (his''to-path-ol'o-je) [Gr. ἱστός tissue + *Pathology*]. Pathologic histology.

Histophysiology (his''to-fiz-e-ol'o-je) [Gr. ἱστός tissue + *Physiology*]. The physiology of the minute elements of the tissues.

Histoplas'ma capsula'tum. A protozoan organism found by Darling in peculiar lesions of the lungs, spleen, liver, and bone-marrow of a negro.

Histoplasmosis (his''to-plaz-mo'sis). The disease caused by the presence of histoplasma in the body. It is marked by splenomegaly, emaciation, fever, and leukopenia; the pathologic lesions being the presence of small gray nodules in the lungs, smaller yellowish nodules in the spleen, irregular grayish areas in the liver, and neurosis and ulceration of the small intestine and cecum.

Histopsyche (his-to-si'ke) [Gr. ἱστός web + ψυχή soul]. The tissue soul; the higher psychologic function of tissue.

Histopsychology (his''to-si-kol'o-je) [Gr. ἱστός tissue + *Psychology*]. The study of minute structure combined with psychologic analysis.

Historetention (his''to-re-ten'shun). Retention of matter by the tissues.

Histosan (his'to-san). A guaiacol-albumin preparation used in respiratory diseases. Dose, 1–4 dr. (4–16 gm.).

Histosporid'ium carcinomato'sum. Feinberg's name for the alleged parasite of cancer.

Histotherapy (his-to-ther'ap-e) [Gr. ἱστός tissue + *Therapy*]. The treatment of disease by the administration of animal tissues.

Histotome (his'to-tōm) [Gr. ἱστός web + τέμνειν to cut]. A cutting instrument used in microtomy.

Histotomy (his-tot'o-me) [Gr. ἱστός web + τέμνειν to cut]. The dissection of the tissues; microtomy.

Histotropic (his-to-trop'ik) [Gr. ἱστός tissue + τρόπος a turning]. Having special affinity for tissue cells: said of chemicals.

Histozoic (his-to-zo'ik) [Gr. ἱστός tissue + ζῷη life]. Living on or within the tissues: said of parasites.

Histozyme (his'to-zīm) [Gr. ἱστός web + ζυμός leaven]. Any enzyme which causes a fermentation in the tissues.

Histrionic (his-tre-on'ik) [L. *his'trio* actor]. Characterized by exaggerated imitative movements like those of an actor.

Histrionism (his'tre-on-izm). The insane or hysteric adoption of the manner and gestures of an actor.

Hives (hīvz). A popular name for urticaria and for various other diseases.

Hl. The symbol for latent hypermetropia.

Hm. The symbol for manifest hypermetropia.

H.M.C. Abbreviation for hyoscin-morphin-cactin anesthesia. See under *Anesthetic.*

Hoang-nan (ho-ang-nan'). A Chinese remedy for leprosy and syphilis; the bark of *Strych'nos gaultheria'na.* Dose, 2–5 gr. (0.133–0.33 gm.); of tincture, 1–5 min. (0.066–0.333 c.c.).

Hoarseness (hōrs'nes). A rough quality of voice.

Hodgkin's disease (hoj'kinz). See *Disease.*

Hoffmann's anodyne (hof'manz). See *Anodyne.*

Hog-cholera (hog-kol'er-ah). A contagious febrile disease of swine.

Holadin (hol'ad-in) [Gr. ὅλος entire + ἀδήν gland]. A proprietary preparation of the entire pancreas used in cases of imperfect digestion.

Holgin (hol'jin). An antiseptic compound of menthol (1 part), formaldehyd (17.5 parts), and methyl alcohol (81.5 parts).

Hollow-back (hol'lo-bak). See *Lordosis.*

Holoblastic (hol-o-blas'tik) [Gr. ὅλος entire + βλαστός germ]. A term applied to the ova of certain animals in which the entire egg undergoes fermentation, and nearly all the yolk goes to the formation of the germ.

Holocain (hol-o-ka'in). A crystalline base nearly allied to phenacetin; its chlorid is a local anesthetic, antiseptic, and is used like cocain. It is an active convulsant poison. **H. hydrochlorate,** a white, crystalline compound, an effective local anesthetic, but dangerous when subcutaneously employed: it is used chiefly in eye-disease, in 1 per cent. solution.

Holocrine (hol'o-krīn) [Gr. ὅλος whole + κρίνειν to separate]. Wholly secretory: a term applied to glands whose only function is to form a secretion.

Holodiastolic (hol''o-di-as-tol'ik) [Gr. ὅλος entire + *Diastole*]. Pertaining to the entire diastole.

Holomastigote (hol-o-mas'tig-ōt) [Gr. ὅλος whole + μάστιξ lash]. Having numerous flagella scattered over the body.

Holorrachischisis (hol''or-ra-kis'kis-is) [Gr. ὅλος entire + ῥάχις spinal column + σχίσις cleft]. Fissure of the entire spinal cord.

Holoschisis (hol-os'kis-is) [Gr. ὅλος entire + σχίσις cleft]. Same as *Amitosis.*

Holosystolic (hol''o-sis-tol'ik) [Gr. ὅλος entire + *Systole*]. Pertaining to the entire systole.

Holothrichous (hol-ot'rik-us) [Gr. ὅλος whole + θηρίξ hair]. Covered with cilia.

Holothyrus (hol-o-thi'rus). A genus of animal parasites. *H. coccinel'la,* of Mauritius, is destructive to poultry, and is poisonous to human subjects, causing a painful swelling of the tongue and throat.

Holzin (hol'zin). A preparation containing menthol, formaldehyd, and methyl alcohol: given by inhalation for tuberculosis.

Holzinol (hol'zin-ol). A disinfectant containing formaldehyd. 2 parts; menthol, 40 parts; and methyl alcohol, 58 parts.

Homalomyia (ho''mal-o-mi'e-ah). A genus of flies whose maggots sometimes infest the human intestine.

Homatropin (ho-mat'ro-pin). A mydriatic alkaloid, $C_{16}H_{21}NO_3$, or tropin mandelate, from atropin. It is slightly soluble in water, and is used to produce dilatation of the pupil and paralysis of accommodation for the purpose of examining the interior of the eye and determining its refraction. Dose, ½ gr. (0.022 gm.); of *H. hydrobromate,* ¼ gr. (0.016 gm.).

Homaxial, Homaxonic (ho-mak'se-al, ho-mak-son'ik). Having the axes all similar: said of cocci that grow alike in all directions of space.

Homeo-, Homœo- (ho'me-o) [Gr. ὅμοιος like]. A prefix denoting similarity.

Homeocyte (ho-me'o-sīt) [Gr. ὅμοιος like + κύτος cell]. Same as *Lymphocyte.*

Homeomorphous (ho''me-o-mor'fus) [*Homeo-* + Gr. μορφή form]. Of like form and structure.

Homeo-osteoplasty (ho''me-o-os'te-o-plas-te) [Gr. ὅμοιος like + ὀστέον bone + πλάσσειν to mould]. The surgical implantation of a piece of a bone similar to the grafted bone.

Homeopathic (ho''me-o-path'ik). Pertaining to homeopathy.

Homeopathy (ho-me-op'ath-e) [Gr. ὅμοιος like + πάθος disease]. A system of therapeutics which treats disease by administering remedies in an attenuated or potentialized form which would, if taken by the healthy in larger dosage, produce a condition similar to the disease to be treated.

Homeoplasia (ho''me-o-pla'ze-ah) [Gr. ὅμοιος like

+ πλάσσειν to form]. The formation of new tissue like that adjacent to it and normal to the part.

Homeoplastic (ho''me-o-plas'tik). Resembling the structure of adjacent parts.

Homeothermal (ho-me-o-ther'mal) [Gr. ὅμοιος alike + θέρμη heat]. Same as *Homothermal*.

Home-sickness (hōm'sik-nes). Intense longing for home; nostalgia.

Homiculture (hom'e-kult-ūr) [L. *ho'mo* man + *cultu'ra* culture]. The stirpiculture of the human species.

Homo-arecolin (ho''mo-ar-ek'o-lin). A yellowish liquid, $C_7H_{10}(C_2H_5)NO_2$; the ethyl ether of arecaidin. Its hydrobromid, a colorless, crystalline body, is an anthelmintic.

Homocentric (ho-mo-sen'trik) [Gr. ὁμός same + κέντρον center]. Having the same center or focus.

Homocerebrin (ho-mo-ser'e-brin) [Gr. ὁμός equal + *Cerebrin*]. A principle like cerebrin from the brain-substance.

Homochronous (ho-mok'ro-nus) [Gr. ὁμός same + χρόνος time]. Occurring at the same age in successive generations.

Homococain (ho-mo-ko'ka-in). Same as *Cocaethylin*.

Homœo-. See *Homeo*.

Homoflemingin (ho''mo-flem-in'jin). A principle obtainable from *Flemin'gia grahamia'na*. See *Waras*.

Homogeneous (ho-mo-je'ne-us) [Gr. ὁμός same + γένος kind]. Of the same kind or of a uniform quality throughout.

Homogenesis, Homogeny (ho-mo-jen'es-is, ho-moj'en-e) [Gr. ὁμός same + γένεσις production]. The reproduction of the same process in each generation.

Homogentisic (ho''mo-jen-tis'ik). Noting an acid found in exceptional cases in the human urine.

Homologous (ho-mol'o-gus) [Gr. ὁμός same + λόγος relation]. Of similar structure or situation, but not necessarily of similar function.

Homologue (hom'ol-og). 1. Any homologous organ or part; an organ similar in structure to another organ. 2. In chemistry, one of a series of compounds, each of which is formed from the one before it by the addition of a constant element.

Homology (ho-mol'o-je) [Gr. ὁμός same + λόγος relation]. The quality of being homologous; the morphologic identity of corresponding parts.

Homolysin (ho-mol'is-in). See *Hemolysin*.

Homonomous (ho-mon'o-mus) [Gr. ὁμός same + νόμος law]. Subject to the same law.

Homonymous (ho-mon'im-us) [Gr. ὁμός same + ὄνυμα name]. Having the same or a corresponding sound or name; having a correlation of parts or places.

Homopiperonal (ho''mo-pip-er'o-nal). A fragrant substance, in white, flaky crystals, closely resembling piperonal: antipyretic and antiseptic.

Homoplastic (ho-mo-plas'tik) [Gr. ὁμός same + πλάσσειν to form]. Noting a transplantation of a part to an abnormal place in the same organism.

Homorenon hydrochlorid (ho-mo-re'non). A crystalline compound, ethylaminoacetopyrocatechin hydrochlorid: used like adrenalin.

Homorganic (hom-or-gan'ik) [Gr. ὁμός same + ὄργανον organ]. Produced by the same or by homologous organs.

Homosexuality (ho''mo-sex-u-al'it-e) [Gr. ὁμός same + *Sexuality*]. Sexual perversion toward the same sex.

Homothermic (ho-mo-ther'mik) [Gr. ὁμός same + θέρμη heat]. Having a uniform temperature.

Homotonic (ho-mo-ton'ik) [Gr. ὁμός same + τόνος tone]. Of a uniform course or tension.

Homotype (hom'o-tīp) [Gr. ὁμός same + τύπος type]. A part that has a reversed symmetry with its fellow.

Honey (hun'e). See *Mel*.

Honorarium (hon-o-ra're-um), pl. *honora'ria* [L.]. A physician's professional fee.

Honthin, Hontin (hon'thin, hon'tin). A light brown tasteless powder, a combination of tannin with albumin and keratin. It is insoluble in water, but partly soluble in alcohol: used as an intestinal astringent. Dose, 4–7½ gr. (0.25–0.5 gm.).

Hook (hook). A curved instrument: used for traction or for holding. **Blunt h.**, an instrument for exercising traction upon the fetus in certain cases of breech-presentation. **Fixation-h.**, a hook for fixing a part. **Malgaigne's h's**, two pairs of hooks connected by a screw for approximating the pieces of a broken patella. **Squint-h.**, a hook for stretching an eye-tendon in tenotomy. **Tracheotomy-h.**, a hook for use in tracheotomy. **Tyrrell's h.**, a slender hook used in eye-surgery.

Hookworm (hook'werm). See *Uncinaria* and *Ankylostoma*.

Hooping-cough (hoop'ing-kof). See *Whooping-cough*.

Hop (hop). An urticaceous twining plant, *Hu'mulus lu'pulus*. See *Hops*.

Hopogan (ho'po-gan). Magnesium peroxid, a white tasteless, odorless powder, nearly insoluble in water. It contains 7.15 per cent. of active oxygen and is intended for internal use.

Hops (hops) [L. *hu'mulus* or *lu'pulus*]. The strobiles, or spikes, of the hop-plant, *Hu'mulus lu'pulus*. They contain lupulin, tannin, and humulin, and are sedative and tonic. They are employed as a local anodyne, and are given in dyspepsia, genito-urinary irritation, and delirium tremens. Dose of *fluid extract*, 5–15 min. (0.333–1 c.c.); of *oleoresin*, 2–5 gr. (0.1333–0.333 gm.); of *tincture*, ½–2 dr. (2–4 c.c.); of *extract*, 5–10 gr. (0.333–0.666 gm.).

Hordenin (hor-de'nin). A colorless crystalline alkaloid, $C_{10}H_{15}NO$, from barley.

Hordeolum (hor-de'o-lum) [L. "barley-corn"]. See *Stye*.

Hordeum (hor'de-um), gen. *hor'dei* [L.]. See *Barley*.

Horehound (hōr'hownd). The labiate plant *Marru'bium vulga're*; also its leaves and tops (L. *marru'bium*): useful in coughs and dyspepsia, and as a vermifuge. Dose of *fluid extract*, 1–2 dr. (4–8 c.c.).

Horismascope (ho-ris'mas-kōp). A variety of albumoscope consisting of a U-shaped tube, one arm of which is of small caliber and has a funnel like top, the other arm being of larger caliber and having a black area against which traces of albumen may be seen.

Hormion (hor'me-on) [Gr. ὅρμος chaplet]. The median anterior point of the spheno-occipital bones.

Hormone (hor'mo-ne) [Gr. ὀρμάνειν to excite or arouse]. A chemical substance produced in an organ, which, being carried to an associated organ by the blood stream, excites in the latter organ a functional activity

Horn (horn) [L. *cor'nu*]. A cutaneous horny outgrowth. See *Cornu*. **Cicatricial h.**, a hard, dry outgrowth from a cicatrix, commonly scaly and very rarely osseous. **H. of the clitoris**, an occasional formation of a horny mass, resembling a talon, under the prepuce of the clitoris. **Nail-h.**, an overgrown toe-nail or finger-nail, chiefly of neglected and bed-ridden patients. **Sebaceous h.**, a hard outgrowth of the contents of a sebaceous cyst. **Warty h.**, a hard and pointed outgrowth from a wart.

Hornskin (horn'skin). Animal skin, or hide, dried and varnished: used in orthopedic surgery.

Horny (hor'ne). Having the nature and appearance of horn.

Horopter (ho-rop'ter) [Gr. ὅρος limit + ὀπτήρ observer]. The sum of all points seen in binocular vision with the eyes fixed.

Horripilation (hor''rip-il-a'shun) [L. *horripila'tio*]. Cutis anserina, or goose-flesh; the erection of the hairs.

Horse-pox (hors'pox). Modified small-pox occurring in the horse.

Horse-radish (hors-rad'ish). See *Cochlearia*.

Horseweed (hors'wēd). See *Collinsonia*.

Hospital (hos'pit-al) [L. *hospita'lium; hos'pes* host, guest]. An institution for the treatment of the sick.

Hospitalism (hos'pit-al-izm). 1. The morbid conditions due to the assembling of diseased persons in a hospital. 2. A morbid habit of attending hospital dispensaries as a patient.

Host (hōst) [L. *hos'pes*]. Any animal or plant upon which another organism lives parasitically.

Hottentot bustle (hot'en-tot). See *Steatopyga*.

Hottentotism (hot'ten-tot-izm). An exaggerated form of stuttering.

Hour-glass contraction (owr'glas). See *Contraction*.

Housemaids' knee (hows'mādz-ne). See *Knee*.

House prevalence. The non-epidemic occurrence of several cases of the same disease in the same hospital.

House-surgeon (hows-sur'jun). A resident surgeon in a hospital.

Howship's lacunæ (how'ships). See *Lacuna*.

Ht. The symbol for total hypermetropia.

Huguier's canal (e-ge-āz'). See *Canal*.

Humeral (hu'mer-al) [L. *humera'lis*]. Of or pertaining to the humerus.

Humeroradial (hu''mer-o-ra'de-al). Pertaining to the humerus and the radius.

Humeroscapular (hu''mer-o-skap'u-lar). Pertaining to the humerus and the scapula.

Humero-ulnar (hu''mer-o-ul'nar). Pertaining to the humerus and the ulna.

Humerus (hu'mer-us) [L.]. The bone that extends from the shoulder to the elbow.

Humidity (hu-mid'it-e) [L. *humid'itas*]. The degree of moisture, especially of that in the air.

Humor (hu'mor, yu'mor) [L.]. 1. Any fluid or semifluid of the body. 2. Any chronic cutaneous disease. **Aqueous h.**, the fluid filling the anterior and posterior chambers of the eye in front of the lens. **Crystalline h.**, the crystalline lens. See *Lens*. **Vitreous h.**, the gelatinous matter that fills the posterior chamber of the eye behind the lens.

Humoral (hu'mor-al). Pertaining to the humors of the body.

Humoralism (hu'mor-al-izm) The obsolete doctrine that all diseases arise from some change of the humors.

Humulin (hu'mu-lin). 1. Lupulin. 2. A dry, concentrated preparation of hops.

Humulus (hu'mu-lus), gen. *hu'muli* [L.]. See *Hops*.

Humus (hu'mus) [L.]. A dark mould of decayed vegetable tissue: used therapeutically in certain forms of the bath.

Hunchback (hunsh'bak). See *Kyphosis*.

Hunger (hun'ger). A craving for food. **Air-h.**, a distressing dyspnea occurring in paroxysms, and often forerunning an attack of diabetic coma. **Chlorin-h.**, a desire for salt, due to deficiency of chlorin in the blood. **H.-cure**, the treatment of disease (as dyspepsia, syphilis, or cancer) by severe and rigid fasting; nestiatria.

Hunterian chancre (hun-te're-an). See *Chancre*.

Hunter's canal (hun'terz). See *Canal*.

Huntington's chorea (hunt'ing-tunz). See *Chorea*.

Hunyadi János (hoon''yah-de yah'nosh) [named for a heroic Magyar general, fifteenth century]. An aperient mineral water from Hungary. It contains sodium and magnesium sulphates, sodium carbonate, and sodium chlorid.

Hutchinson's teeth (huch'in-sunz). See *Tooth*.

Huxham's tincture (hux'hamz). See *Tincture*.

Huxley's layer (hux'liz). See *Layer*.

Hyænanchin (hi-e-nang'kin). A highly poisonous bitter principle from *Hyænan'che globo'sa*, a euphorbiaceous plant of Africa.

Hyalin (hi'al-in) [Gr. ὕαλος glass]. 1. A translucent albuminoid substance, one of the products of amyloid degeneration. 2. A substance composing the walls of hydatid cysts.

Hyaline (hi'al-in) [Gr ὕαλος glass]. Pellucid or glassy, and transparent or nearly so.

Hyalinosis (hi''al-in-o'sis). Hyaline degeneration.

Hyalinuria (hi''al-in-u're-ah) [*Hyalin* + *Urine*]. The discharge of hyalin in the urine.

Hyalitis (hi-al-i'tis). Inflammation of a hyaloid membrane or of the vitreous humor. **H. punc-ta'ta**, a form marked by the formation of small opacities. **H. suppurati'va**, a purulent inflammation of the vitreous humor of the eye.

Hyalogen (hi-al'o-jen) [*Hyalin* + Gr. γεννᾶν to produce]. An albuminous substance occurring in cartilage, vitreous humor, etc., and convertible into hyalin.

Hyaloid (hi'al-oid) [Gr. ὕαλος glass + εἶδος form]. Resembling glass.

Hyaloiditis (hi''al-oid-i'tis). See *Hyalitis*.

Hyalomitome (hi''al-o-mit'ōm). Same as *Paramitome*.

Hyalomucoid (hi''al-o-mu'koid). The mucoid of the vitreous body.

Hyalonyxis (hi''al-o-nix'is) [Gr. ὕαλος glass + νύξις pricking]. The act of puncturing the vitreous body.

Hyaloplasm (hi'al-o-plazm) [Gr. ὕαλος glass + πλάσμα anything formed]. 1. Same as *Paraplasm*. 2. The conducting-medium of the axon.

Hyaloserositis (hi''al-o-se-ro-si'tis) [Gr. ὕαλος glass + *Serum* + ιτις inflammation]. A form of inflammation of serous membranes marked by the formation of a fibrohyaline investment.

Hyalosome (hi-al'o-sōm) [Gr. ὕαλος glass + σῶμα body]. A structure resembling the nucleolus of a cell, but staining only slightly.

Hyalotome (hi-al'o-tōm). See *Paramitome*.

Hybrid (hi'brid) [Gr. ὕβρις lewdness]. An animal or plant bred or grafted from two species.

Hybridization (hi''brid-iz-a'shun). The production of hybrids; the development of hybrids.

Hydantoin (hi-dan'to-in). A crystalline base, $C_3H_4N_2O_2$, derivable from allantoin.

Hydatid (hi-dat'id) [L. *hy'datis*; Gr. ὑδατίς]. An echinococcus or the vesicle containing it. See under *Cyst*. **H. of Morgagni**, the cyst-like remnant of the Müllerian duct attached to an ovi-

duct or testicle. **Sessile h.**, the hydatid of Morgagni which is connected with the testicle. **Stalked h.**, the hydatid of Morgagni which is connected with an oviduct.

Hydatidiform, Hydatiform (hi-dat-id'if-orm, hi-dat'if-orm). Resembling a hydatid in form.

Hydatidocele (hi-da-tid'o-sēl) [*Hydatid* + Gr. κήλη tumor]. A tumor of the scrotum containing hydatids.

Hydatidoma (hi-da-tid-o'mah). A tumor containing hydatids or one caused by hydatids.

Hydatidostomy (hi-dat-id-os'to-me) [*Hydatid* + Gr. στόμα mouth]. The opening and draining of a hydatid cyst.

Hydnocarpus (hid-no-kar'pus). A tree of India from the seeds of which is derived an oil that is used in skin diseases.

Hydracetin (hi-dras'e-tin). Pyrodin, $C_6H_5NHNHCH_3CO$; a derivative of acetic anhydrid and phenyl hydrazin in colorless crystals. It is antirheumatic and antipyretic, but poisonous. Dose, ¾–1½ gr. (0.05–0.1 gm.).

Hydracid (hi-dras'id). Any hydrogen acid containing no oxygen. See *Acid*.

Hydræmia. See *Hydremia*.

Hydraëroperitoneum (hi-dra''e-ro-per-it-o-ne'um) [Gr. ὕδωρ water + ἀήρ + *Peritoneum*]. A collection of water and gas in the peritoneal cavity.

Hydragogin (hi-drag'o-jin). A compound of the tinctures of digitalis and strophanthus, containing oxysaponin, scillitoxin, and scillipicrin: a str ng hydragogue diuretic. Dose, 10–15 min. (.666–1 c.c.).

Hydragogue (hi'drag-og) [Gr. ὕδωρ water + ἀγώγειν to lead]. 1. Producing watery discharges, especially from the bowels. 2. A cathartic which causes watery purgation.

Hydramnion, Hydramnios (hi-dram'ne-on, hi-dram'ne-os) [Gr. ὕδωρ water + *Amnion*]. Dropsy of the amnion; excess of the amniotic fluid.

Hydramyl (hi'dram-il). Pentane, C_5H_{12}; a liquid hydrocarbon derived from petroleum: anesthetic.

Hydrangea (hi-dran'je-ah). A genus of saxifrageaceous trees and shrubs. *H. arbores'cens* is diuretic. Dose of *fluid extract*, 30–60 min. (2–4 c.c.).

Hydrangin (hi-dran'jin). A diuretic glucosid from *Hydran'gea arbores'cens*.

Hydrarguent (hi-drar'gwent). A fatty ointment-base, especially adapted to the preparation of mercurial ointment.

Hydrargyri (hi-drar'jir-i). The genitive case of L. *hydrar'gyrum*; mercury. See *Mercury*.

Hydrargyria (hi-drar-jir'e-ah) [see *Hydrargyrum*]. Mercurial poisoning.

Hydrargyrism (hi-drar'jir-izm). Mercurial poisoning; mercurialism.

Hydrargyro-iodo-hemol (hi-drar''jir-o-i''o-do-he'mol). A therapeutic preparation of hemol, containing 12.35 per cent. of mercury and 28.per cent. of iodin.

Hydrargyrol (hi-drar'jir-ol). Mercury paraphenylthionate, $C_6H_4.OH.SO_3Hg$: used as a substitute for corrosive sublimate. It is a brownish crystalline substance, with the odor of gingerbread.

Hydrargyroseptol (hi-drar''jir-o-sep'tol). A compound of mercury, chinosol, and common salt, $C_9H_6N.O.SO_3Hg + 2NaCl$: antiseptic and antisyphilitic.

Hydrargyrum (hi-drar'jir-um), gen. *hydrar'gyri* [Gr. ὕδωρ water + ἄργυρος silver] [L.]. Mercury, or quicksilver. See *Mercury*.

Hydrarthrosis, Hydrarthrus (hi''drar-thro'sis, hi-drar'thrus) [Gr. ὕδωρ water + ἄρθρον joint]. An accumulation of water in the cavity of a joint.

Hydrastin (hi-dras'tin). 1. An alkaloid from *Hydrastis*, $C_{21}NH_{21}O_6$. Dose, $\frac{1}{16}$–¼ gr. (0.004–0.016 gm.); of *hydrochlorate* or *sulphate*, $\frac{1}{16}$–¼ gr. (0.004–0.016 gm.); of *concentration*, ½–2 gr. (0.033–0.133 gm.). 2. A precipitate or concentration from *Hydrastis*. Dose, 5–10 gr. (0.333–0.666 gm.).

Hydrastinin (hi-dras'tin-in). An artificial alkaloid, $C_{11}H_{11}NO_2 + H_2O$, prepared from the alkaloid hydrastin or from pyrocatechin: used like ergot. Dose, $\frac{1}{12}$–⅙ gr. (0.0054–0.011 gm.). **H. hydrochlorate**, a salt of hydrastinin, is used like ergot, but is more speedy in its action. Dose, 2–4 gr. (0.133–0.266 gm.).

Hydrastis (hi-dras'tis). A genus of ranunculaceous plants. The rhizome and roots of *H. canaden'sis*, or golden seal, contain the alkaloid hydrastin, and are tonic, cholagogue, and diuretic. It is given in dyspepsia, jaundice, constipation, gonorrhea, and catarrhs of the genito-urinary and nasal tracts. Dose of *fluid extract*, 8–30 min. (0.533–2 c.c.); of *glycerite*, 30–60 min. (2–4 c.c.); of *tincture*, 30–90 min. (2–6 c.c.).

Hydrastol (hi-dras'tol). A proprietary preparation of hydrastis.

Hydrate (hi'drāt) [L. *hy'dras*]. 1. Any compound of hydroxyl with a radical; a chemic compound in which one-half the hydrogen of one or more molecules of water is replaced by a radical. 2. Any salt or other compound that contains water of crystallization.

Hydrated (hi'dra-ted) [L. *hydra'tus*]. Combined with water; forming a hydrate or a hydroxid.

Hydration (hi-dra'shun). 1. The act of combining or causing to combine with water. 2. The condition of being combined with water.

Hydraulics (hi-drawl'iks) [Gr. ὕδωρ water]. The branch of physics which treats of the action of liquids under physical laws.

Hydrazin (hi'dra-zin). A colorless gaseous diamin, $H_4N_2 = H_2N\text{-}NH_2$; also any member of a group of its substitution derivatives.

Hydrazone (hi'dra-zōn). A compound formed from a sugar by the action of pheylhydrazin. It may be converted into an osazone by further treatment with phenylhydrazin.

Hydremia (hi-dre'me-ah) [Gr. ὕδωρ water + αἷμα blood]. Excess of water in the blood; a condition in which the proportion of the serum in the blood to the corpuscles is excessive.

Hydrencephalocele (hi-dren-sef'al-o-sēl) [Gr. ὕδωρ water + *Encephalocele*]. A protrusion of the brain fissure enclosing part of a ventricle.

Hydrencephalus (hi-dren-sef'al-us). The same as *Hydrocephalus*.

Hydrepigastrium (hi-drep-e-gas'tre-um) [Gr. ὕδωρ water + *Epigastrium*]. A collection of fluid between the peritoneum and the abdominal muscles.

Hydriatic, Hydriatric (hid-re-at'ik, hid-re-at'rik) [Gr. ὕδωρ water + ἰατικός, ἰατρικός healing]. Pertaining to hydrotherapy.

Hydric (hi'drik). Pertaining to or combined with hydrogen; containing replaceable hydrogen.

Hydrid, Hydride (hi'drid, hi'drīd) [Gr. ὕδωρ water]. Any compound of hydrogen with an element or radical.

Hydriodate (hid're-o-dāt). A salt of hydriodic acid.

Hydriodic acid (hid-re-od'ik). See under *Acid*.

Hydro- [Gr. ὕδωρ water]. A prefix signifying some relationship to water or to hydrogen.

Hydroa (hid-ro'ah). A skin-disease marked by red, irregular patches on which form groups of

vesicles. The disease is attended with intense itching, debility, and nervous symptoms. It is also called *Dermati'tis herpetifor'mis* and *Pemphigus prurigino'sus*, and is also written *Hidroa*. **H. gestatio'nis**, dermatitis herpetiformis occurring during pregnancy or the puerperium. **H. puerpo'rum, H. vaccinifor'me**, a disease of children marked by the development of vesicles upon patches of erythema. The disease recurs every summer. **H. vesiculo'sum**, herpes iris.

Hydro-appendix (hi''dro-ap-en'diks). Distention of the vermiform appendix with a watery fluid.

Hydrobilirubin (hi''dro-bil-e-ru'bin) [*Hydro-* + *Bilirubin*]. A brownish-red pigment, $C_{32}H_{40}N_7O_7$, derivable from bilirubin by the addition of hydrogen and oxygen. It is believed to be identical with stercobilin and urobilin.

Hydrobromate (hi-dro-bro'māt). Any salt of hydrobromic acid. See under *Acid*.

Hydrobromic acid (hi-dro-brōm'ik). See *Acid*.

Hydrocarbon (hi-dro-kar'bon). Any compound of hydrogen and carbon. The hydrocarbons are divided into groups according to the proportions of hydrogen and carbon contained in them, each one of the groups differing from the one before it by the addition of CH_2. **Aromatic h's** are those which are aromatic, and include benzene (C_6H_6) and its homologues, phenyl (C_6H_5), and the univalent hydrocarbons; and naphthalene ($C_{10}H_8$) with its derivatives. **Fatty h's** are those that are fatty in nature, and include the *paraffins* or **Saturated h's** (methane, ethane, propane, butane, pentane, hexane, and heptane). The *alcohol radicals*, or **Univalent h's**, are methyl, ethyl, propyl, etc. The *olefins*, or **Bivalent h's**, are methylene, ethylene, propylene, etc.

Hydrocele (hi'dro-sēl) [Gr. ὕδωρ water + κήλη tumor]. A circumscribed collection of fluid, especially in the scrotum. **Cervical h.**, a serous dilatation of a persistent cervical cleft or duct, or sometimes of a deep cervical lymph-space. **Congenital h.**, hydrocele in the unobliterated canal between the peritoneal cavity and that of the tunica vaginalis. **Diffused h.**, a collection of fluid diffused in the loose connective tissue of the spermatic cord. **Dupuytren's h.**, bilocular hydrocele of the tunica vaginalis testis. **Encysted h.**, one which occurs in cysts outside the cavity of the tunica vaginalis testis. **H. fœm'inæ**, an affection of the round ligament of the female resembling ordinary hydrocele. **Funicular h.**, hydrocele of the tunica vaginalis of the spermatic cord in a space closed toward the testis and open toward the peritoneal cavity. **Hernial h.**, distention of the hernial sac with a fluid. **H. mulie'bris**, a watery dilatation of the canal of Nuck. **H. of neck**, a congenital lymphatic cyst of the neck.

Hydrocephalic (hi''dro-sef-al'ik). Pertaining to or affected with hydrocephalocele.

Hydrocephalocele (hi''dro-sef'al-os-el). See *Hydrencephalocele*.

Hydrocephaloid (hi-dro-sef'al-oid). 1. Resembling hydrocephalus. 2. A state resembling infantile hydrocephalus, but attended with depressions of the fontanels: it follows diarrhea.

Hydrocephalus (hi-dro-sef'al-us) [Gr. ὕδωρ water + κεφαλή head]. A fluid effusion within the cranium. The disease is marked by enlargement of the head, with prominence of the forehead, atrophy of the brain, mental weakness, and convulsions. **Acute h.**, tubercular meningitis. **Chronic h., Congenital h., Infantile h.**, a slowly progressing form occurring in infancy. **External h.**, dropsy of the subdural space. **Internal h.**, any fluid effusion within the ventricles of the brain.

Hydrocerin (hi-dro-se'rin). An ointment base of wax, petrolatum, and water.

Hydrochinone (hi-dro-kin'ōn). An artificial alkaloid, $C_6H_6O_2$, prepared from quinin and other substances. It is a crystalline substance, soluble in 17 parts of cold water and easily soluble in hot water, alcohol, and ether. It is antipyretic and antiseptic. It is used in gonorrhea, conjunctivitis, etc., in 1–3 per cent. solution. Dose, 5–30 gr. (0.333–2 gm.). Called also *Paradioxybenzene*.

Hydrochinonuria (hi''dro-kin-o-nu're-ah). The presence of hydrochinon in the urine as a result of the administration of salol, resorcin, carbolic acid, or uva ursi.

Hydrochlorate (hi-dro-klo'rāt). Any salt of hydrochloric acid.

Hydrochloric acid (hi-dro-klo'rik). See *Acid*.

Hydrocholecystis (hi''dro-kol-e-sis'tis) [Gr. ὕδωρ water + χολή bile + κύστις bladder]. A dropsical inflation of the gall-bladder.

Hydrocinnamic acid (hi''dro-sin-am'ik). See under *Acid*.

Hydrocirsocele (hi-dro-sir'so-sēl) [*Hydro-* + *Cirsocele*]. Hydrocele combined with varicocele.

Hydrocollidin (hi-dro-kol'lid-in) [*Hydro-* + *Collidin*]. A poisonous oily ptomain, $C_8H_{13}N$, from nicotin, decayed flesh, and from stale fish.

Hydrocolpos (hi-dro-kol'pos) [Gr. ὕδωρ water + κόλπος vagina]. A retention-cyst of the vagina, containing a watery fluid.

Hydroconion (hi-dro-ko'ne-on) [Gr. ὕδωρ water + κόνις dust]. An atomizer or vaporizer for throwing liquids in a fine spray.

Hydrocorodin (hi-dro-ko-ro'din). A ptomain, $C_{10}H_{17}N$, produced by *Bacillus allii*.

Hydrocotarnin (hi''dro-ko-tar'nin). A crystallizable base, $C_{12}H_{15}NO_3$, from opium.

Hydrocotyle (hi-dro-kot'il-e) [Gr. ὕδωρ water + κοτύλη cup]. A genus of umbelliferous herbs. *H. asiat'ica* is serviceable in syphilis, leprosy, and skin-diseases. Dose, 8–15 gr. (0.533–1 gm.).

Hydrocyanic acid (hi''dro-si-an'ik). See under *Acid*.

Hydrocyst (hi'dro-sist) [Gr. ὕδωρ water + κύστις cyst]. A cyst with watery contents.

Hydrocystoma (hi''dro-sis-to'mah) [Gr. ὕδωρ water + κύστις cyst + -ωμα tumor]. A cystic disease of the sweat-glands of the face, with lesions resembling boiled sago-grains embedded in the skin. It is frequently seen in washerwomen, laundresses, and those exposed to moist heat.

Hydrodiascope (hi-dro-di'as-kōp) [Gr. ὕδωρ water + διά through + σκοπεῖν to look]. An instrument, resembling a pair of spectacles, used in the treatment of astigmatism.

Hydrodiffusion (hi''dro-dif-fu'zhun). The diffusion of different liquids through each other.

Hydrodynamics (hi''dro-di-nam'iks) [Gr. ὕδωρ water + *Dynamics*]. That branch of the science of mechanics which treats of liquids.

Hydro-electric (hi''dro-e-lek'trik). Combining the therapeutic use of water and of electricity.

Hydro-electrization (hi''dro-el-ek-triz-a'shun). Treatment by the hydro-electric bath.

Hydro-encephalocele (hi''dro-en-sef'al-o-sēl) [Gr. ὕδωρ water + κεφαλή head + κήλη hernia]. Hernial protrusion of a knuckle of the cranial dura distended with a fluid.

Hydrogel (hi'dro-jel). Graham's name for a gel that contains water.

Hydrogen (hi'dro-jen) [Gr. ὕδωρ water + γεννᾶν to produce]. A light inflammable gaseous element,